



FINANCIALS

The financial report of Aristurtle's business plan

INITIAL COSTS

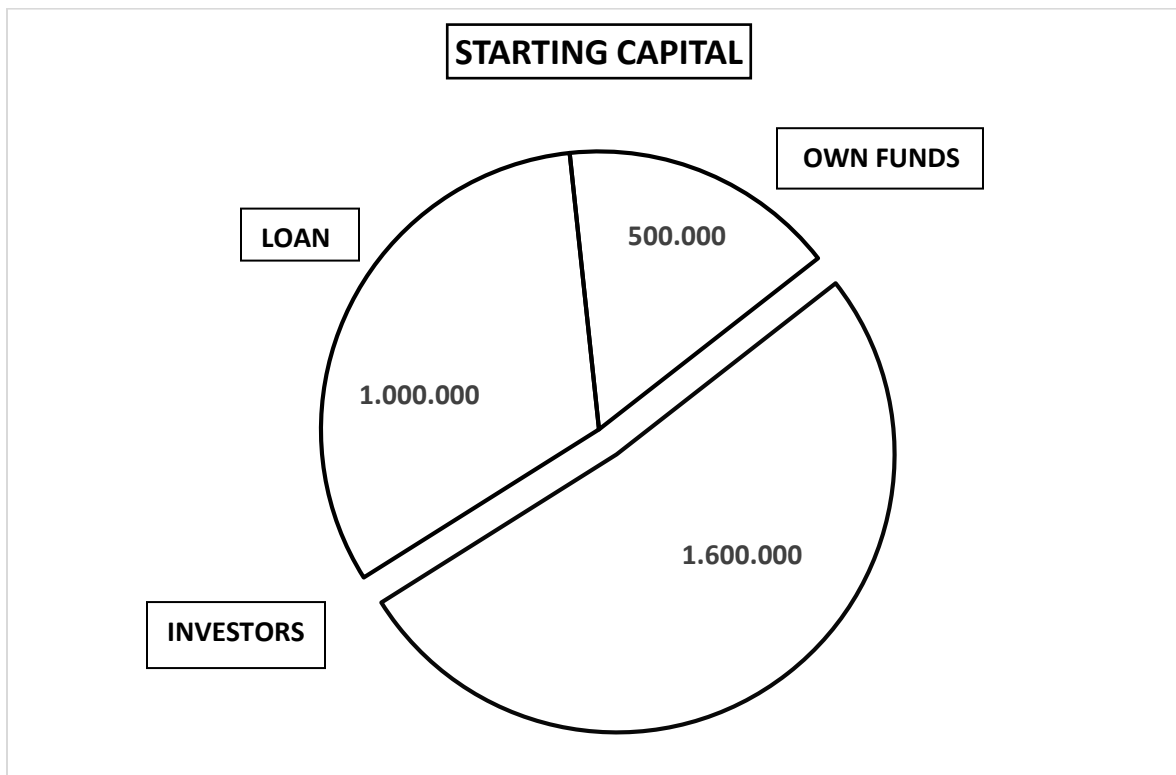
Our company in order to be economically sustainable from year 1 needed to follow a specific strategy. Startup costs are the expenses during the process of creating a new business. All businesses are different, so each one has a unique set of startup costs.

In a founding year (year 1) the expenditure consists of the factory renting in Sindos, Greece for 12.000€. Most of the machinery equipment will be leased for 24.828€, although our company pays 50.000€ for some extra tools and for its furnishing and decorating. In addition, the cost of the company's initial costs is 15.380€ and the cost of our application hosting is 6.596€. In regard to the repair and maintenance of our machinery Aristurtle pays 4.000€. Finally, our cost for our advertisement actions are 80.000€ and our research and development department does not financially burden Aristurtle company for the first 2 years.

All costs are calculated, and they are considered in no way as a waste. Moreover, our expenses contribute to create a secure company that keeps in its warehouse every raw material that is used during the production process and helps us become gradually a competitive company.

CAPITAL DEMAND

The required capital for a healthy start for our company is one which not only covers the previous expenditure, but also the sum of fixed and variable costs for the 1st year of operation. This required amount is 3.100.000 €.



WHY A LOAN

-PREFERENTIAL TERMS FOR START UP COMPANIES IN GREECE

The reasons we apply for a bank loan are 50% subvention of interest, 3 year grace period and warranty for the state for start-up companies in Greece.

-EARLY EXPANSION

Our plan is to expand at a steady pace. From year 1 we deliver our products to Greece as well as Italy. Apart from that, we also have to be prepared for the fact that the transportation trucks will shortly after start delivering spare parts and cover maintenance issues, returning broken and damaged pieces. This greatly increases our initial cost budget.

-LEASING EQUIPMENT

Purchasing equipment that can improve our business offering is typically a no brainer for financing. Aristurtle needed to lease its machinery, its equipment and buy some tools to make its products and services even more efficient and more competitive. Before we took out an equipment loan, we made sure that we're separating the actual needs and costs correctly from the nice-to-have to need-to-have when it comes to our production line. As we learned from our experience in our team, space and equipment management is key.

-BUY RAW MATERIALS OR HIRE EMPLOYEES

Aristurtle is a company that from year 1 starts an ambitious production line. We are willing to manufacture 26 racecars and 40 accumulator containers, production that needed a significant amount of raw materials, great supply chain management at first and trained staff. Moreover, while the production grows bigger and bigger as the years pass, the need for trained staff and expertized engineers is a priority in order for us to be reliable to our partners.

DELIVERY PROCESS

There is a specific strategy that we follow We have a deal with the company named " " and it is responsible to deliver our cars and accumulator containers with safety and right on time. We categorize the tracks we visit based on 5 factors:

1. The visitors of the each track.
2. The population in the broad area that the track serves.
3. The number of events the track hosts.
4. The competition this track has to face by other tracks nearby
5. The seasonality of the track.

LOCATION COST AND WAREHOUSE

We follow a specific strategy to calculate our location cost. Our company delivers our products in Europe in a specific way. Cars, accumulator containers and other parts are sent with a transportation company in the first years. In the following years we want to create our own distribution network with our own trucks.

We create a full year organized plan and based on that every month we arrange our deliveries all over the Europe. We calculate not only the cars and the accumulator containers that we are going to deliver but also the delivery of tires and other spare parts that tracks may need.

TRACKS & EXPANSION

Aristurtle has made a survey on the number of tracks and their needs mainly in Europe. We made a survey on more than 400 tracks in all Europe and we categorized all tracks into 3 groups based on visitors and potential: Small, Medium and Large. Small tracks are those which have low number of visitors and wish to acquire our racecars in order to increase their traffic. Medium tracks are those which have enough regular visitors but they want to acquire our products in order to provide more services to their customers. Large tracks are those which have many visitors every day. Although large tracks do not need us in first place, Aristurtle aims to be present to these tracks for advertisement reasons.

Aristurtle wants to expand in a steady pace to all Europe. First of all we will start our operations in Greece and Italy mainly because of location reasons. The expansion plan of Aristurtle is shown in the maps below:



Year 1



Year 2



Year 3



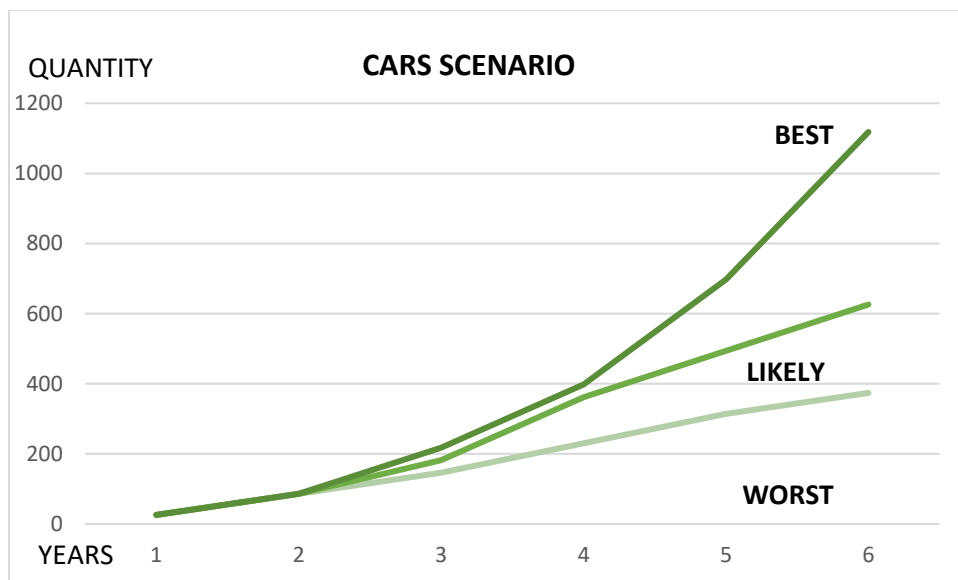
Year 4



Year 5

CARS MANUFACTURING

Aristurtle contacted many European tracks and there was a lot of interest for our products and services. We managed to sign a contact with 15 tracks in 7 countries. Racecars to these tracks will be delivered within 2 years from now. This means we have a guaranteed production and distribution of 86 racecars in the next 24 months. We think that more orders for our racecars will be made in the following months after we introduce our racecars and services to the public. Based on the number of tracks in Europe and the market research we have made we estimate that on the most likely scenario another 69 tracks will place an order for our racecars. So in total Aristurtle aims to be present in six years from now in 84 tracks. This means that in the same period, we have to produce 554 cars. Moreover we try to bring the sharing economy model to racing. This means that we are also targeting big companies in this sector (like Uber, Lime, Bird, Lyft etc.). We want after establishing our business model, to address to these companies and seek for a potential partnership which will enable us to reach more tracks globally. This will help us be present to more than 150 tracks worldwide with more than 1.100 racecars. But also we have calculated a worst case scenario in which we get around 40 extra orders for 377 cars.



PRODUCTION & DELIVERIES

Year	Month	Cars produced per Month	Turtlecells produced per Month	Cars per Year	Turtlecells per year	Total Cars Manufactured	Total Turtlecells Manufactured	Storage		SERRES (M)	ATHENS (S)	MUGUELLO (L)	MILANO (M)	RIMINI(L)	LA CONCA SOCCER (M)	WAC (S)	KART O MANIA(M)	MICHAEL SCHUMACHER KART & EVENT (M)	GENK (L)	STYRIA (M)	PACHFURTH (M)	PKC KARTING PARIS (L)															
								C	A														C	A	C	A	C	A	C	A	C	A	C	A	C	A	
1	1 SEP					1	0	1	0																												
	2 OCT					1	0	1	0																												
	3 NOV	1	1			2	1	2	1																												
	4 DEC	2	3			4	4	4	4																												
	5 JAN	2	3			6	7	6	7																												
	6 FEB	2	3	26	40	8	10	0	1	4	5	4	4																								
	7 MAR	3	5			11	15	3	6	4	5	4	4																								
	8 APR	3	5			14	20	6	11	4	5	4	4																								
	9 MAY	3	5			17	25	1	3	4	5	4	4	4	7	4	6																				
	10 JUN	3	5			20	30	1	2	6	8	5	7	4	7	4	6																				
	11 JUL	3	5			23	35	4	7	6	8	5	7	4	7	4	6																				
	12 AUG	3	5			26	40	1	3	6	8	5	7	6	9	4	6	4	7																		
2	1 SEP	5	8			31	48	6	11	6	8	5	7	6	9	4	6	4	7																		
	2 OCT	5	8			36	56	11	19	6	8	5	7	6	9	4	6	4	7																		
	3 NOV	5	8			41	64	6	14	6	8	5	7	6	9	7	10	6	9	5	7																
	4 DEC	5	8			46	72	4	10	6	8	5	7	9	15	7	10	6	9	5	7	4	6														
	5 JAN	5	8			51	80	9	18	6	8	5	7	9	15	7	10	6	9	5	7	4	6														
	6 FEB	5	8	60	96	56	88	11	23	6	8	5	7	9	15	7	10	9	12	5	7	4	6														
	7 MAR	5	8			61	96	16	31	6	8	5	7	9	15	7	10	9	12	5	7	4	6														
	8 APR	5	8			66	104	21	39	6	8	5	7	9	15	7	10	9	12	5	7	4	6														
	9 MAY	5	8			71	112	9	20	6	8	5	7	9	15	7	10	9	12	7	11	7	9	4	8	4	6										
	10 JUN	5	8			76	120	14	28	6	8	5	7	9	15	7	10	9	12	7	11	7	9	4	8	4	6										
	11 JUL	5	8			81	128	6	15	6	8	5	7	9	15	7	10	9	12	7	11	7	9	4	8	4	6										
	12 AUG	5	8			86	136	11	23	6	8	5	7	9	15	7	10	9	12	7	11	7	9	4	8	4	6										
3	1 SEP	8	12			94	148	1	4	6	8	5	7	9	15	7	10	9	12	7	11	7	9	7	14	8	12	5	7	4	7	4	7	4	7	7	11
	2 OCT	8	12			102	160	5	9	6	8	5	7	9	15	7	10	9	12	7	11	7	9	7	14	8	12	5	7	4	7	4	7	7	11		
	3 NOV	8	12			110	172	2	4	6	8	5	7	9	15	7	10	9	12	7	11	7	9	7	14	8	12	7	9	4	7	4	7	7	11		
	4 DEC	8	12			118	184	6	9	6	8	5	7	9	15	7	10	9	12	7	11	7	9	7	14	8	12	7	9	4	7	4	7	7	11		
	5 JAN	8	12			126	196	1	3	6	8	5	7	9	15	7	10	9	12	7	11	7	9	7	14	8	12	7	9	6	10	6	10	9	14		
	6 FEB	8	12	96	144	134	208	2	4	6	8	5	7	9	15	7	10	9	12	7	11	7	9	7	14	8	12	7	9	6	10	6	10	9	14		
	7 MAR	8	12			142	220	3	5	6	8	5	7	9	15	7	10	9	12	7	11	7	9	7	14	8	12	10	14	6	10	6	10	9	14		
	8 APR	8	12			150	232	8	13	6	8	5	7	9	15	7	10	9	12	7	11	7	9	7	14	8	12	10	14	6	10	6	10	9	14		
	9 MAY	8	12			158	244	5	7	6	8	5	7	9	15	7	10	9	12	7	11	7	9	7	14	8	12	10	14	6	10	6	10	9	14		
	10 JUN	8	12			166	256	10	15	6	8	5	7	9	15	7	10	9	12	7	11	7	9	7	14	8	12	10	14	6	10	6	10	9	14		
	11 JUL	8	12			174	268	9	13	6	8	5	7	9	15	7	10	9	12	7	11	7	9	7	14	8	12	10	14	6	10	6	10	9	14		
	12 AUG	8	12			182	280	17	25	6	8	5	7	9	15	7	10	9	12	7	11	7	9	7	14	8	12	10	14	6	10	6	10	9	14		
4	1 SEP	9	14			191	294	14	21	6	8	5	7	9	15	7	10	9	12	7	11	7	9	7	14	8	12	10	14	6	10	6	10	9	14		
	2 OCT	9	14			200	308	15	21	6	8	5	7	9	15	7	10	9	12	7	11	7	9	7	14	8	12	10	14	6	10	6	10	9	14		
	3 NOV	9	14			209	322	16	22	6	8	5	7	9	15	7	10	9	12	7	11	7	9	7	14	8	12	10	14	6	10	6	10	9	14		
	4 DEC	9	14			218	336	17	23	6	8	5	7	9	15	7	10	9	12	7	11	7	9	7	14	8	12	10	14	6	10	6	10	9	14		
	5 JAN	9	14			227	350	11	16	6	8	5	7	9	15	7	10	9	12	7	11	7	9	7	14	8	12	10	14	6	10	6	10	9	14		
	6 FEB	9	14			236	364	16	25	6	8	5	7	9	15	7	10	9	12	7	11	7	9	7	14	8	12	10	14	6	10	6	10	9	14		
	7 MAR	9	14	108	168	245	378	17	26	6	8	5	7	9	15	7	10	9	12	7	11	7	9	7	14	8	12	10	14	6	10	6	10	9	14		
	8 APR	9	14			254	392	14	22	6	8	5	7	9	15	7	10	9	12	7	11	7	9	7	14	8	12	10	14	6	10	6	10	9	14		
	9 MAY	9	14			263	406	13	19	6	8	5	7	9	15	7	10	9	12	7	11	7	9	7	14	8	12	10	14	6	10	6	10	9	14		
	10 JUN	9	14			272	420	14	20	6	8	5	7	9	15	7	10	9	12	7	11	7	9	7	14	8	12	10	14	6	10	6	10	9	14		
	11 JUL	9	14			281	434	8	13	6	8	5	7	9	15	7	10	9	12	7	11	7	9	7	14	8	12	10	14	6	10	6	10	9	14		
	12 AUG	9	14			290	448	13	22	6	8	5	7	9	15	7	10	9	12	7	11	7	9	7	14	8	12	10	14	6	10	6	10	9	14		

PRODUCTION DELIVERIES OF CARS

5	1	SEP	11	17	132	204	301	465	16	26	6	8	5	7	9	15	7	10	9	12	7	11	7	9	7	14	8	12	10	14	6	10	6	10	9	14
	2	OCT	11	17			312	482	15	25	6	8	5	7	9	15	7	10	9	12	7	11	7	9	7	14	8	12	10	14	6	10	6	10	9	14
	3	NOV	11	17			323	499	8	12	6	8	5	7	9	15	7	10	9	12	7	11	7	9	7	14	8	12	10	14	6	10	6	10	9	14
	4	DEC	11	17			334	516	15	23	6	8	5	7	9	15	7	10	9	12	7	11	7	9	7	14	8	12	10	14	6	10	6	10	9	14
	5	JAN	11	17			345	533	11	19	6	8	5	7	9	15	7	10	9	12	7	11	7	9	7	14	8	12	10	14	6	10	6	10	9	14
	6	FEB	11	17			356	550	10	18	6	8	5	7	9	15	7	10	9	12	7	11	7	9	7	14	8	12	10	14	6	10	6	10	9	14
	7	MAR	11	17			367	567	9	17	6	8	5	7	9	15	7	10	9	12	7	11	7	9	7	14	8	12	10	14	6	10	6	10	9	14
	8	APR	11	17			378	584	15	27	6	8	5	7	9	15	7	10	9	12	7	11	7	9	7	14	8	12	10	14	6	10	6	10	9	14
	9	MAY	11	17			389	601	12	22	6	8	5	7	9	15	7	10	9	12	7	11	7	9	7	14	8	12	10	14	6	10	6	10	9	14
	10	JUN	11	17			400	618	11	21	6	8	5	7	9	15	7	10	9	12	7	11	7	9	7	14	8	12	10	14	6	10	6	10	9	14
	11	JUL	11	17			411	635	10	20	6	8	5	7	9	15	7	10	9	12	7	11	7	9	7	14	8	12	10	14	6	10	6	10	9	14
	12	AUG	11	17			422	652	12	23	6	8	5	7	9	15	7	10	9	12	7	11	7	9	7	14	8	12	10	14	6	10	6	10	9	14
6	1	SEP	11	17	132	204	433	669	11	22	6	8	5	7	9	15	7	10	9	12	7	11	7	9	7	14	8	12	10	14	6	10	6	10	9	14
	2	OCT	11	17			444	686	10	21	6	8	5	7	9	15	7	10	9	12	7	11	7	9	7	14	8	12	10	14	6	10	6	10	9	14
	3	NOV	11	17			455	703	9	19	6	8	5	7	9	15	7	10	9	12	7	11	7	9	7	14	8	12	10	14	6	10	6	10	9	14
	4	DEC	11	17			466	720	12	24	6	8	5	7	9	15	7	10	9	12	7	11	7	9	7	14	8	12	10	14	6	10	6	10	9	14
	5	JAN	11	17			477	737	8	20	6	8	5	7	9	15	7	10	9	12	7	11	7	9	7	14	8	12	10	14	6	10	6	10	9	14
	6	FEB	11	17			488	754	11	26	6	8	5	7	9	15	7	10	9	12	7	11	7	9	7	14	8	12	10	14	6	10	6	10	9	14
	7	MAR	11	17			499	771	13	29	6	8	5	7	9	15	7	10	9	12	7	11	7	9	7	14	8	12	10	14	6	10	6	10	9	14
	8	APR	11	17			510	788	17	35	6	8	5	7	9	15	7	10	9	12	7	11	7	9	7	14	8	12	10	14	6	10	6	10	9	14
	9	MAY	11	17			521	805	18	37	6	8	5	7	9	15	7	10	9	12	7	11	7	9	7	14	8	12	10	14	6	10	6	10	9	14
	10	JUN	11	17			532	822	20	40	6	8	5	7	9	15	7	10	9	12	7	11	7	9	7	14	8	12	10	14	6	10	6	10	9	14
	11	JUL	11	17			543	839	19	39	6	8	5	7	9	15	7	10	9	12	7	11	7	9	7	14	8	12	10	14	6	10	6	10	9	14
	12	AUG	11	17			554	856	27	52	6	8	5	7	9	15	7	10	9	12	7	11	7	9	7	14	8	12	10	14	6	10	6	10	9	14
7	1	SEP					554	856	26	51	6	8	5	7	9	15	7	10	9	12	7	11	7	9	7	14	8	12	10	14	6	10	6	10	9	14
	2	OCT					554	856	22	46	6	8	5	7	9	15	7	10	9	12	7	11	7	9	7	14	8	12	10	14	6	10	6	10	9	14
	3	NOV					554	856	18	41	6	8	5	7	9	15	7	10	9	12	7	11	7	9	7	14	8	12	10	14	6	10	6	10	9	14
	4	DEC					554	856	18	41	6	8	5	7	9	15	7	10	9	12	7	11	7	9	7	14	8	12	10	14	6	10	6	10	9	14
	5	JAN					554	856	18	41	6	8	5	7	9	15	7	10	9	12	7	11	7	9	7	14	8	12	10	14	6	10	6	10	9	14

PRODUCTION & DELIVERIES																														
Year	Month	Cars produced per Month	Turtlecells produced per Month	Cars per Year	Turtlecells per year	Total Cars Manufactured	Total Turtlecells Manufactured	Storage		NAPLES (m)		VANDEL (S)		Small Tracks served per Year	Small Tracks which receives Cars	OTHER S		Medium Tracks served per Year	Medium Tracks which receives Cars	OTHER M		Large Tracks served per Year	Large Tracks which receives Cars	OTHER L		Tracks Services	Total			
								C	A	C	A	C	A			C	A			C	A			C	A					
1	1 SEP					1	0	1	0																					
	2 OCT					1	0	1	0																					
	3 NOV	1	1			2	1	2	1																					
	4 DEC	2	3			4	4	4	4																					
	5 JAN	2	3			6	7	6	7																					
	6 FEB	2	3	26	40	8	10	0	1																					
	7 MAR	3	5			11	15	3	6																					
	8 APR	3	5			14	20	6	11																					
	9 MAY	3	5			17	25	1	3																					
	10 JUN	3	5			20	30	1	2																					
	11 JUL	3	5			23	35	4	7																					
	12 AUG	3	5			26	40	1	3																					
2	1 SEP	5	8			31	48	6	11																					
	2 OCT	5	8			36	56	11	19																					
	3 NOV	5	8			41	64	6	14																					
	4 DEC	5	8			46	72	4	10																					
	5 JAN	5	8			51	80	9	18																					
	6 FEB	5	8	60	96	56	88	11	23																					
	7 MAR	5	8			61	96	16	31																					
	8 APR	5	8			66	104	21	39																					
	9 MAY	5	8			71	112	9	20																					
	10 JUN	5	8			76	120	14	28																					
	11 JUL	5	8			81	128	6	15	4	7	4	7																	
	12 AUG	5	8			86	136	11	23	4	7	4	7																	
3	1 SEP	8	12			94	148	1	4	4	7	4	7			0	0			0	0									
	2 OCT	8	12			102	160	5	9	4	7	4	7			0	0			4	7									
	3 NOV	8	12			110	172	2	4	7	11	6	10			0	0			4	7		1		4	8				
	4 DEC	8	12			118	184	6	9	7	11	6	10			0	0			8	14		1		4	8				
	5 JAN	8	12			126	196	1	3	7	11	6	10			0	0			8	14				7	11				
	6 FEB	8	12	96	144	134	208	2	4	7	11	6	10	4	1	4	6	5	1	15	25	1			7	11				
	7 MAR	8	12			142	220	3	5	7	11	6	10			4	6			15	25				7	11				
	8 APR	8	12			150	232	8	13	7	11	6	10			8	12			18	29				7	11				
	9 MAY	8	12			158	244	5	7	7	11	6	10			13	19			22	36				9	15				
	10 JUN	8	12			166	256	10	15	7	11	6	10			13	19			25	40				9	15				
	11 JUL	8	12			174	268	9	13	7	11	6	10			18	26			29	47				9	15				
	12 AUG	8	12			182	280	17	25	7	11	6	10			18	26			29	47				9	15				
4	1 SEP	9	14			191	294	14	21	7	11	6	10		1	23	33		1	36	58				9	15				
	2 OCT	9	14			200	308	15	21	7	12	6	10		1	27	39		1	40	65				9	15				
	3 NOV	9	14			209	322	16	22	7	12	6	10			28	40			43	69		1		13	23				
	4 DEC	9	14			218	336	17	23	7	12	6	10			32	46			47	76				13	23				
	5 JAN	9	14			227	350	11	16	7	12	6	10			37	53			54	87				16	26				
	6 FEB	9	14			236	364	16	25	7	12	6	10			38	54			57	91				16	26				
	7 MAR	9	14	108	168	245	378	17	26	7	12	6	10	8	1	42	60	8	1	61	98	2			16	26				
	8 APR	9	14			254	392	14	22	7	12	6	10			47	67			68	109				16	26				
	9 MAY	9	14			263	406	13	19	7	12	6	10			48	68			71	113		1		22	38				
	10 JUN	9	14			272	420	14	20	7	12	6	10			52	74			75	120				22	38				
	11 JUL	9	14			281	434	8	13	7	12	6	10			57	81			82	131				25	41				
	12 AUG	9	14			290	448	13	22	7	12	6	10			58	82			85	135				25	41				

PRODUCTION DELIVERIES OF CARS

5	1	SEP	11	17	132	204	301	465	16	26	7	12	6	10	12	1	62	88	10	1	89	142	1	25	41	23	68	
	2	OCT	11	17			312	482	15	25	7	12	6	10		1	67	95		1	96	153		1	25			41
	3	NOV	11	17			323	499	8	12	7	12	6	10		1	72	102		1	103	164		1	31			53
	4	DEC	11	17			334	516	15	23	7	12	6	10		1	76	108		1	103	164		1	31			53
	5	JAN	11	17			345	533	11	19	7	12	6	10		1	81	115		1	110	175		1	34			56
	6	FEB	11	17			356	550	10	18	7	12	6	10		1	86	122		1	117	186		1	34			56
	7	MAR	11	17			367	567	9	17	7	12	6	10		1	91	129		1	124	197		1	34			56
	8	APR	11	17			378	584	15	27	7	12	6	10		1	96	136		1	124	197		1	34			56
	9	MAY	11	17			389	601	12	22	7	12	6	10		1	101	143		1	131	208		1	36			60
	10	JUN	11	17			400	618	11	21	7	12	6	10		1	106	150		1	138	219		1	36			60
	11	JUL	11	17			411	635	10	20	7	12	6	10		1	111	157		1	145	230		1	36			60
	12	AUG	11	17			422	652	12	23	7	12	6	10		1	116	164		1	149	237		1	36			60
6	1	SEP	11	17	132	204	433	669	11	22	7	12	6	10	9	1	121	171	8	1	156	248	1	36	60	18	86	
	2	OCT	11	17			444	686	10	21	7	12	6	10		1	126	178		1	163	259		1	36			60
	3	NOV	11	17			455	703	9	19	7	12	6	10		1	131	185		1	166	263		1	40			68
	4	DEC	11	17			466	720	12	24	7	12	6	10		1	132	186		1	173	274		1	40			68
	5	JAN	11	17			477	737	8	20	7	12	6	10		1	137	193		1	180	285		1	43			71
	6	FEB	11	17			488	754	11	26	7	12	6	10		1	142	200		1	183	289		1	43			71
	7	MAR	11	17			499	771	13	29	7	12	6	10		1	147	207		1	187	296		1	43			71
	8	APR	11	17			510	788	17	35	7	12	6	10		1	147	207		1	194	307		1	43			71
	9	MAY	11	17			521	805	18	37	7	12	6	10		1	152	214		1	197	311		1	45			75
	10	JUN	11	17			532	822	20	40	7	12	6	10		1	157	221		1	201	318		1	45			75
	11	JUL	11	17			543	839	19	39	7	12	6	10		1	162	228		1	208	329		1	45			75
	12	AUG	11	17			554	856	27	52	7	12	6	10		1	162	228		1	211	333		1	45			75
7	1	SEP					554	856	26	51	7	12	6	10			163	229			211	333			45	75		
	2	OCT					554	856	22	46	7	12	6	10			164	230			214	337			45	75		
	3	NOV					554	856	18	41	7	12	6	10			165	231			217	341			45	75		
	4	DEC					554	856	18	41	7	12	6	10			165	231			217	341			45	75		
	5	JAN					554	856	18	41	7	12	6	10			165	231			217	341			45	75		

SALARIES

SALARIES

YEAR 1	SPECIFIED ENGINEERS	SOFTWARE ENG	ADMINISTRATIO N	EXPERTISED EMPLOYEES	NON-EXPERTISED WORKERS	CUSTOMER SERVICE	WORKERS COST	TOTAL COST	TOTAL EMPLOYEES	Role	Total	Total
SEP	5	1	3	0	0		8.000,00 €	15.300,00 €	9	Web/App Developer	1	1.600,00 €
OCT	5	1	3	0	0		8.000,00 €	15.300,00 €	9	Administration	3	1.900,00 €
NOV	5	1	3	0	12		17.600,00 €	24.900,00 €	21	Engineers	6	1.600,00 €
DEC	5	1	3	0	12		24.200,00 €	34.237,50 €	21			
JAN	5	1	3	0	12		17.600,00 €	24.900,00 €	21	Expertised Workers (Tracks Support)	2	1.300,00 €
FEB	6	1	3	2	12	1	22.600,00 €	29.900,00 €	25	Non-expertised worker	12	800,00 €
MAR	6	1	3	2	12	1	22.600,00 €	29.900,00 €	25	Customer Service	1	800,00 €
APR	6	1	3	2	12	1	33.900,00 €	44.850,00 €	25			
MAY	6	1	3	2	12	1	22.600,00 €	29.900,00 €	25			
JUN	6	1	3	2	12	1	22.600,00 €	29.900,00 €	25			
JUL	6	1	3	2	12	1	22.600,00 €	29.900,00 €	25			
AUG	6	1	3	2	12	1	33.900,00 €	44.850,00 €	25			

256.200,00 € 353.837,50 €

TOTAL PAYMENT COST YEAR 1	353.837,50 €
----------------------------------	---------------------

YEAR 2	SPECIFIED ENGINEERS	SOFTWARE ENG	ADMINISTRATIO N	EXPERTISED EMPLOYEES	NON-EXPERTISED WORKERS	CUSTOMER SERVICE	WORKERS COST	TOTAL COST	TOTAL EMPLOYEES	Role	Total	Total
SEP	6	1	3	3	18	2	29.500,00 €	36.800,00 €	33	Web/App Developer	1	1.600,00 €
OCT	6	1	3	3	18	2	29.500,00 €	36.800,00 €	33	Administration	3	1.900,00 €
NOV	6	1	3	3	18	2	29.500,00 €	36.800,00 €	33	Engineers	6	1.600,00 €
DEC	6	1	3	3	18	2	59.000,00 €	69.000,00 €	33			
JAN	6	1	3	3	18	2	29.500,00 €	36.800,00 €	33	Expertised Workers (Tracks Support)	3	1.300,00 €
FEB	6	1	3	3	18	2	29.500,00 €	36.800,00 €	33	Non-expertised worker	18	800,00 €
MAR	6	1	3	3	18	2	29.500,00 €	36.800,00 €	33	Customer Service	2	800,00 €
APR	6	1	3	3	18	2	44.250,00 €	55.200,00 €	33			
MAY	6	1	3	3	18	2	29.500,00 €	36.800,00 €	33			
JUN	6	1	3	3	18	2	29.500,00 €	36.800,00 €	33			
JUL	6	1	3	3	18	2	29.500,00 €	36.800,00 €	33			
AUG	6	1	3	3	18	2	44.250,00 €	55.200,00 €	33			

413.000,00 € 510.600,00 €

TOTAL PAYMENT COST YEAR 2	510.600,00 €
----------------------------------	---------------------

SALARIES

YEAR 3	SPECIFIED ENGINEERS	SOFTWARE ENG	ADMINISTRATIO N	EXPERTISED EMPLOYEES	NON-EXPERTISED WORKERS	CUSTOMER SERVICE	WORKERS COST	TOTAL COST	TOTAL EMPLOYEES	Role	Total	Total
SEP	6	1	3	5	24	3	37.700,00 €	45.000,00 €	42	Web/App Developer	1	1.600,00 €
OCT	6	1	3	5	24	3	37.700,00 €	45.000,00 €	42	Administration	3	1.900,00 €
NOV	6	1	3	5	24	3	37.700,00 €	45.000,00 €	42	Engineers	6	1.600,00 €
DEC	6	1	3	5	24	3	75.400,00 €	84.533,33 €	42			
JAN	6	1	3	5	24	3	37.700,00 €	45.000,00 €	42	Experised Workers (Tracks Support)	5	1.300,00 €
FEB	6	1	3	5	24	3	37.700,00 €	45.000,00 €	42	Non-expertised worker	24	800,00 €
MAR	6	1	3	5	24	3	37.700,00 €	45.000,00 €	42	Customer Service	3	800,00 €
APR	6	1	3	5	24	3	56.550,00 €	67.500,00 €	42			
MAY	6	1	3	5	24	3	37.700,00 €	45.000,00 €	42			
JUN	6	1	3	5	24	3	37.700,00 €	45.000,00 €	42			
JUL	6	1	3	5	24	3	37.700,00 €	45.000,00 €	42			
AUG	6	1	3	5	24	3	56.550,00 €	67.500,00 €	42			

527.800,00 € 624.533,33 €

TOTAL PAYMENT COST YEAR 3	624.533,33 €
----------------------------------	---------------------

YEAR 4	SPECIFIED ENGINEERS	SOFTWARE ENG	ADMINISTRATIO N	EXPERTISED EMPLOYEES	NON-EXPERTISED WORKERS	CUSTOMER SERVICE	WORKERS COST	TOTAL COST	TOTAL EMPLOYEES	Role	Total	Total
SEP	6	1	3	8	36	6	53.600,00 €	67.600,00 €	60	Web/App Developer	1	1.800,00 €
OCT	6	1	3	8	36	6	53.600,00 €	67.600,00 €	60	Administration	3	2.000,00 €
NOV	6	1	3	8	36	6	53.600,00 €	67.600,00 €	60	Engineers	6	1.800,00 €
DEC	6	1	3	8	36	6	107.200,00 €	123.400,00 €	60			
JAN	6	1	3	8	36	6	53.600,00 €	67.600,00 €	60	Experised Workers (Tracks Support)	8	1.400,00 €
FEB	6	1	3	8	36	6	53.600,00 €	67.600,00 €	60	Non-expertised worker	36	900,00 €
MAR	6	1	3	8	36	6	53.600,00 €	67.600,00 €	60	Customer Service	6	900,00 €
APR	6	1	3	8	36	6	80.400,00 €	101.400,00 €	60			
MAY	6	1	3	8	36	6	53.600,00 €	67.600,00 €	60			
JUN	6	1	3	8	36	6	53.600,00 €	67.600,00 €	60			
JUL	6	1	3	8	36	6	53.600,00 €	67.600,00 €	60			
AUG	6	1	3	8	36	6	80.400,00 €	101.400,00 €	60			

750.400,00 € 934.600,00 €

TOTAL PAYMENT COST YEAR 4	934.600,00 €
----------------------------------	---------------------

SALARIES

YEAR 5	SPECIFIED ENGINEERS	SOFTWARE ENG	ADMINISTRATIO N	EXPERTISED EMPLOYEES	NON-EXPERTISED WORKERS	CUSTOMER SERVICE	WORKERS COST	TOTAL COST	TOTAL EMPLOYEES	Role	Total	Total
SEP	6	1	3	11	46	10	68.700,00 €	92.100,00 €	77	Web/App Developer	1	1.900,00 €
OCT	6	1	3	11	46	10	68.700,00 €	92.100,00 €	77	Administration	3	2.100,00 €
NOV	6	1	3	11	46	10	68.700,00 €	92.100,00 €	77	Engineers	6	1.900,00 €
DEC	6	1	3	11	46	10	68.700,00 €	184.200,00 €	77			
JAN	6	1	3	11	46	10	68.700,00 €	92.100,00 €	77	Experised Workers (Tracks Support)	11	1.500,00 €
FEB	6	1	3	11	46	10	68.700,00 €	92.100,00 €	77	Non-expertised worker	46	1.000,00 €
MAR	6	1	3	11	46	10	68.700,00 €	92.100,00 €	77	Customer Service	10	1.000,00 €
APR	6	1	3	11	46	10	68.700,00 €	138.150,00 €	77			
MAY	6	1	3	11	46	10	68.700,00 €	92.100,00 €	77			
JUN	6	1	3	11	46	10	68.700,00 €	92.100,00 €	77			
JUL	6	1	3	11	46	10	68.700,00 €	92.100,00 €	77			
AUG	6	1	3	11	46	10	68.700,00 €	138.150,00 €	77			

824.400,00 € 1.289.400,00 €

TOTAL PAYMENT COST YEAR 5	1.289.400,00 €
----------------------------------	-----------------------

YEAR 6	SPECIFIED ENGINEERS	SOFTWARE ENG	ADMINISTRATIO N	EXPERTISED EMPLOYEES	NON-EXPERTISED WORKERS	CUSTOMER SERVICE	WORKERS COST	TOTAL COST	TOTAL EMPLOYEES	Role	Total	Total
SEP	6	1	3	12	46	12	71.600,00 €	103.600,00 €	80	Web/App Developer	1	2.000,00 €
OCT	6	1	3	12	46	12	71.600,00 €	103.600,00 €	80	Administration	3	2.200,00 €
NOV	6	1	3	12	46	12	71.600,00 €	103.600,00 €	80	Engineers	6	2.000,00 €
DEC	6	1	3	12	46	12	71.600,00 €	207.200,00 €	80			
JAN	6	1	3	12	46	12	71.600,00 €	103.600,00 €	80	Experised Workers (Tracks Support)	12	1.600,00 €
FEB	6	1	3	12	46	12	71.600,00 €	103.600,00 €	80	Non-expertised worker	46	1.100,00 €
MAR	6	1	3	12	46	12	71.600,00 €	103.600,00 €	80	Customer Service	12	1.100,00 €
APR	6	1	3	12	46	12	71.600,00 €	155.400,00 €	80			
MAY	6	1	3	12	46	12	71.600,00 €	103.600,00 €	80			
JUN	6	1	3	12	46	12	71.600,00 €	103.600,00 €	80			
JUL	6	1	3	12	46	12	71.600,00 €	103.600,00 €	80			
AUG	6	1	3	12	46	12	71.600,00 €	155.400,00 €	80			

859.200,00 € 1.450.400,00 €

TOTAL PAYMENT COST YEAR 6	1.450.400,00 €
----------------------------------	-----------------------

SALARIES

YEAR 7	SPECIFIED ENGINEERS	SOFTWARE ENG	ADMINISTRATIO N	EXPERTISED EMPLOYEES	NON-EXPERTISED WORKERS	CUSTOMER SERVICE	WORKERS COST	TOTAL COST	TOTAL EMPLOYEES	Role	Total	Total
SEP	6	1	3	12	26	12	55.600,00 €	81.600,00 €	60	Web/App Developer	1	2.100,00 €
OCT	6	1	3	12	26	12	55.600,00 €	81.600,00 €	60	Administration	3	2.400,00 €
NOV	6	1	3	12	26	12	55.600,00 €	81.600,00 €	60	Engineers	6	2.100,00 €
DEC	6	1	3	12	26	12	55.600,00 €	163.200,00 €	60			
JAN	6	1	3	12	26	12	55.600,00 €	81.600,00 €	60	Expertised Workers (Tracks Support)	12	1.700,00 €
FEB	6	1	3	12	26	12	55.600,00 €	81.600,00 €	60	Non-expertised worker	26	1.200,00 €
MAR	6	1	3	12	26	12	55.600,00 €	81.600,00 €	60	Customer Service	12	1.200,00 €
APR	6	1	3	12	26	12	55.600,00 €	122.400,00 €	60			
MAY	6	1	3	12	26	12	55.600,00 €	81.600,00 €	60			
JUN	6	1	3	12	26	12	55.600,00 €	81.600,00 €	60			
JUL	6	1	3	12	26	12	55.600,00 €	81.600,00 €	60			
AUG	6	1	3	12	26	12	55.600,00 €	122.400,00 €	60			

667.200,00 € 1.142.400,00 €

TOTAL PAYMENT COST YEAR 7	1.142.400,00 €
----------------------------------	-----------------------

LOCATION COST

	SERRES	ATHENS	MUGELLO	MILANO	RIMINI
YEAR 1					
CARS PER TRANSPORTATION	5	4	6	5	4
ACC/C PER TRANSPORTATION	7	7	9	8	7
PRICE PER CAR	150,00 €	150,00 €	160,00 €	160,00 €	160,00 €
PRICE PER ACC/C	50,00 €	50,00 €	80,00 €	80,00 €	80,00 €
TOTAL CAR PRICE	750,00 €	600,00 €	960,00 €	800,00 €	640,00 €
TOTAL ACC/C PRICE	350,00 €	350,00 €	720,00 €	640,00 €	560,00 €
TOTAL TRANSPORTATION COST	1.100,00 €	950,00 €	1.680,00 €	1.440,00 €	1.200,00 €
TOTAL	6.370,00 €				

	MUGELLO	MILANO	RIMINI	LA CONCA	WACKERSDORF	STUTTGART	KERPEN	PKC PARIS	GENK	NAPLES
YEAR 2										
CARS PER TRANSPORTATION	3	2	5	9	7	4,00 €	4	4	5	4
ACC/C PER TRANSPORTATION	6	2	6	13	9	8,00 €	6	6	7	7
PRICE PER CAR	160,00 €	160,00 €	160,00 €	160,00 €	180,00 €	180,00 €	180,00 €	180,00 €	180,00 €	150,00 €
PRICE PER ACC/C	78,00 €	78,00 €	78,00 €	78,00 €	94,00 €	94,00 €	94,00 €	94,00 €	90,00 €	76,00 €
TOTAL CAR PRICE	480,00 €	320,00 €	800,00 €	1.440,00 €	1.260,00 €	720,00 €	720,00 €	720,00 €	900,00 €	600,00 €
TOTAL ACC/C PRICE	468,00 €	156,00 €	468,00 €	1.014,00 €	846,00 €	752,00 €	564,00 €	564,00 €	630,00 €	532,00 €
TOTAL TRANSPORTATION COST	948,00 €	476,00 €	1.268,00 €	2.454,00 €	2.106,00 €	1.472,00 €	1.284,00 €	1.284,00 €	1.530,00 €	1.132,00 €
TOTAL	11.292,00 €									

	STUTTGART	KERPEN	PKC PARIS	GENK	STYRIA	PACHFURTH	NAPLES	VANDEL	SMALL	MEDIUM	LARGE
YEAR 3											
CARS PER TRANSPORTATION	3	4	3	5	6	6	3	4	14	29	9
ACC/C PER TRANSPORTATION	6	6	5	7	10	10	4	13	20	47	15
PRICE PER CAR	180,00 €	180,00 €	180,00 €	180,00 €	180,00 €	180,00 €	150,00 €	180,00 €	165,00 €	165,00 €	165,00 €
PRICE PER ACC/C	90,00 €	90,00 €	90,00 €	90,00 €	90,00 €	90,00 €	76,00 €	90,00 €	80,00 €	80,00 €	80,00 €
TOTAL CAR PRICE	540,00 €	720,00 €	540,00 €	900,00 €	1.080,00 €	1.080,00 €	450,00 €	720,00 €	2.310,00 €	4.785,00 €	1.485,00 €
TOTAL ACC/C PRICE	540,00 €	540,00 €	450,00 €	630,00 €	900,00 €	900,00 €	304,00 €	1.170,00 €	1.600,00 €	3.760,00 €	1.200,00 €
TOTAL TRANSPORTATION COST	1.080,00 €	1.260,00 €	990,00 €	1.530,00 €	1.980,00 €	1.980,00 €	754,00 €	1.890,00 €	3.910,00 €	8.545,00 €	2.685,00 €
TOTAL	26.604,00 €										

TRUCKS

	TRUCK 1	YEAR 5	TRUCK 1	TRUCK 2	YEAR 6	TRUCK 1	TRUCK 2	YEAR 7	TRUCK 1	TRUCK 2
DRIVERS TOTAL COST (3)	68.850,00 €	DRIVERS TOTAL COST (6)	68.850,00 €	68.850,00 €	DRIVERS TOTAL COST (6)	68.850,00 €	68.850,00 €	DRIVERS TOTAL COST (6)	68.850,00 €	68.850,00 €
TRUCK EXTRA COSTS	50.661,00 €	TRUCK EXTRA COSTS	50.661,00 €	50.661,00 €	TRUCK EXTRA COSTS	50.661,00 €	50.661,00 €	TRUCK EXTRA COSTS	50.661,00 €	50.661,00 €
FUEL +LUBRICANTS	135.954,50 €	FUEL +LUBRICANTS	135.954,50 €	135.954,50 €	FUEL +LUBRICANTS	135.954,50 €	135.954,50 €	FUEL +LUBRICANTS	135.954,50 €	135.954,50 €
TOLLS	61.725,00 €	TOLLS	61.725,00 €	61.725,00 €	TOLLS	61.725,00 €	61.725,00 €	TOLLS	61.725,00 €	61.725,00 €
ACCOMODATION	24.000,00 €	ACCOMODATION	24.000,00 €	24.000,00 €	ACCOMODATION	24.000,00 €	24.000,00 €	ACCOMODATION	24.000,00 €	24.000,00 €
BONUS	9.500,00 €	BONUS	9.500,00 €	9.500,00 €	BONUS	9.500,00 €	9.500,00 €	BONUS	9.500,00 €	9.500,00 €
TOTAL TRUCK	350.690,50 €	TOTAL TRUCK	350.690,50 €	350.690,50 €	TOTAL TRUCK	350.690,50 €	350.690,50 €	TOTAL TRUCK	350.690,50 €	350.690,50 €
TOTAL YEAR 4	350.690,50 €	TOTAL YEAR 5	701.381,00 €		TOTAL YEAR 6	701.381,00 €		TOTAL YEAR 7	701.381,00 €	

CAR MAINTENANCE COSTS

Car manufactured year:	YEAR 1	YEAR 2	YEAR 3	YEAR 4	YEAR 5	YEAR 6	YEAR 7
YEAR 1	26	26	26	26	26	26	26
YEAR 2		60	60	60	60	60	60
YEAR 3			96	96	96	96	96
YEAR 4				108	108	108	108
YEAR 5					132	132	132
YEAR 6						132	132
Turtlecell manufactured year:	YEAR 1	YEAR 2	YEAR 3	YEAR 4	YEAR 5	YEAR 6	YEAR 7
YEAR 1	66	66	66	66	66	66	66
YEAR 2		156	156	156	156	156	156
YEAR 3			240	240	240	240	240
YEAR 4				276	276	276	276
YEAR 5					336	336	336
YEAR 6						336	336
Expected Incidents							
Tire Changes Cost	78	448	1072	1888	2848	3800	3984
Turtlecell Change Program		66	222	462	738	1074	1410
Mechanic Parts Repair & Maintenance	1	6	15	31	56	93	121
HV Parts Repair & Maintenance	1	2	4	7	12	17	20
LV Parts Repair & Maintenance	1	2	5	10	18	32	42
Aero Parts Repair	208	688	1456	2320	3376	4432	4224
Car Replacement Costs	0	0	1	1	2	3	3
Shipment of Goods (Aero, Tires, Accumulators)	286	1202	2750	4670	6962	9306	9618
Movements of Persons	3	10	24	48	86	142	182
Cost							
Tire Change Cost	50.322,58 €	289.032,26 €	691.612,90 €	1.218.064,52 €	1.837.419,35 €	2.451.612,90 €	2.570.322,58 €
Battery Replacement Cost		112.668,39 €	378.975,48 €	788.678,71 €	1.259.837,42 €	1.833.421,94 €	2.407.006,45 €
Mechanic Parts Repair & Maintenance	325,00 €	1.400,00 €	3.675,00 €	7.625,00 €	13.975,00 €	23.175,00 €	30.150,00 €
HV Parts Repair & Maintenance	416,00 €	1.480,00 €	3.386,00 €	5.980,00 €	9.632,00 €	13.964,00 €	15.636,00 €
LV Parts Repair & Maintenance	65,00 €	231,25 €	531,50 €	983,33 €	1.822,93 €	3.191,64 €	4.231,93 €
Aero Parts Repair	31.135,00 €	134.120,00 €	320.930,00 €	565.220,00 €	852.620,00 €	1.168.760,00 €	1.192.710,00 €
Car Replacement Costs	- €	- €	19.944,99 €	19.944,99 €	39.889,98 €	59.834,97 €	59.834,97 €
Tires Recycling	- 686,40 €	- 3.942,40 €	- 9.433,60 €	- 16.614,40 €	- 25.062,40 €	- 33.440,00 €	- 35.059,20 €
Mechanic & Electric Parts Recycling	- 0,91 €	- 3,92 €	- 10,29 €	- 21,35 €	- 39,13 €	- 64,89 €	- 84,42 €
Tires Delivery Cost/Year	30,00 €	26,00 €	23,00 €	20,00 €			
Tires Return Cost/Year	20,00 €	18,00 €	16,00 €	15,00 €			
Tires Total Location Cost	3.900,00 €	19.712,00 €	41.808,00 €	19.824,00 €			
Turtlecell Delivery Cost/Year	86,00 €	84,00 €	80,00 €	76,00 €			
Turtlecell Return Cost/Year	60,20 €	58,80 €	56,00 €	53,20 €			
Turtlecell Total Location Cost	- €	9.424,80 €	30.192,00 €	17.907,12 €			
Aero Parts Delivery Cost/Year	25,00 €	22,00 €	20,00 €	19,00 €			
Aero Parts Return Cost/Year	14,00 €	12,00 €	11,00 €	10,00 €			
Aero Parts Total Location Cost	8.112,00 €	23.392,00 €	45.136,00 €	20.184,00 €			
Other Parts Delivery Cost/Year	20,00 €	18,00 €	16,00 €	15,00 €			
Other Parts Return Cost/Year	11,00 €	10,00 €	8,50 €	8,00 €			
Other Parts Total Location Cost	76,57 €	273,35 €	594,06 €	329,88 €			
Movements of Persons	1.200,00 €	3.905,00 €	9.699,00 €	19.123,33 €	34.467,71 €	56.828,57 €	72.985,71 €
TOTAL LOCATION COST	13.288,57 €	56.707,15 €	127.429,06 €	77.368,33 €	34.467,71 €	56.828,57 €	72.985,71 €
TOTAL EXPENSES	94.865,75 €	591.696,65 €	1.537.051,34 €	2.667.250,48 €	4.024.602,00 €	5.577.349,02 €	6.317.818,45 €

DELIVERY ONLY WITH OWN TRUCK

COST OF MATERIALS

COST OF MATERIALS FOR CAR PRODUCTION	
MATERIAL	TOTAL COST FOR 1 CAR
ME Aluminium for Chassis	96,77 €
Honeycomb & Glow	564,52 €
ME Aluminium for Parts	485,16 €
ME Gears & Other Mechanical Parts	500,81 €
ME Steel Tube for Hoops	26,78 €
Recycling of Metals	-43,40 €
CO Carbon Fiber	400,16 €
Carbon Fiber 12K	100,40 €
CO Kevlar	135,74 €
CO Nomex	222,70 €
CO Other	100,00 €
CO Other Consumables for Composites	241,94 €
HV Batteries	3.414,19 €
HV Other HV (Cables, Connectors etc)	88,71 €
HV Inverter	3.709,68 €
HV Motors	4.050,00 €
HV Splitterbox Parts	100,00 €
LV PCBs	483,87 €
LV Other LV (Cables, Connectors etc)	80,65 €
DR Suspension	1.354,84 €
DR Carbon Tubes	290,32 €
DR Tires	645,16 €
DR Aluminum Wheels	483,87 €
ME Screws and Other	161,29 €
Pedals for Steering Wheel	100,00 €
Steering Wheel	97,60 €
Pumps & Cooling	322,58 €
3D Printed Parts (Casings etc)	40,32 €
Ball Bearing	1.290,32 €
WiFi & GPS Antenna & Software	400,00 €
TOTAL COST FOR 1 CAR	19.944,99 €

COST OF MATERIALS FOR TURTLECELL AND CHARGER	
MATERIAL	TOTAL COST FOR 1 CAR
Batteries	3.414,19 €
Other HV (Cables, Connectors etc)	88,71 €
PCBs	241,94 €
Other LV (Cables etc)	16,13 €
Kevlar	135,74 €
Aluminium for Casing	80,65 €
Charger Table	1.000,00 €

TOTAL COST FOR 1 TURTLECELL AND CHARGE 4.977,35 €

EXPENSES

EXPENSES	YEAR 1	YEAR 2	YEAR 3	YEAR 4	YEAR 5	YEAR 6	YEAR 7
Rent building	12.000,00 €	12.000,00 €	12.000,00 €	12.000,00 €	12.000,00 €	12.000,00 €	12.000,00 €
Electricity & Heating	10.000,00 €	11.000,00 €	9.000,00 €	7.000,00 €	5.000,00 €	5.000,00 €	5.000,00 €
Solar Panels Installation		10.000,00 €	10.000,00 €	10.000,00 €	10.000,00 €	10.000,00 €	10.000,00 €
Water	240,00 €	300,00 €	350,00 €	390,00 €	420,00 €	420,00 €	300,00 €
Telephone & Internet	1.440,00 €	1.440,00 €	1.440,00 €	1.440,00 €	1.440,00 €	1.440,00 €	1.440,00 €
Cleaning	500,00 €	500,00 €	500,00 €	500,00 €	500,00 €	500,00 €	500,00 €
Security & Camera system	2.000,00 €	400,00 €	400,00 €	400,00 €	400,00 €	400,00 €	401,00 €
Factory insurance	12.000,00 €	12.000,00 €	12.000,00 €	12.000,00 €	12.000,00 €	12.000,00 €	12.000,00 €
Total Factory & Utilities	38.180,00 €	47.640,00 €	45.690,00 €	43.730,00 €	41.760,00 €	41.760,00 €	41.641,00 €
Machine leasing	24.828,00 €	24.828,00 €	24.828,00 €	24.828,00 €	24.828,00 €	24.828,00 €	24.828,00 €
Extra Tools	30.000,00 €	10.000,00 €	10.000,00 €	10.000,00 €	10.000,00 €	10.000,00 €	5.000,00 €
PCs & Office Furniture	10.000,00 €						
Programms	7.000,00 €	7.000,00 €	7.000,00 €	7.000,00 €	7.000,00 €	7.000,00 €	7.000,00 €
Repair and maintenance	- €	2.000,00 €	4.000,00 €	10.000,00 €	15.000,00 €	20.000,00 €	4.000,00 €
Total Machinery & Tools	71.828,00 €	43.828,00 €	45.828,00 €	51.828,00 €	56.828,00 €	61.828,00 €	16.000,00 €
Legal expenses	12.000,00 €	12.000,00 €	20.000,00 €	30.000,00 €	50.000,00 €	70.000,00 €	70.000,00 €
Research and Development				100.000,00 €	200.000,00 €	1.000.000,00 €	4.000.000,00 €
CSR	80.000,00 €	120.000,00 €	150.000,00 €	20.000,00 €	20.000,00 €	20.000,00 €	20.000,00 €
Advertising & Promotion				100.000,00 €	300.000,00 €	500.000,00 €	500.000,00 €
TOTAL EXPENSES	202.008,00 €	223.468,00 €	261.518,00 €	345.558,00 €	668.588,00 €	1.693.588,00 €	4.647.641,00 €

	YEAR 1	YEAR 2	YEAR 3	YEAR 4	YEAR 5	YEAR 6	YEAR 7
CAR MANUFACTURE	26	60	96	108	132	132	
TURTLECELL	40	96	144	168	204	204	
TOTAL COST CARS	508.169,75 €	1.196.699,42 €	1.914.719,07 €	2.154.058,95 €	2.632.738,72 €	2.632.738,72 €	
TOTAL ACC/C COST	199.094,19 €	477.826,06 €	716.739,10 €	836.195,61 €	1.015.380,39 €	1.015.380,39 €	
TOTAL PRODUCTION CAR COST	707.263,94 €	1.674.525,48 €	2.631.458,17 €	2.990.254,57 €	3.648.119,11 €	3.648.119,11 €	

Website & App Hosting	3.827,40 €	3.827,40 €	3.827,40 €	3.827,40 €	3.827,40 €	3.827,40 €	3.827,40 €
Bank Service Fee for online payments (1% from each payment)	2.768,66 €	24.088,88 €	76.408,45 €	172.896,17 €	301.989,26 €	430.591,56 €	480.770,13 €
TOTAL APP COST	6.596,06 €	27.916,28 €	80.235,85 €	176.723,57 €	305.816,66 €	434.418,96 €	484.597,53 €

Loan Interest (3% first 4 years / 6% after)	30.000,00 €	30.000,00 €	30.000,00 €	25.714,29 €	42.857,14 €	34.285,71 €	25.714,29 €
Loan Payment (1.000.000€)				142.857,14 €	142.857,14 €	142.857,14 €	142.857,14 €
Remaining Amount	1.000.000,00 €	1.000.000,00 €	1.000.000,00 €	857.142,86 €	714.285,71 €	571.428,57 €	428.571,43 €
TOTAL LOAN	30.000,00 €	30.000,00 €	30.000,00 €	168.571,43 €	185.714,29 €	177.142,86 €	168.571,43 €

	YEAR 1	YEAR 2	YEAR 3	YEAR 4	YEAR 5	YEAR 6	YEAR 7
EXPENSES	202.008,00 €	223.468,00 €	261.518,00 €	345.558,00 €	668.588,00 €	1.693.588,00 €	4.647.641,00 €
TOTAL CAR COST	518.569,75 €	1.196.699,42 €	1.914.719,07 €	2.154.058,95 €	2.632.738,72 €	2.632.738,72 €	0,00 €
TOTAL ACC/C COST	199.094,19 €	477.826,06 €	716.739,10 €	836.195,61 €	1.015.380,39 €	1.015.380,39 €	- €
SALARIES	353.837,50 €	510.600,00 €	624.533,33 €	934.600,00 €	1.289.400,00 €	1.450.400,00 €	1.142.400,00 €
APP & BANK SERVICE FEE COST	6.596,06 €	27.916,28 €	80.235,85 €	176.723,57 €	305.816,66 €	434.418,96 €	484.597,53 €
LOCATION COST	6.370,00 €	11.292,00 €	26.604,00 €	350.690,50 €	701.381,00 €	701.381,00 €	701.381,00 €
SERVICE & SUPPORT COSTS	94.865,75 €	591.696,65 €	1.537.051,34 €	2.667.250,48 €	4.024.602,00 €	5.577.349,02 €	6.317.818,45 €
LOAN COST	30.000,00 €	30.000,00 €	30.000,00 €	168.571,43 €	185.714,29 €	177.142,86 €	168.571,43 €

TOTAL COSTS	1.411.341,25 €	3.069.498,41 €	5.191.400,69 €	7.633.648,54 €	10.823.621,05 €	13.682.398,96 €	13.462.409,41 €
--------------------	-----------------------	-----------------------	-----------------------	-----------------------	------------------------	------------------------	------------------------

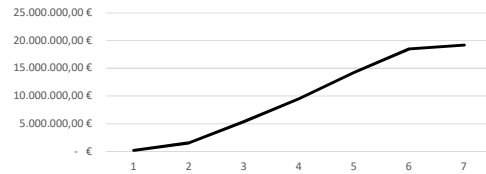
INCOME FROM EXIT PHASE

	YEAR 6	YEAR 7	YEAR 8	YEAR 9	YEAR 10	YEAR 11
Cars Retiring	26	60	96	108	132	132
(%) Sell to tracks	70%	60%	45%	35%	25%	10%
(%) Sell to clubs or individuals	20%	25%	40%	45%	45%	35%
(%) Withdrawal or Recycling	10%	15%	15%	20%	30%	55%
Cars sold to tracks	18	36	43	38	33	13
Cars sold to clubs or individuals	5	15	38	49	59	46
Cars withdrew or recycled	3	9	14	22	40	73
Selling Price to tracks	5.600 €	5.000 €	4.700 €	4.200 €	3.800 €	3.500 €
Selling Price to clubs or individuals	7.200 €	7.200 €	7.200 €	7.200 €	7.200 €	7.200 €
Income from spare parts per car	600,00 €	500,00 €	400,00 €	300,00 €	200,00 €	100,00 €
Income from Recycled Metals per car	50,00 €	50,00 €	50,00 €	50,00 €	50,00 €	50,00 €
Income from Recycled Wires etc per car	20,00 €	20,00 €	20,00 €	20,00 €	20,00 €	20,00 €
Cost of scraping and transport per car	- 200,00 €	- 200,00 €	- 200,00 €	- 200,00 €	- 200,00 €	- 200,00 €
Income from Recycling Parts per car	470,00 €	370,00 €	270,00 €	170,00 €	70,00 €	- 30,00 €
Income from cars sold to tracks	100.800 €	180.000 €	202.100 €	159.600 €	125.400 €	45.500 €
Income from cars sold to clubs or individuals	36.000 €	108.000 €	273.600 €	352.800 €	424.800 €	331.200 €
Income from Scraping	1.410,00 €	3.330,00 €	3.780,00 €	3.740,00 €	2.800,00 €	- 2.190,00 €
Total Income from Exit Phase	138.210 €	291.330 €	479.480 €	516.140 €	553.000 €	374.510 €

INCOME FROM EACH TRACK

TOTAL INCOME		
	INCOME FROM APP (incl.VAT)	TOTAL INCOME AFTER VAT & TRACK PAYMENT
YEAR 1	308.434,29 €	194.885,51 €
YEAR 2	2.428.606,45 €	1.547.391,11 €
YEAR 3	8.413.474,82 €	5.394.961,94 €
YEAR 4	15.180.734,46 €	9.512.685,52 €
YEAR 5	22.871.882,75 €	14.247.930,35 €
YEAR 6	29.932.315,54 €	18.505.784,22 €
YEAR 7	30.533.706,56 €	19.185.625,08 €

TOTAL INCOME



SERRES AUTODROME CIRCUIT (GRE)												
PERIOD	MONTHS	TOTAL INCOME PER MONTH	TRACK PROFIT PER MONTH	INCOME AFTER TAX AND TRACK PAYMENT	INCOME PER CAR	INCOME PER ACCUM	PROFIT PER MONTH	Total INCOME PER YEAR	Total INCOME after TAX & TRACK	TRACK PROFIT PER YEAR	ARISTURTLT PROFIT PER YEAR	
YEAR 1	6	19.143,84 €	1.930,90 €	12.411,19 €	2.067,91 €	432,71 €	12.411,19 €	114.863,06 €	74.467,15 €	11.585,38 €	74.467,15 €	
YEAR 2	12	31.058,98 €	3.994,22 €	19.403,38 €	2.299,55 €	700,76 €	19.403,38 €	372.707,81 €	232.840,56 €	47.930,58 €	232.840,56 €	
YEAR 3	12	36.043,98 €	5.130,79 €	22.055,40 €	2.446,54 €	922,02 €	22.055,40 €	432.527,80 €	264.664,79 €	61.569,54 €	264.664,79 €	
YEAR 4	12	32.008,94 €	4.220,80 €	19.898,76 €	2.319,64 €	761,56 €	19.898,76 €	384.107,27 €	238.785,07 €	50.649,66 €	238.785,07 €	
YEAR 5	12	26.870,14 €	3.099,16 €	17.114,91 €	2.136,31 €	613,87 €	17.114,91 €	322.441,66 €	205.378,96 €	37.189,90 €	205.378,96 €	
YEAR 6	6	20.627,58 €	1.675,86 €	13.793,87 €	1.908,29 €	334,87 €	13.793,87 €	123.765,48 €	82.763,24 €	10.055,13 €	82.763,24 €	
YEAR 7	0	- €	- €	- €	- €	- €	- €	- €	- €	- €	- €	
TOTAL:	60		3.649,67 €					18.315,00 €	1.750.413,08 €	1.098.899,76 €	218.980,18 €	1.098.899,76 €

ATHENS MEGARA CIRCUIT (GRE)												
PERIOD	MONTHS	TOTAL INCOME PER MONTH	TRACK PROFIT PER MONTH	INCOME AFTER TAX AND TRACK PAYMENT	INCOME PER CAR	INCOME PER ACCUM	PROFIT PER MONTH	Total INCOME PER YEAR	Total INCOME after TAX & TRACK	TRACK PROFIT PER YEAR	ARISTURTLT PROFIT PER YEAR	
YEAR 1	5	19.411,64 €	1.737,17 €	12.766,99 €	2.840,29 €	76,31 €	12.766,99 €	97.058,20 €	63.834,96 €	8.685,87 €	63.834,96 €	
YEAR 2	12	23.667,43 €	2.768,94 €	15.011,08 €	2.580,46 €	301,25 €	15.011,08 €	284.009,22 €	180.132,90 €	33.227,30 €	180.132,90 €	
YEAR 3	12	30.688,05 €	4.369,64 €	18.746,04 €	2.757,67 €	708,24 €	18.746,04 €	368.256,60 €	224.952,51 €	52.435,70 €	224.952,51 €	
YEAR 4	12	28.245,31 €	3.812,70 €	17.446,51 €	2.647,65 €	601,18 €	17.446,51 €	338.943,72 €	209.358,06 €	45.752,37 €	209.358,06 €	
YEAR 5	12	25.078,80 €	3.090,73 €	15.761,92 €	2.432,32 €	514,33 €	15.761,92 €	300.945,55 €	189.143,03 €	37.088,78 €	189.143,03 €	
YEAR 6	8	18.049,13 €	1.816,37 €	11.719,64 €	1.915,05 €	306,34 €	11.719,64 €	144.393,07 €	93.757,11 €	14.530,99 €	93.757,11 €	
YEAR 7	0	- €	- €	- €	- €	- €	- €	- €	- €	- €	- €	
TOTAL:	61		3.195,35 €					16.019,64 €	1.533.606,35 €	961.178,58 €	191.721,01 €	961.178,58 €

MUGELLO (ITA)												
PERIOD	MONTHS	TOTAL INCOME PER MONTH	TRACK PROFIT PER MONTH	INCOME AFTER TAX AND TRACK PAYMENT	INCOME PER CAR	INCOME PER ACCUM	PROFIT PER MONTH	Total INCOME PER YEAR	Total INCOME after TAX & TRACK	TRACK PROFIT PER YEAR	ARISTURTLT PROFIT PER YEAR	
YEAR 1	3	17.031,71 €	4.375,64 €	8.635,08 €	1.979,81 €	102,26 €	8.635,08 €	51.095,14 €	25.905,23 €	13.126,91 €	25.905,23 €	
YEAR 2	12	39.129,57 €	6.428,35 €	23.818,69 €	2.567,90 €	261,98 €	23.818,69 €	469.554,84 €	285.824,30 €	77.140,21 €	285.824,30 €	
YEAR 3	12	56.535,82 €	10.660,26 €	33.163,66 €	2.705,75 €	587,46 €	33.163,66 €	678.429,86 €	397.963,94 €	127.923,10 €	397.963,94 €	
YEAR 4	12	48.690,19 €	8.518,40 €	29.185,93 €	2.545,42 €	418,48 €	29.185,93 €	584.282,34 €	350.231,15 €	102.220,82 €	350.231,15 €	
YEAR 5	12	43.762,04 €	7.173,01 €	26.687,35 €	2.415,67 €	329,75 €	26.687,35 €	525.144,45 €	320.248,24 €	86.076,18 €	320.248,24 €	
YEAR 6	9	32.762,39 €	4.170,11 €	21.110,53 €	2.205,24 €	84,22 €	21.110,53 €	294.861,51 €	189.994,79 €	37.531,00 €	189.994,79 €	
YEAR 7	0	- €	- €	- €	- €	- €	- €	- €	- €	- €	- €	
TOTAL:	60		7.400,30 €					26.169,46 €	2.603.368,13 €	1.570.167,64 €	444.018,22 €	1.570.167,64 €

BIG KART ROZZANO MILANO (ITA)												
PERIOD	MONTHS	TOTAL INCOME PER MONTH	TRACK PROFIT PER MONTH	INCOME AFTER TAX AND TRACK PAYMENT	INCOME PER CAR	INCOME PER ACCUM	PROFIT PER MONTH	Total INCOME PER YEAR	Total INCOME after TAX & TRACK	TRACK PROFIT PER YEAR	ARISTURTLT PROFIT PER YEAR	
YEAR 1	3	15.139,30 €	1.050,67 €	1.050,67 €	2.556,51 €	- €	10.226,06 €	45.417,90 €	30.678,17 €	3.152,02 €	30.678,17 €	
YEAR 2	12	29.726,65 €	3.496,35 €	3.496,35 €	3.245,13 €	- €	19.190,75 €	356.719,74 €	230.288,98 €	41.956,19 €	230.288,98 €	
YEAR 3	12	50.779,73 €	7.938,89 €	7.938,89 €	3.725,26 €	464,44 €	31.185,73 €	609.356,80 €	374.228,81 €	95.266,69 €	374.228,81 €	
YEAR 4	12	47.330,02 €	7.131,66 €	7.131,66 €	3.565,47 €	394,90 €	29.302,19 €	567.960,28 €	351.626,31 €	85.579,90 €	351.626,31 €	
YEAR 5	12	43.880,31 €	6.324,43 €	6.324,43 €	3.431,22 €	309,10 €	27.418,65 €	526.563,76 €	329.023,81 €	75.893,12 €	329.023,81 €	
YEAR 6	9	28.859,29 €	2.809,51 €	2.809,51 €	2.745,31 €	- €	19.217,17 €	259.733,61 €	172.954,55 €	25.285,56 €	172.954,55 €	
YEAR 7	0	- €	- €	- €	- €	- €	- €	- €	- €	- €	- €	
TOTAL:	60		5.452,22 €					24.813,34 €	2.365.752,10 €	1.488.800,64 €	327.133,48 €	1.488.800,64 €

RIMINI (ITA)												
PERIOD	MONTHS	TOTAL INCOME PER MONTH	TRACK PROFIT PER MONTH	INCOME AFTER TAX AND TRACK PAYMENT	INCOME PER CAR	INCOME PER ACCUM	PROFIT PER MONTH	Total INCOME PER YEAR	Total INCOME after TAX & TRACK	TRACK PROFIT PER YEAR	ARISTURTLT PROFIT PER YEAR	
YEAR 1	0	- €	- €	- €	- €	- €	- €	- €	- €	- €	- €	
YEAR 2	12	30.140,61 €	4.521,01 €	18.666,29 €	2.662,93 €	- €	18.666,29 €	361.687,33 €	223.995,47 €	54.252,10 €	223.995,47 €	
YEAR 3	12	56.062,72 €	10.662,74 €	32.743,80 €	3.242,25 €	296,96 €	32.743,80 €	672.752,62 €	392.925,58 €	127.952,93 €	392.925,58 €	
YEAR 4	12	68.521,10 €	15.635,29 €	41.978,53 €	3.122,50 €	1.156,34 €	41.978,53 €	822.253,20 €	503.742,41 €	187.623,53 €	503.742,41 €	
YEAR 5	12	39.740,66 €	6.206,82 €	24.468,52 €	2.718,72 €	- €	24.468,52 €	476.887,93 €	293.622,18 €	74.481,87 €	293.622,18 €	
YEAR 6	12	34.329,54 €	4.729,59 €	21.725,08 €	2.413,90 €	- €	21.725,08 €	411.954,53 €	260.700,95 €	56.755,05 €	260.700,95 €	
YEAR 7	0	- €	- €	- €	- €	- €	- €	- €	- €	- €	- €	
TOTAL:	60		8.351,09 €					27.916,44 €	2.745.535,62 €	1.674.986,60 €	501.065,49 €	1.674.986,60 €

LA CONCA SOCCER (ITA)												
PERIOD	MONTHS	TOTAL INCOME PER MONTH	TRACK PROFIT PER MONTH	INCOME AFTER TAX AND TRACK PAYMENT	INCOME PER CAR	INCOME PER ACCUM	PROFIT PER MONTH	Total INCOME PER YEAR	Total INCOME after TAX & TRACK	TRACK PROFIT PER YEAR	ARISTURTLT PROFIT PER YEAR	
YEAR 1	0	- €	- €	- €	- €	- €	- €	- €	- €	- €	- €	
YEAR 2	9	22.222,70 €	2.030,47 €	14.900,26 €	2.493,62 €	77,91 €	14.900,26 €	200.004,34 €	134.102,37 €	18.274,26 €	134.102,37 €	
YEAR 3	12	41.317,67 €	5.805,36 €	26.019,45 €	2.767,95 €	603,98 €	26.019,45 €	495.812,06 €	312.233,38 €	69.664,35 €	312.233,38 €	
YEAR 4	12	39.957,50 €	5.487,08 €	25.276,80 €	2.638,32 €	618,96 €	25.276,80 €	479.490,00 €	303.321,54 €	65.844,99 €	303.321,54 €	
YEAR 5	12	37.256,87 €	4.855,14 €	23.802,25 €	2.562,52 €	533,15 €	23.802,25 €	447.082,44 €	285.627,01 €	58.261,62 €	285.627,01 €	
YEAR 6	12	31.599,35 €	3.531,27 €	20.713,24 €	2.471,43 €	310,29 €	20.713,24 €	379.192,14 €	248.558,91 €	42.375,29 €	248.558,91 €	
YEAR 7	3	24.009,98 €	1.755,36 €	16.569,45 €	2.335,92 €	19,82 €	16.569,45 €	72.029,95 €	49.708,35 €	5.266,09 €	49.708,35 €	
TOTAL:	60		4.328,11 €					22.225,86 €	2.073.610,93 €	1.333.551,57 €	259.686,61 €	1.333.551,57 €

INCOME FROM EACH TRACK

WACKERSDORF [GER]												
PERIOD	MONTHS	TOTAL INCOME PER MONTH	TRACK PROFIT PER MONTH	INCOME AFTER TAX AND TRACK PAYMENT	INCOME PER CAR	INCOME PER ACCUM	PROFIT PER MONTH	Total INCOME PER YEAR	Total INCOME after TAX & TRACK	TRACK PROFIT PER YEAR	ARISTURTLT PROFIT PER YEAR	
YEAR 1	0	- €	- €	- €	- €	- €	- €	- €	- €	- €	- €	
YEAR 2	8	21.393,13 €	2.830,62 €	14.117,41 €	1.911,49 €	574,91 €	14.117,41 €	171.145,05 €	112.939,24 €	22.644,98 €	112.939,24 €	
YEAR 3	12	40.174,34 €	6.041,96 €	26.118,85 €	2.119,82 €	1.253,35 €	26.118,85 €	482.092,07 €	313.426,20 €	72.503,46 €	313.426,20 €	
YEAR 4	12	41.652,79 €	6.401,22 €	26.957,13 €	2.065,01 €	1.389,12 €	26.957,13 €	499.833,43 €	323.485,56 €	76.814,62 €	323.485,56 €	
YEAR 5	12	38.538,19 €	5.644,37 €	25.191,15 €	2.041,84 €	1.210,92 €	25.191,15 €	462.458,29 €	302.293,85 €	67.732,46 €	302.293,85 €	
YEAR 6	12	33.117,22 €	4.327,07 €	22.117,46 €	1.974,84 €	921,51 €	22.117,46 €	397.406,61 €	265.409,55 €	51.924,90 €	265.409,55 €	
YEAR 7	4	27.203,43 €	2.890,02 €	18.764,34 €	1.895,83 €	610,39 €	18.764,34 €	108.813,72 €	75.057,38 €	11.560,10 €	75.057,38 €	
TOTAL:	60		5.053,01 €					23.210,20 €	2.121.749,17 €	1.392.611,78 €	303.180,51 €	1.392.611,78 €
STUTT GART [GER]												
PERIOD	MONTHS	TOTAL INCOME PER MONTH	TRACK PROFIT PER MONTH	INCOME AFTER TAX AND TRACK PAYMENT	INCOME PER CAR	INCOME PER ACCUM	PROFIT PER MONTH	Total INCOME PER YEAR	Total INCOME after TAX & TRACK	TRACK PROFIT PER YEAR	ARISTURTLT PROFIT PER YEAR	
YEAR 1	0	- €	- €	- €	- €	- €	- €	- €	- €	- €	- €	
YEAR 2	3	18.529,87 €	1.751,45 €	12.586,44 €	3.146,61 €	- €	12.586,44 €	55.589,62 €	37.759,31 €	5.254,35 €	37.759,31 €	
YEAR 3	12	40.006,78 €	5.705,34 €	26.028,85 €	3.772,34 €	61,32 €	26.028,85 €	480.081,38 €	312.346,14 €	68.464,06 €	312.346,14 €	
YEAR 4	12	49.774,39 €	7.963,87 €	31.682,08 €	4.357,37 €	107,32 €	31.682,08 €	597.292,67 €	380.184,95 €	95.566,40 €	380.184,95 €	
YEAR 5	12	43.890,17 €	6.534,00 €	28.345,73 €	4.049,39 €	- €	28.345,73 €	526.682,04 €	340.148,71 €	78.408,01 €	340.148,71 €	
YEAR 6	12	38.419,91 €	5.204,73 €	25.244,09 €	3.606,30 €	- €	25.244,09 €	461.038,98 €	302.929,10 €	62.456,75 €	302.929,10 €	
YEAR 7	9	30.042,05 €	3.168,91 €	20.493,84 €	2.927,69 €	- €	20.493,84 €	270.378,43 €	184.444,57 €	28.520,17 €	184.444,57 €	
TOTAL:	60		5.644,50 €					25.963,55 €	2.391.063,11 €	1.557.812,78 €	338.669,74 €	1.557.812,78 €
SCHUMACHER KART & EVENT TRACK KERPEN [GER]												
PERIOD	MONTHS	TOTAL INCOME PER MONTH	TRACK PROFIT PER MONTH	INCOME AFTER TAX AND TRACK PAYMENT	INCOME PER CAR	INCOME PER ACCUM	PROFIT PER MONTH	Total INCOME PER YEAR	Total INCOME after TAX & TRACK	TRACK PROFIT PER YEAR	ARISTURTLT PROFIT PER YEAR	
YEAR 1	0	- €	- €	- €	- €	- €	- €	- €	- €	- €	- €	
YEAR 2	3	20.501,13 €	1.987,10 €	14.104,14 €	2.753,28 €	42,22 €	14.104,14 €	61.503,40 €	42.312,43 €	5.961,31 €	42.312,43 €	
YEAR 3	12	42.066,75 €	5.797,55 €	27.761,85 €	3.364,35 €	129,66 €	27.761,85 €	504.801,02 €	333.142,18 €	69.570,60 €	333.142,18 €	
YEAR 4	12	49.518,13 €	7.478,23 €	32.116,78 €	3.476,90 €	307,26 €	32.116,78 €	594.217,50 €	385.401,33 €	89.738,80 €	385.401,33 €	
YEAR 5	12	43.604,34 €	6.041,18 €	24.714,85 €	2.770,43 €	182,25 €	24.714,85 €	523.252,04 €	296.578,24 €	72.494,19 €	296.578,24 €	
YEAR 6	12	34.457,68 €	3.818,54 €	24.292,83 €	3.036,60 €	- €	24.292,83 €	413.492,12 €	291.514,01 €	45.822,53 €	291.514,01 €	
YEAR 7	9	28.149,63 €	2.285,69 €	20.000,84 €	2.500,11 €	- €	20.000,84 €	253.346,71 €	180.007,59 €	20.571,21 €	180.007,59 €	
TOTAL:	60		5.069,31 €					25.482,60 €	2.350.612,80 €	1.528.955,77 €	304.158,65 €	1.528.955,77 €
GENK [BEL]												
PERIOD	MONTHS	TOTAL INCOME PER MONTH	TRACK PROFIT PER MONTH	INCOME AFTER TAX AND TRACK PAYMENT	INCOME PER CAR	INCOME PER ACCUM	PROFIT PER MONTH	Total INCOME PER YEAR	Total INCOME after TAX & TRACK	TRACK PROFIT PER YEAR	ARISTURTLT PROFIT PER YEAR	
YEAR 1	0	- €	- €	- €	- €	- €	- €	- €	- €	- €	- €	
YEAR 2	1	14.193,09 €	526,29 €	10.368,13 €	2.073,63 €	- €	10.368,13 €	14.193,09 €	10.368,13 €	526,29 €	10.368,13 €	
YEAR 3	12	32.762,39 €	3.667,92 €	22.081,94 €	2.402,94 €	361,84 €	22.081,94 €	393.148,68 €	264.983,26 €	44.015,10 €	264.983,26 €	
YEAR 4	12	51.449,96 €	7.047,94 €	33.651,98 €	2.440,51 €	660,49 €	33.651,98 €	617.399,56 €	403.823,75 €	84.575,31 €	403.823,75 €	
YEAR 5	12	47.428,59 €	6.082,81 €	31.400,01 €	2.376,30 €	545,50 €	31.400,01 €	569.143,04 €	376.800,10 €	72.993,74 €	376.800,10 €	
YEAR 6	12	35.719,28 €	3.272,58 €	24.842,80 €	2.241,37 €	173,51 €	24.842,80 €	428.631,42 €	298.113,59 €	39.270,96 €	298.113,59 €	
YEAR 7	11	29.450,67 €	1.768,11 €	21.332,37 €	2.133,24 €	- €	21.332,37 €	323.957,35 €	234.656,12 €	19.449,23 €	234.656,12 €	
TOTAL:	60		4.347,18 €					26.479,08 €	2.346.473,14 €	1.588.744,96 €	260.830,63 €	1.588.744,96 €
STYRIA [AUS]												
PERIOD	MONTHS	TOTAL INCOME PER MONTH	TRACK PROFIT PER MONTH	INCOME AFTER TAX AND TRACK PAYMENT	INCOME PER CAR	INCOME PER ACCUM	PROFIT PER MONTH	Total INCOME PER YEAR	Total INCOME after TAX & TRACK	TRACK PROFIT PER YEAR	ARISTURTLT PROFIT PER YEAR	
YEAR 1	0	- €	- €	- €	- €	- €	- €	- €	- €	- €	- €	
YEAR 2	0	- €	- €	- €	- €	- €	- €	- €	- €	- €	- €	
YEAR 3	11	29.579,70 €	4.185,36 €	19.208,27 €	3.167,35 €	267,90 €	19.208,27 €	325.376,66 €	211.290,93 €	46.038,91 €	211.290,93 €	
YEAR 4	12	46.669,65 €	7.930,58 €	29.135,00 €	3.412,17 €	866,20 €	29.135,00 €	560.035,80 €	349.620,05 €	95.166,97 €	349.620,05 €	
YEAR 5	12	44.097,15 €	7.313,18 €	27.694,41 €	3.344,16 €	762,94 €	27.694,41 €	529.165,83 €	332.332,86 €	87.758,18 €	332.332,86 €	
YEAR 6	12	36.172,68 €	5.411,31 €	23.256,70 €	3.227,96 €	388,89 €	23.256,70 €	434.072,10 €	279.080,38 €	64.935,68 €	279.080,38 €	
YEAR 7	12	27.893,37 €	3.424,27 €	18.620,29 €	3.053,91 €	29,68 €	18.620,29 €	334.720,45 €	223.443,45 €	41.091,29 €	223.443,45 €	
TOTAL:	59		5.583,18 €					23.262,79 €	2.183.370,85 €	1.395.767,67 €	334.991,03 €	1.395.767,67 €
PACHFURTH [AUS]												
PERIOD	MONTHS	TOTAL INCOME PER MONTH	TRACK PROFIT PER MONTH	INCOME AFTER TAX AND TRACK PAYMENT	INCOME PER CAR	INCOME PER ACCUM	PROFIT PER MONTH	Total INCOME PER YEAR	Total INCOME after TAX & TRACK	TRACK PROFIT PER YEAR	ARISTURTLT PROFIT PER YEAR	
YEAR 1	0	- €	- €	- €	- €	- €	- €	- €	- €	- €	- €	
YEAR 2	0	- €	- €	- €	- €	- €	- €	- €	- €	- €	- €	
YEAR 3	11	36.848,28 €	5.929,82 €	23.278,67 €	3.354,32 €	584,50 €	23.278,67 €	405.331,09 €	256.065,41 €	65.227,97 €	256.065,41 €	
YEAR 4	12	56.841,37 €	10.371,79 €	34.831,17 €	3.498,36 €	1.384,10 €	34.831,17 €	682.096,41 €	417.973,99 €	124.461,52 €	417.973,99 €	
YEAR 5	12	50.858,58 €	8.935,93 €	31.480,81 €	3.452,80 €	1.076,40 €	31.480,81 €	610.303,01 €	377.769,69 €	107.231,10 €	377.769,69 €	
YEAR 6	12	42.736,98 €	6.986,74 €	26.932,71 €	3.350,54 €	682,95 €	26.932,71 €	512.843,77 €	323.192,51 €	83.840,88 €	323.192,51 €	
YEAR 7	12	33.314,34 €	4.725,31 €	21.656,03 €	3.193,11 €	249,74 €	21.656,03 €	399.772,13 €	259.872,39 €	56.703,69 €	259.872,39 €	
TOTAL:	59		7.291,09 €					27.247,90 €	2.610.346,40 €	1.634.873,99 €	437.465,16 €	1.634.873,99 €
PKC PARIS [FRA]												
PERIOD	MONTHS	TOTAL INCOME PER MONTH	TRACK PROFIT PER MONTH	INCOME AFTER TAX AND TRACK PAYMENT	INCOME PER CAR	INCOME PER ACCUM	PROFIT PER MONTH	Total INCOME PER YEAR	Total INCOME after TAX & TRACK	TRACK PROFIT PER YEAR	ARISTURTLT PROFIT PER YEAR	
YEAR 1	0	- €	- €	- €	- €	- €	- €	- €	- €	- €	- €	
YEAR 2	3	18.096,19 €	1.581,29 €	12.613,87 €	2.331,35 €	119,64 €	12.613,87 €	54.288,58 €	37.841,61 €	4.743,88 €	37.841,61 €	
YEAR 3	12	39.957,50 €	4.936,34 €	26.747,87 €	2.496,17 €	335,15 €	26.747,87 €	479.490,00 €	320.974,40 €	59.236,08 €	320.974,40 €	
YEAR 4	12	53.302,95 €	7.610,91 €	34.749,65 €	2.553,75 €	614,14 €	34.749,65 €	639.635,40 €	416.995,83 €	91.330,97 €	416.995,83 €	
YEAR 5	12	45.299,62 €	5.690,12 €	30.267,79 €	2.405,93 €	413,90 €	30.267,79 €	543.595,47 €	363.213,46 €	68.281,39 €	363.213,46 €	
YEAR 6	12	35.837,56 €	3.419,22 €	24.969,03 €	2.286,52 €	140,25 €	24.969,03 €	430.050,73 €	299.628,41 €	41.030,65 €	299.628,41 €	
YEAR 7	9	25.784,12 €	1.006,40 €	19.339,11 €	1.933,91 €	- €	19.339,11 €	232.057,07 €	174.051,96 €	9.057,56 €	174.051,96 €	
TOTAL:	60		4.561,34 €					26.878,43 €	2.379.117,26 €	1.612.705,66 €	273.680,53 €	1.612.705,66 €

INCOME FROM EACH TRACK

NAPLES INTERNATIONAL CIRCUIT (ITA)											
PERIOD	MONTHS	TOTAL INCOME PER MONTH	TRACK PROFIT PER MONTH	INCOME AFTER TAX AND TRACK PAYMENT	INCOME PER CAR	INCOME PER ACCUM	PROFIT PER MONTH	Total INCOME PER YEAR	Total INCOME after TAX & TRACK	TRACK PROFIT PER YEAR	ARISTURTLT PROFIT PER YEAR
YEAR 1	0	- €	- €	- €	- €	- €	- €	- €	- €	- €	- €
YEAR 2	1	13.956,54 €	955,69 €	9.640,27 €	2.410,07 €	- €	9.640,27 €	13.956,54 €	9.640,27 €	955,69 €	9.640,27 €
YEAR 3	12	27.568,11 €	3.060,80 €	18.152,19 €	2.914,36 €	12,78 €	18.152,19 €	330.817,35 €	217.826,27 €	36.729,58 €	217.826,27 €
YEAR 4	12	36.783,77 €	4.857,26 €	23.543,94 €	3.325,48 €	24,14 €	23.543,94 €	441.405,20 €	282.527,24 €	58.287,13 €	282.527,24 €
YEAR 5	12	34.181,70 €	4.248,38 €	22.123,21 €	3.160,46 €	- €	22.123,21 €	410.180,40 €	265.478,50 €	50.980,53 €	265.478,50 €
YEAR 6	12	29.095,84 €	3.058,29 €	19.346,33 €	2.763,76 €	- €	19.346,33 €	349.150,09 €	232.155,95 €	36.699,44 €	232.155,95 €
YEAR 7	11	22.472,40 €	1.508,40 €	15.729,93 €	2.247,13 €	- €	15.729,93 €	247.196,37 €	173.029,22 €	16.592,41 €	173.029,22 €
TOTAL:	60		3.337,41 €				19.677,62 €	1.792.705,95 €	1.180.657,45 €	200.244,78 €	1.180.657,45 €
VANDEL GOKART (DEN)											
PERIOD	MONTHS	TOTAL INCOME PER MONTH	TRACK PROFIT PER MONTH	INCOME AFTER TAX AND TRACK PAYMENT	INCOME PER CAR/MONTH	INCOME PER ACCUM	PROFIT PER MONTH	Total INCOME PER YEAR	Total INCOME after TAX & TRACK	TRACK PROFIT PER YEAR	ARISTURTLT PROFIT PER YEAR
YEAR 1	0	- €	- €	- €	- €	- €	- €	- €	- €	- €	- €
YEAR 2	1	13.246,89 €	877,73 €	9.345,53 €	2.026,42 €	177,12 €	9.345,53 €	13.246,89 €	9.345,53 €	877,73 €	9.345,53 €
YEAR 3	12	26.434,64 €	3.268,23 €	25.161,29 €	3.950,15 €	674,14 €	25.161,29 €	317.215,63 €	301.935,53 €	39.218,70 €	301.935,53 €
YEAR 4	12	34.911,07 €	5.032,14 €	22.305,82 €	2.419,43 €	778,92 €	22.305,82 €	418.932,80 €	267.669,84 €	60.385,67 €	267.669,84 €
YEAR 5	12	32.486,41 €	4.457,50 €	20.964,99 €	2.311,92 €	709,35 €	20.964,99 €	389.836,96 €	251.579,84 €	53.489,96 €	251.579,84 €
YEAR 6	12	28.741,01 €	3.569,84 €	18.893,78 €	2.160,37 €	593,16 €	18.893,78 €	344.892,17 €	226.725,37 €	42.838,04 €	226.725,37 €
YEAR 7	11	21.999,29 €	1.972,05 €	15.165,61 €	2.034,47 €	295,88 €	15.165,61 €	241.992,24 €	166.821,71 €	21.692,54 €	166.821,71 €
TOTAL:	60		3.641,71 €				20.401,30 €	1.726.116,69 €	1.224.077,82 €	218.502,65 €	1.224.077,82 €
PROFIT FROM OTHER SMALL TRACKS											
PERIOD	MONTHS	TOTAL INCOME PER MONTH	TRACK PROFIT PER MONTH	INCOME AFTER TAX AND TRACK PAYMENT	INCOME PER CAR/TRACK	INCOME PER ACCUM/TRACK	PROFIT PER MONTH	Total INCOME PER YEAR	Total INCOME after TAX & TRACK	TRACK PROFIT PER YEAR	ARISTURTLT PROFIT PER YEAR
YEAR 1											
YEAR 2											
YEAR 3	8	44.434,34 €	4.381,83 €	29.567,25 €	5.683,49 €	543,89 €	29.567,25 €	355.474,68 €	236.537,98 €	35.054,68 €	236.537,98 €
YEAR 4	12	306.036,36 €	24.120,38 €	132.393,17 €	20.632,08 €	3.269,00 €	132.393,17 €	2.448.290,89 €	1.588.718,08 €	289.444,58 €	1.588.718,08 €
YEAR 5	12	737.709,69 €	63.183,82 €	314.486,86 €	45.288,55 €	9.241,21 €	314.486,86 €	5.901.677,52 €	3.773.842,35 €	758.205,85 €	3.773.842,35 €
YEAR 6	12	1.235.014,94 €	104.001,03 €	501.023,85 €	69.032,94 €	15.594,97 €	501.023,85 €	9.880.119,52 €	6.012.286,22 €	1.248.012,34 €	6.012.286,22 €
YEAR 7	11	1.458.461,18 €	141.525,90 €	673.576,72 €	88.350,05 €	22.211,10 €	673.576,72 €	11.667.689,46 €	7.409.343,87 €	1.556.784,89 €	7.409.343,87 €
YEAR 8	11	1.280.735,91 €	117.846,79 €	597.313,67 €	79.520,63 €	18.919,93 €	597.313,67 €	10.245.887,31 €	6.570.450,37 €	1.296.314,67 €	6.570.450,37 €
YEAR 9	12	889.136,06 €	74.741,99 €	421.147,16 €	53.146,76 €	11.134,93 €	386.051,56 €	7.113.088,46 €	4.632.618,72 €	822.161,91 €	4.632.618,72 €
YEAR 10	12	457.480,77 €	34.201,32 €	220.554,38 €	29.075,70 €	5.071,87 €	202.174,84 €	3.659.846,18 €	2.426.098,13 €	376.214,54 €	2.426.098,13 €
YEAR 11	9	98.574,65 €	6.807,84 €	48.031,86 €	8.680,82 €	1.327,85 €	58.705,60 €	788.597,19 €	528.350,43 €	74.886,23 €	528.350,43 €
TOTAL:	99		109.206,79 €				30.253,252,07 €	30.253.252,07 €	19.020.728,50 €	3.887.502,34 €	19.020.728,50 €
PROFIT FROM OTHER MEDIUM TRACKS											
PERIOD	MONTHS	TOTAL INCOME PER MONTH	TRACK PROFIT PER MONTH	INCOME AFTER TAX AND TRACK PAYMENT	INCOME PER CAR/TRACK	INCOME PER ACCUM/TRACK	PROFIT PER MONTH	Total INCOME PER YEAR	Total INCOME after TAX & TRACK	TRACK PROFIT PER YEAR	ARISTURTLT PROFIT PER YEAR
YEAR 1											
YEAR 2											
YEAR 3	7	100.289,40 €	12.492,88 €	65.401,81 €	11.884,04 €	1.681,34 €	74.744,93 €	802.315,20 €	523.214,51 €	99.943,04 €	523.214,51 €
YEAR 4	12	442.402,58 €	60.564,09 €	284.339,90 €	25.235,99 €	4.965,58 €	189.559,93 €	3.539.220,65 €	2.274.719,16 €	484.512,72 €	2.274.719,16 €
YEAR 5	12	974.634,51 €	138.868,51 €	622.162,74 €	51.099,83 €	11.773,54 €	414.775,16 €	7.797.076,06 €	4.977.301,93 €	1.110.948,09 €	4.977.301,93 €
YEAR 6	12	1.478.449,55 €	210.477,83 €	944.489,66 €	75.647,03 €	17.970,57 €	629.659,77 €	11.827.596,37 €	7.555.917,24 €	1.683.822,63 €	7.555.917,24 €
YEAR 7	11	1.689.140,19 €	173.824,83 €	786.550,99 €	90.898,53 €	22.529,82 €	786.550,99 €	13.513.121,55 €	8.652.060,94 €	1.912.073,12 €	8.652.060,94 €
YEAR 8	12	1.399.256,64 €	136.823,34 €	658.512,00 €	71.235,36 €	16.226,84 €	603.636,00 €	11.194.053,11 €	7.243.632,03 €	1.505.056,72 €	7.243.632,03 €
YEAR 9	12	922.856,69 €	82.777,34 €	441.374,74 €	49.786,85 €	9.602,37 €	404.593,51 €	7.382.853,11 €	4.855.122,13 €	910.550,79 €	4.855.122,13 €
YEAR 10	12	525.204,48 €	43.058,95 €	255.045,01 €	29.794,66 €	4.838,07 €	233.791,26 €	4.201.635,86 €	2.805.495,08 €	473.648,44 €	2.805.495,08 €
YEAR 11	5	130.754,23 €	10.052,21 €	64.132,55 €	18.370,10 €	2.637,22 €	141.091,62 €	1.046.033,83 €	705.458,08 €	110.574,29 €	705.458,08 €
TOTAL:	95		168.677,08 €				37.479.329,83 €	37.479.329,83 €	23.983.213,79 €	5.291.299,60 €	23.983.213,79 €
PROFIT FROM OTHER LARGE											
PERIOD	MONTHS	TOTAL INCOME PER MONTH	TRACK PROFIT PER MONTH	INCOME AFTER TAX AND TRACK PAYMENT	INCOME PER CAR/TRACK	INCOME PER ACCUM/TRACK	PROFIT PER MONTH	Total INCOME PER YEAR	Total INCOME after TAX & TRACK	TRACK PROFIT PER YEAR	ARISTURTLT PROFIT PER YEAR
YEAR 1											
YEAR 2											
YEAR 3	9	35.024,41 €	4.875,31 €	22.394,11 €	2.765,74 €	788,70 €	15.138,90 €	280.195,32 €	179.152,86 €	39.002,50 €	136.250,11 €
YEAR 4	12	120.667,17 €	18.364,23 €	75.884,34 €	5.536,72 €	1.728,89 €	38.708,44 €	965.337,32 €	607.074,74 €	146.913,85 €	464.501,22 €
YEAR 5	12	251.180,79 €	39.403,07 €	157.067,80 €	9.801,74 €	3.335,42 €	80.628,97 €	2.009.446,32 €	1.256.542,38 €	315.224,53 €	967.547,58 €
YEAR 6	12	354.890,17 €	56.202,07 €	221.444,71 €	13.050,96 €	4.592,19 €	114.175,20 €	2.839.121,32 €	1.771.557,71 €	449.616,58 €	1.370.102,35 €
YEAR 7	11	358.578,89 €	39.684,95 €	164.249,40 €	14.030,91 €	4.941,37 €	127.557,05 €	2.868.631,13 €	1.806.743,37 €	436.534,46 €	1.403.127,53 €
YEAR 8	11	270.603,89 €	27.263,61 €	126.447,38 €	11.442,30 €	3.671,44 €	98.138,92 €	2.164.831,12 €	1.390.921,20 €	299.899,67 €	1.079.528,17 €
YEAR 9	12	168.328,61 €	14.396,79 €	81.050,38 €	7.225,21 €	2.063,97 €	57.427,58 €	1.346.628,86 €	891.554,20 €	158.364,66 €	689.130,94 €
YEAR 10	12	59.732,96 €	4.418,10 €	29.409,42 €	2.750,06 €	723,83 €	20.746,26 €	477.863,71 €	323.503,62 €	48.599,11 €	248.955,13 €
YEAR 11	11	15.065,38 €	1.016,53 €	7.508,42 €	780,43 €	201,59 €	5.763,04 €	120.523,02 €	82.592,61 €	11.181,79 €	63.393,48 €
TOTAL:	102		39.748,41 €				8.962,731,41 €	8.962.731,41 €	5.621.071,06 €	1.387.291,92 €	4.341.528,80 €

INCOME STATEMENT

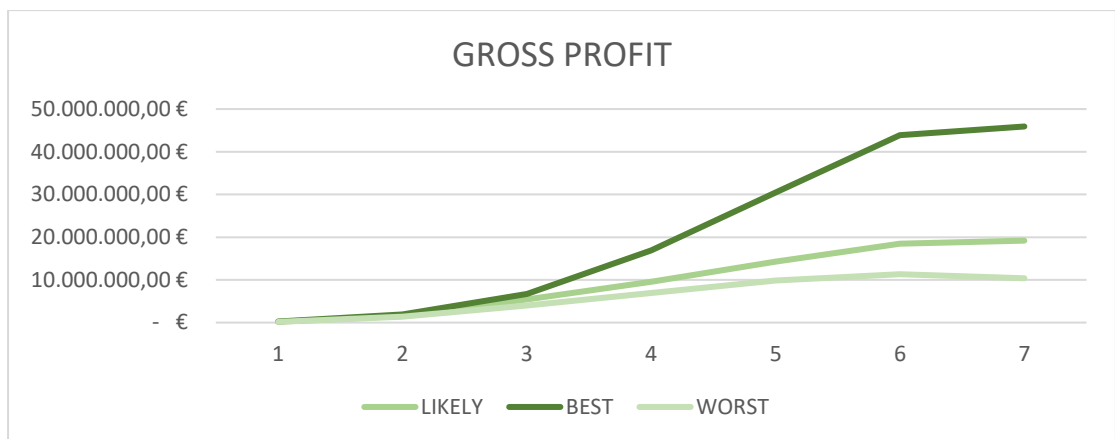
TOTAL	YEAR 1	YEAR 2	YEAR 3	YEAR 4	YEAR 5	YEAR 6	YEAR 7
Total Expenses	- 1.411.341,25 €	- 3.069.498,41 €	- 5.191.400,69 €	- 7.633.648,54 €	- 10.823.621,05 €	- 13.682.398,96 €	- 13.462.409,41 €
Revenue	308.434,29 €	2.428.606,45 €	8.413.474,82 €	15.180.734,46 €	22.871.882,75 €	29.932.315,54 €	30.533.706,56 €
Gross Profit	194.885,51 €	1.547.391,11 €	5.394.961,94 €	9.512.685,52 €	14.247.930,35 €	18.505.784,22 €	19.185.625,08 €
Auxilliary Income from End Phase						138.210,00 €	291.330,00 €
Net Income	- 1.216.455,74 €	- 1.522.107,30 €	203.561,25 €	1.879.036,98 €	3.424.309,30 €	4.961.595,27 €	6.014.545,67 €
Bank Reserve before interest	1.883.544,26 €	365.204,04 €	569.495,71 €	2.349.671,68 €	3.978.680,32 €	6.401.356,02 €	7.864.036,76 €
Interest Income	3.767,09 €	730,41 €	1.138,99 €	4.699,34 €	7.957,36 €	12.802,71 €	15.728,07 €
Bank Reserve after interest	1.887.311,35 €	365.934,45 €	570.634,70 €	2.354.371,02 €	3.986.637,69 €	6.414.158,73 €	7.879.764,83 €
Profits/Losses from previous years	- 1.216.455,74 €	- 2.738.563,04 €	- 2.535.001,79 €	- 655.964,81 €	2.768.344,49 €	4.961.595,27 €	6.014.545,67 €
Tax 20%	- €	- €	- €	- €	553.668,90 €	992.319,05 €	1.202.909,13 €
Bank balance after tax	- 1.216.455,74 €	- 2.738.563,04 €	- 2.535.001,79 €	- 655.964,81 €	2.214.675,59 €	3.969.276,21 €	4.811.636,54 €
Reserve Ratio					10%	10%	10%
Satutory Reserves	- €	- €	- €	- €	221.467,56 €	396.927,62 €	481.163,65 €
Balance for disposal	- €	- €	100.000,00 €	1.800.000,00 €	1.993.208,04 €	3.572.348,59 €	4.330.472,89 €
Tax on dividends (5%)	- €	- €	5.000,00 €	90.000,00 €	99.660,40 €	178.617,43 €	216.523,64 €
Total	- €	- €	95.000,00 €	1.710.000,00 €	1.893.547,63 €	3.393.731,16 €	4.113.949,24 €
Bank Reserve after shareholders payment	1.887.311,35 €	365.934,45 €	470.634,70 €	554.371,02 €	1.439.760,75 €	1.849.491,08 €	2.346.382,81 €
Investors' Profits	- €	- €	28.500,00 €	513.000,00 €	568.064,29 €	1.118.119,25 €	1.334.184,77 €
Investor Profits' from own shares	- €	- €	19.000,00 €	342.000,00 €	378.709,53 €		
Total	- €	- €	47.500,00 €	902.500,00 €	1.849.273,82 €	2.967.393,07 €	4.301.577,84 €
Investors' Balance	- 1.600.000,00 €	- 1.600.000,00 €	- 1.552.500,00 €	- 697.500,00 €	249.273,82 €	1.367.393,07 €	2.701.577,84 €

ROI p.y.	0%	0%	2%	32%	36%	66%	80%
ROI total	-100%	-100%	-97%	-44%	16%	85%	169%

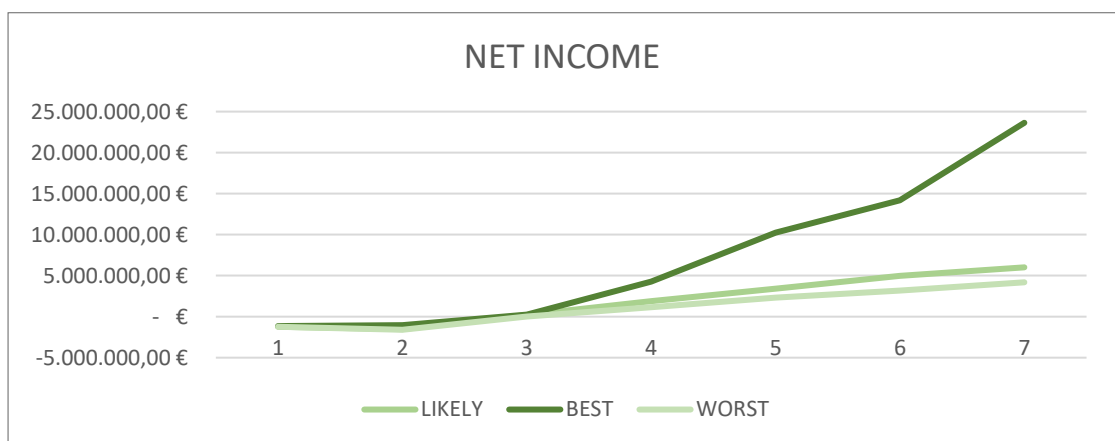
ROI avg	31%
---------	-----

TABLES

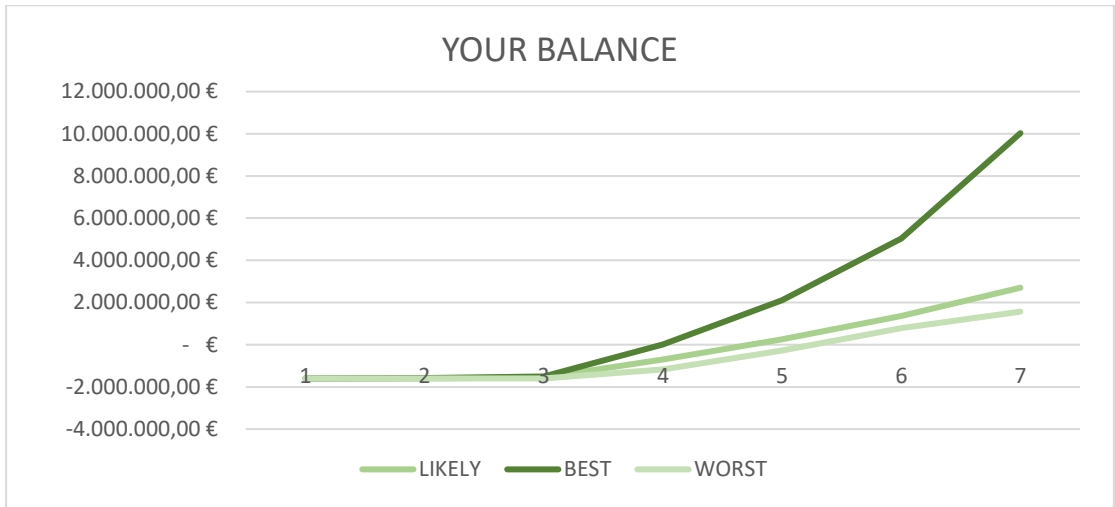
GROSS PROFIT							
LIKELY	194.885,51 €	1.547.391,11 €	5.394.961,94 €	9.512.685,52 €	14.247.930,35 €	18.505.784,22 €	19.185.625,08 €
BEST	245.856,57 €	1.935.056,39 €	6.713.536,95 €	16.865.501,82 €	30.440.238,17 €	43.886.018,27 €	45.911.637,25 €
WORST	162.338,49 €	1.396.018,15 €	3.972.385,56 €	6.945.452,21 €	9.879.123,27 €	11.320.456,44 €	10.360.043,73 €



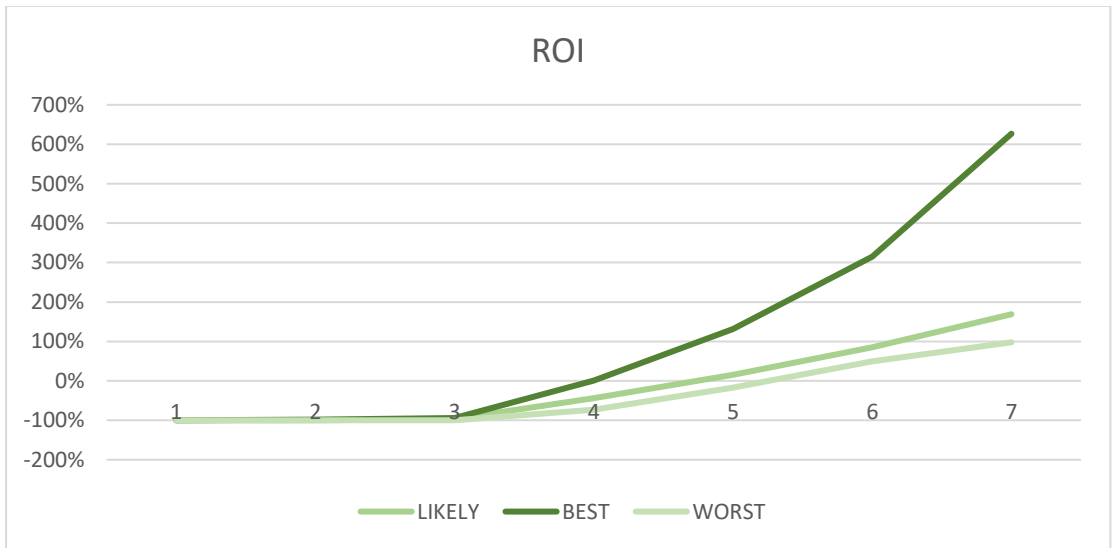
NET INCOME							
LIKELY	- 1.216.455,74 €	- 1.522.107,30 €	203.561,25 €	1.879.036,98 €	3.424.309,30 €	4.961.595,27 €	6.014.545,67 €
BEST	- 1.144.918,44 €	- 1.042.106,68 €	253.355,18 €	4.257.866,60 €	10.235.079,75 €	14.194.275,19 €	23.637.905,35 €
WORST	- 1.247.505,34 €	- 1.598.981,91 €	23.185,34 €	1.136.255,16 €	2.334.570,51 €	3.174.041,05 €	4.188.743,28 €



YOUR BALANCE							
LIKELY	- 1.600.000,00 €	- 1.600.000,00 €	- 1.552.500,00 €	- 697.500,00 €	249.273,82 €	1.367.393,07 €	2.701.577,84 €
BEST	- 1.600.000,00 €	- 1.578.625,00 €	- 1.512.125,00 €	7.875,00 €	2.102.026,19 €	5.041.823,06 €	10.028.821,34 €
WORST	- 1.600.000,00 €	- 1.600.000,00 €	- 1.600.000,00 €	- 1.172.500,00 €	- 270.000,00 €	791.713,22 €	1.566.843,34 €



ROI							
LIKELY	-100%	-100%	-97%	-44%	16%	85%	169%
BEST	-100%	-99%	-95%	0%	131%	315%	627%
WORST	-100%	-100%	-100%	-73%	-17%	49%	98%



SERRES RACING CIRCUIT EXPECTED INCOME

TOTAL																			
PHASES:	INTRO	3	GROW 1	1	GROW 2	9			MATURITY 1	15	MATURITY 2	12		MATURITY 3	12			END PHASE	8
DURATION MONTHS	TOTAL INCOME	STRT Y	STRT M	END Y	END M	RETURN %	INCOME AFTER TAX	TRACK PROFIT	INCOME AFTER TAX & TRACK	INCOME PER CAR	INCOME PER ACCUMULATOR	PROFIT	RACES	RACES/MONTH	CARS	ACCU	BREAK		
I	3	42.015,13 €	0	6		0	9	30,0%	31.931,50 €	3.257,75 €	28.052,05 €	5.879,03 €	907,19 €	28.052,05 €	1683	561	4	5	0
G1	1	18.781,96 €	0	9		0	10	30,0%	14.274,29 €	2.175,05 €	11.892,00 €	2.167,73 €	644,22 €	752	752	4	5	0	
G2	9	243.296,89 €	0	10		1	7	30,0%	184.905,63 €	27.686,59 €	155.353,94 €	19.623,22 €	4.701,83 €	155.353,94 €	9747	1083	6	8	1
M1	15	550.430,71 €	1	7		2	10	30,0%	418.327,34 €	79.189,70 €	336.029,14 €	36.996,18 €	14.256,51 €	336.029,14 €	22050	1470	6	8	1
M2	12	393.443,96 €	2	10		3	10	30,0%	299.017,41 €	52.658,42 €	243.872,19 €	28.166,30 €	9.359,30 €	243.872,19 €	15756	1313	6	8	1
M3	12	337.423,80 €	3	10		4	10	30,0%	256.442,08 €	40.605,82 €	213.349,46 €	26.182,89 €	8.036,01 €	213.349,46 €	13512	1126	6	7	1
E	8	165.020,65 €	4	10		5	6	30,0%	125.415,69 €	13.406,84 €	110.350,98 €	15.266,34 €	2.678,99 €	110.350,98 €	6608	826	6	7	1
T	60	1.750.413,08 €							1.330.313,94 €	218.980,18 €	1.098.899,76 €	134.281,7 €	40.584,05 €	1.098.899,76 €	70108	1019			
MONTHLY									YEARLY										
MONTHS	TOTAL INCOME	TRACK PROFIT	AFTER VAT & TRACK PAYMENT	INCOME PER CAR	INCOME PER ACCUMULATOR	PROFIT PER MONTH	RACES	TOTAL INCOME	TRACK PROFIT	INCOME AFTER TAX & TRACK	INCOME PER CAR	INCOME PER ACCUMULATOR	PROFIT	RACES					
0	6	19.143,84 €	1.930,90 €	12.411,19 €	2.067,91 €	432,71 €	12.411,19 €	767	114.863,06 €	11.585,38 €	74.467,15 €	12.407,47 €	2.596,25 €	74.467,15 €	4.601				
1	12	31.058,98 €	3.994,22 €	19.403,38 €	2.299,55 €	700,76 €	19.403,38 €	1.244	372.707,81 €	47.930,58 €	232.840,56 €	27.594,56 €	8.409,15 €	232.840,56 €	14.931				
2	12	36.043,98 €	5.130,79 €	22.055,40 €	2.446,54 €	922,02 €	22.055,40 €	1.444	432.527,80 €	61.569,54 €	264.664,79 €	29.358,50 €	11.064,22 €	264.664,79 €	17.326				
3	12	32.008,94 €	4.220,80 €	19.898,76 €	2.319,64 €	761,56 €	19.898,76 €	1.282	384.107,27 €	50.649,66 €	238.785,07 €	27.835,73 €	9.138,75 €	238.785,07 €	15.382				
4	12	26.870,14 €	3.099,16 €	17.114,91 €	2.136,31 €	613,87 €	17.114,91 €	1.076	322.441,66 €	37.189,90 €	205.378,96 €	25.635,66 €	7.366,43 €	205.378,96 €	12.912				
5	6	20.627,58 €	1.675,86 €	13.793,87 €	1.908,29 €	334,87 €	13.793,87 €	826	123.765,48 €	10.055,13 €	82.763,24 €	11.449,76 €	2.009,24 €	82.763,24 €	4.956				
6		- €	- €	- €	- €	- €	- €	-	- €	- €	- €	- €	- €	-					
T	60								1.750.413,08 €	218.980,18 €	1.098.899,76 €	134.281,69 €	40.584,05 €	1.098.899,76 €	70.108				
INTRODUCTION PHASE																			
STRT Y	0	STRT M	6	END Y	0	END M	9	TOTAL M	3	BREAK P	0	STRT M TOT	0	END M	3				
CARS:	4	ACCONT:	5	FEE PER CAR:	400 €	FEE PER ACC:	60 €	RETURN %:	30,0%	BASE AMOUNT:	2 €	CHARGE PER M	1,44 €						
DAY	TYPE	<7MINS (AVG:5)	7-12 (AVG 10)	12-16 (AVG 14)	16-22 (AVG 19)	>22 (AVG 25)	EARNINGS PER DAY	EARNINGS TOTAL	users	minutes used	max minutes possible	Uses per day without extra Turtlecells	Extra uses per day because of extra Turtlecells						
-TW----	2	1	2	14	19	25	224,71 €	449,42 €	9	144	960	3	4						
M--TF--	3	1	3	4	4	3	374,52 €	1.123,56 €	15	239	960	3	4						
-----SS	2	3	7	9	8	7	823,94 €	1.647,89 €	33	526	960	3	4						
INTRODUCTION PHASE																			
VAT	GREECE	24	VAT	3	KW COST	0,1323 €	CAR MNTN	- €	CAR WORK	- €	TOTAL WRK	- €	TOTAL SUM PER WEEK	3.220,87 €	129	EARN FROM C	2.700,07 €		
													TOTAL SUM PER MONTH	14.005,04 €	561	EARN FROM A	520,81 €		
													TOTAL SUM PERIOD 1	42.015,13 €	1683	TOTAL FROM C	35.221,40 €		
													EARNINGS PER CAR	8.805,35 €		TOTAL FROM A	6.793,73 €		
													EARNINGS PER ACCUMULATOR CONTAINER	1.358,75 €					
													TOTAL INCOME AFTER TAXES	31.931,50 €		TRACK INCOME AFTER TAX	3.879,45 €		
													TOTAL INCOME PER CAR AFTER TAXES	8.541,19 €		TRACK INCOME PER MONTH	1.293,15 €		
													TOTAL INCOME PER ACCUMULATOR CONTAINER AFTER TAXES	1.317,98 €		TRACK INCOME PER CAR	969,86 €		
													POSSIBLE INCOME FROM ADVERTISEMENTS	84,15 €		-/- PER CAR/MONTH	323,29 €		
													INCOME AFTER TRACK PAYMENT AND TAX	28.052,05 €		ELECTRICITY COSTS	621,70 €		
													INCOME AFTER TRACK PAYMENT AND TAX PER MONTH	9.350,68 €		MAINTENANCE COSTS	- €		
													INCOME AFTER TRACK PAYMENT AND TAX PER CAR+ACCU	7.013,01 €		TOTAL COSTS	621,70 €		
													INCOME AFTER TRACK PAYMENT AND TAX PER CAR/MONTH	2.337,67 €					
													TRACK PROFIT	3.257,75 €					
													TRACK PROFIT PER MONTH	1.085,92 €					
													TRACK PR PER MONTH/CAR	271,48 €					
													INCOME AFTER TRACK PAYMENT AND TAX PER CAR	5.879,03 €					
													INCOME AFTER TRACK PAYMENT AND TAX PER ACCUMULATOR CONTAINER	907,19 €					
													INCOME PER CAR PER MONTH	1.959,68 €		IR DEPRECIATION MONTH	16		
													INCOME PER ACCU PER MONTH	302,40 €		IC DEPRECIATION MONTH	22		

GROWTH PHASE 1																																																																																												
STRT Y	0	STRT M	9	END Y	0	END M	10	TOTAL M	1	BREAK P	0	STRT M TOT	3	END M	4																																																																													
CARS:	4	ACCONT:	5	LENGTH:	1,25	FEE PER CAR:	400 €	FEE PER ACC:	60 €	RETURN %:	30,0%	BASE AMOUNT:	2 €	CHARGE PER M	1,44 €																																																																													
DAY	TYPE	AVLBL DT	<7MINS (AVG:5)	7-12 (AVG 10)	12-16 (AVG 14)	16-22(AVG 19)	>22 (AVG 25)	EARNINGS PER DAY	EARNINGS TOTAL	users	minutes used	tax minutes	possib	Uses per day without extra Turtlecells	Extra uses per day because of extra Turtlecells																																																																													
-TW---	2	1	3	3	3	3	3	299,62 €	599,23 €	12	191	960	960	3	4																																																																													
M--TF--	3	2	4	5	5	5	4	474,39 €	1.423,18 €	19	303	960	960	3	4																																																																													
----SS	2	4	10	12	11	10	10	1.148,53 €	2.297,06 €	46	734	960	960	3	4																																																																													
<table border="1"> <tr> <td colspan="2">KW COST</td><td>0,1323 €</td> </tr> <tr> <td colspan="2">CAR MNTN</td><td>- €</td> </tr> <tr> <td colspan="2">CAR WORK</td><td>- €</td> </tr> <tr> <td colspan="2">TOTAL WRK</td><td>- €</td> </tr> </table>														KW COST		0,1323 €	CAR MNTN		- €	CAR WORK		- €	TOTAL WRK		- €	<table border="1"> <tr> <td>TOTAL SUM PER WEEK</td><td>4.319,46 €</td><td>173</td><td>EARN FROM C</td><td>3.149,49 €</td> </tr> <tr> <td>TOTAL SUM PER MONTH</td><td>18.781,96 €</td><td>752</td><td>EARN FROM A</td><td>1.169,97 €</td> </tr> <tr> <td>TOTAL SUM PERIOD 1</td><td>18.781,96 €</td><td>752</td><td>TOTAL FROM C</td><td>13.694,66 €</td> </tr> <tr> <td>EARNINGS PER CAR</td><td>3.423,66 €</td><td></td><td>TOTAL FROM A</td><td>5.087,30 €</td> </tr> <tr> <td>EARNINGS PER ACCUMULATOR CONTAINER</td><td>1.017,46 €</td><td></td><td></td><td></td> </tr> <tr> <td>TOTAL INCOME AFTER TAXES</td><td>14.274,29 €</td><td></td><td>TRACK INCOME AFTER TAX</td><td>2.382,29 €</td> </tr> <tr> <td>TOTAL INCOME PER CAR AFTER TAXES</td><td>3.389,43 €</td><td></td><td>TRACK INCOME PER MONTH</td><td>2.382,29 €</td> </tr> <tr> <td>TOTAL INCOME PER ACCUMULATOR CONTAINER AFTER TAXES</td><td>1.007,28 €</td><td></td><td>TRACK INCOME PER CAR</td><td>595,57 €</td> </tr> <tr> <td>POSSIBLE INCOME FROM ADVERTISEMENTS</td><td>37,60 €</td><td></td><td>-/- PER CAR/MONTH</td><td>595,57 €</td> </tr> <tr> <td>INCOME AFTER TRACK PAYMENT AND TAX</td><td>11.892,00 €</td><td></td><td>ELECTRICITY COSTS</td><td>207,23 €</td> </tr> <tr> <td>INCOME AFTER TRACK PAYMENT AND TAX PER MONTH</td><td>11.892,00 €</td><td></td><td>MAINTENANCE COSTS</td><td>- €</td> </tr> <tr> <td>INCOME AFTER TRACK PAYMENT AND TAX PER CAR+ACCU</td><td>2.973,00 €</td><td></td><td>TOTAL COSTS</td><td>207,23 €</td> </tr> <tr> <td>INCOME AFTER TRACK PAYMENT AND TAX PER CAR/MONTH</td><td>2.973,00 €</td><td></td><td></td><td></td> </tr> </table>		TOTAL SUM PER WEEK	4.319,46 €	173	EARN FROM C	3.149,49 €	TOTAL SUM PER MONTH	18.781,96 €	752	EARN FROM A	1.169,97 €	TOTAL SUM PERIOD 1	18.781,96 €	752	TOTAL FROM C	13.694,66 €	EARNINGS PER CAR	3.423,66 €		TOTAL FROM A	5.087,30 €	EARNINGS PER ACCUMULATOR CONTAINER	1.017,46 €				TOTAL INCOME AFTER TAXES	14.274,29 €		TRACK INCOME AFTER TAX	2.382,29 €	TOTAL INCOME PER CAR AFTER TAXES	3.389,43 €		TRACK INCOME PER MONTH	2.382,29 €	TOTAL INCOME PER ACCUMULATOR CONTAINER AFTER TAXES	1.007,28 €		TRACK INCOME PER CAR	595,57 €	POSSIBLE INCOME FROM ADVERTISEMENTS	37,60 €		-/- PER CAR/MONTH	595,57 €	INCOME AFTER TRACK PAYMENT AND TAX	11.892,00 €		ELECTRICITY COSTS	207,23 €	INCOME AFTER TRACK PAYMENT AND TAX PER MONTH	11.892,00 €		MAINTENANCE COSTS	- €	INCOME AFTER TRACK PAYMENT AND TAX PER CAR+ACCU	2.973,00 €		TOTAL COSTS	207,23 €	INCOME AFTER TRACK PAYMENT AND TAX PER CAR/MONTH	2.973,00 €			
KW COST		0,1323 €																																																																																										
CAR MNTN		- €																																																																																										
CAR WORK		- €																																																																																										
TOTAL WRK		- €																																																																																										
TOTAL SUM PER WEEK	4.319,46 €	173	EARN FROM C	3.149,49 €																																																																																								
TOTAL SUM PER MONTH	18.781,96 €	752	EARN FROM A	1.169,97 €																																																																																								
TOTAL SUM PERIOD 1	18.781,96 €	752	TOTAL FROM C	13.694,66 €																																																																																								
EARNINGS PER CAR	3.423,66 €		TOTAL FROM A	5.087,30 €																																																																																								
EARNINGS PER ACCUMULATOR CONTAINER	1.017,46 €																																																																																											
TOTAL INCOME AFTER TAXES	14.274,29 €		TRACK INCOME AFTER TAX	2.382,29 €																																																																																								
TOTAL INCOME PER CAR AFTER TAXES	3.389,43 €		TRACK INCOME PER MONTH	2.382,29 €																																																																																								
TOTAL INCOME PER ACCUMULATOR CONTAINER AFTER TAXES	1.007,28 €		TRACK INCOME PER CAR	595,57 €																																																																																								
POSSIBLE INCOME FROM ADVERTISEMENTS	37,60 €		-/- PER CAR/MONTH	595,57 €																																																																																								
INCOME AFTER TRACK PAYMENT AND TAX	11.892,00 €		ELECTRICITY COSTS	207,23 €																																																																																								
INCOME AFTER TRACK PAYMENT AND TAX PER MONTH	11.892,00 €		MAINTENANCE COSTS	- €																																																																																								
INCOME AFTER TRACK PAYMENT AND TAX PER CAR+ACCU	2.973,00 €		TOTAL COSTS	207,23 €																																																																																								
INCOME AFTER TRACK PAYMENT AND TAX PER CAR/MONTH	2.973,00 €																																																																																											
<table border="1"> <tr> <td colspan="2">TRACK & CAR INFO</td> <td colspan="2">COST OF 1 CAR</td><td>30.000,00 €</td> </tr> <tr> <td colspan="2"></td> <td colspan="2">COST OF 1 ACCUMULATOR CONTAINER</td><td>7.250,00 €</td> </tr> <tr> <td></td><td>TO</td><td>TC</td><td>TT</td><td></td> </tr> <tr> <td>-TW---</td><td>9</td><td>21</td><td>12</td><td></td> </tr> <tr> <td>M--TF--</td><td>9</td><td>21</td><td>12</td><td></td> </tr> <tr> <td>----SS</td><td>9</td><td>21</td><td>12</td><td></td> </tr> </table>														TRACK & CAR INFO		COST OF 1 CAR		30.000,00 €			COST OF 1 ACCUMULATOR CONTAINER		7.250,00 €		TO	TC	TT		-TW---	9	21	12		M--TF--	9	21	12		----SS	9	21	12		<table border="1"> <tr> <td>TRACK PROFIT</td><td>2.175,05 €</td> </tr> <tr> <td>TRACK PROFIT PER MONTH</td><td>2.175,05 €</td> </tr> <tr> <td>TRACK PR PER MONTH/CAR</td><td>543,76 €</td> </tr> </table>		TRACK PROFIT	2.175,05 €	TRACK PROFIT PER MONTH	2.175,05 €	TRACK PR PER MONTH/CAR	543,76 €																																									
TRACK & CAR INFO		COST OF 1 CAR		30.000,00 €																																																																																								
		COST OF 1 ACCUMULATOR CONTAINER		7.250,00 €																																																																																								
	TO	TC	TT																																																																																									
-TW---	9	21	12																																																																																									
M--TF--	9	21	12																																																																																									
----SS	9	21	12																																																																																									
TRACK PROFIT	2.175,05 €																																																																																											
TRACK PROFIT PER MONTH	2.175,05 €																																																																																											
TRACK PR PER MONTH/CAR	543,76 €																																																																																											
<table border="1"> <tr> <td>INCOME AFTER TRACK PAYMENT AND TAX PER CAR</td><td>2.167,73 €</td><td>AR DEPRECIATION MONTH</td><td>14</td> </tr> <tr> <td>INCOME AFTER TRACK PAYMENT AND TAX PER ACCUMULATOR CONTAINER</td><td>644,22 €</td><td>AC DEPRECIATION MONTH</td><td>12</td> </tr> <tr> <td>INCOME PER CAR PER MONTH</td><td>2.167,73 €</td><td></td><td></td> </tr> <tr> <td>INCOME PER ACCU PER MONTH</td><td>644,22 €</td><td></td><td></td> </tr> </table>														INCOME AFTER TRACK PAYMENT AND TAX PER CAR	2.167,73 €	AR DEPRECIATION MONTH	14	INCOME AFTER TRACK PAYMENT AND TAX PER ACCUMULATOR CONTAINER	644,22 €	AC DEPRECIATION MONTH	12	INCOME PER CAR PER MONTH	2.167,73 €			INCOME PER ACCU PER MONTH	644,22 €																																																																	
INCOME AFTER TRACK PAYMENT AND TAX PER CAR	2.167,73 €	AR DEPRECIATION MONTH	14																																																																																									
INCOME AFTER TRACK PAYMENT AND TAX PER ACCUMULATOR CONTAINER	644,22 €	AC DEPRECIATION MONTH	12																																																																																									
INCOME PER CAR PER MONTH	2.167,73 €																																																																																											
INCOME PER ACCU PER MONTH	644,22 €																																																																																											

GROWTH PHASE 2																																																																																												
STRT Y	0	STRT M	10	END Y	1	END M	7	TOTAL M	9	BREAK P	1	STRT M TOT	4	END M	13																																																																													
CARS:	6	ACCONT:	8	LENGTH:	1,25	FEE PER CAR:	400 €	FEE PER ACC:	60 €	RETURN %:	30,0%	BASE AMOUNT:	2 €	CHARGE PER M	1,44 €																																																																													
DAY	TYPE	AVLBL DT	<7MINS (AVG:5)	7-12 (AVG 10)	12-16 (AVG 14)	16-22(AVG 19)	>22 (AVG 25)	EARNINGS PER DAY	EARNINGS TOTAL	users	minutes used	tax minutes	possib	Uses per day without extra Turtlecells	Extra uses per day because of extra Turtlecells																																																																													
-TW---	2	1	4	4	4	4	4	424,46 €	848,91 €	17	271	1500	1500	3	4																																																																													
M--TF--	3	2	6	8	7	6	6	724,07 €	2.172,22 €	29	463	1500	1500	3	4																																																																													
----SS	2	5	13	17	15	13	13	1.597,95 €	3.195,90 €	64	1021	1500	1500	3	4																																																																													
<table border="1"> <tr> <td colspan="2">KW COST</td><td>0,1323 €</td> </tr> <tr> <td colspan="2">CAR MNTN</td><td>- €</td> </tr> <tr> <td colspan="2">CAR WORK</td><td>- €</td> </tr> <tr> <td colspan="2">TOTAL WRK</td><td>- €</td> </tr> </table>														KW COST		0,1323 €	CAR MNTN		- €	CAR WORK		- €	TOTAL WRK		- €	<table border="1"> <tr> <td>TOTAL SUM PER WEEK</td><td>6.217,03 €</td><td>249</td><td>EARN FROM C</td><td>4.711,75 €</td> </tr> <tr> <td>TOTAL SUM PER MONTH</td><td>27.032,99 €</td><td>1083</td><td>EARN FROM A</td><td>1.505,28 €</td> </tr> <tr> <td>TOTAL SUM PERIOD 1</td><td>243.296,89 €</td><td>9747</td><td>TOTAL FROM C</td><td>184.389,34 €</td> </tr> <tr> <td>EARNINGS PER CAR</td><td>30.731,56 €</td><td></td><td>TOTAL FROM A</td><td>58.907,55 €</td> </tr> <tr> <td>EARNINGS PER ACCUMULATOR CONTAINER</td><td>7.363,44 €</td><td></td><td></td><td></td> </tr> <tr> <td>TOTAL INCOME AFTER TAXES</td><td>184.905,63 €</td><td></td><td>TRACK INCOME AFTER TAX</td><td>29.551,69 €</td> </tr> <tr> <td>TOTAL INCOME PER CAR AFTER TAXES</td><td>27.965,72 €</td><td></td><td>TRACK INCOME PER MONTH</td><td>3.283,52 €</td> </tr> <tr> <td>TOTAL INCOME PER ACCUMULATOR CONTAINER AFTER TAXES</td><td>6.700,73 €</td><td></td><td>TRACK INCOME PER CAR</td><td>4.925,28 €</td> </tr> <tr> <td>POSSIBLE INCOME FROM ADVERTISEMENTS</td><td>487,35 €</td><td></td><td>-/- PER CAR/MONTH</td><td>547,25 €</td> </tr> <tr> <td>INCOME AFTER TRACK PAYMENT AND TAX</td><td>155.353,94 €</td><td></td><td>ELECTRICITY COSTS</td><td>1.865,10 €</td> </tr> <tr> <td>INCOME AFTER TRACK PAYMENT AND TAX PER MONTH</td><td>17.261,55 €</td><td></td><td>MAINTENANCE COSTS</td><td>- €</td> </tr> <tr> <td>INCOME AFTER TRACK PAYMENT AND TAX PER CAR+ACCU</td><td>25.892,32 €</td><td></td><td>TOTAL COSTS</td><td>1.865,10 €</td> </tr> <tr> <td>INCOME AFTER TRACK PAYMENT AND TAX PER CAR/MONTH</td><td>2.876,92 €</td><td></td><td></td><td></td> </tr> </table>		TOTAL SUM PER WEEK	6.217,03 €	249	EARN FROM C	4.711,75 €	TOTAL SUM PER MONTH	27.032,99 €	1083	EARN FROM A	1.505,28 €	TOTAL SUM PERIOD 1	243.296,89 €	9747	TOTAL FROM C	184.389,34 €	EARNINGS PER CAR	30.731,56 €		TOTAL FROM A	58.907,55 €	EARNINGS PER ACCUMULATOR CONTAINER	7.363,44 €				TOTAL INCOME AFTER TAXES	184.905,63 €		TRACK INCOME AFTER TAX	29.551,69 €	TOTAL INCOME PER CAR AFTER TAXES	27.965,72 €		TRACK INCOME PER MONTH	3.283,52 €	TOTAL INCOME PER ACCUMULATOR CONTAINER AFTER TAXES	6.700,73 €		TRACK INCOME PER CAR	4.925,28 €	POSSIBLE INCOME FROM ADVERTISEMENTS	487,35 €		-/- PER CAR/MONTH	547,25 €	INCOME AFTER TRACK PAYMENT AND TAX	155.353,94 €		ELECTRICITY COSTS	1.865,10 €	INCOME AFTER TRACK PAYMENT AND TAX PER MONTH	17.261,55 €		MAINTENANCE COSTS	- €	INCOME AFTER TRACK PAYMENT AND TAX PER CAR+ACCU	25.892,32 €		TOTAL COSTS	1.865,10 €	INCOME AFTER TRACK PAYMENT AND TAX PER CAR/MONTH	2.876,92 €			
KW COST		0,1323 €																																																																																										
CAR MNTN		- €																																																																																										
CAR WORK		- €																																																																																										
TOTAL WRK		- €																																																																																										
TOTAL SUM PER WEEK	6.217,03 €	249	EARN FROM C	4.711,75 €																																																																																								
TOTAL SUM PER MONTH	27.032,99 €	1083	EARN FROM A	1.505,28 €																																																																																								
TOTAL SUM PERIOD 1	243.296,89 €	9747	TOTAL FROM C	184.389,34 €																																																																																								
EARNINGS PER CAR	30.731,56 €		TOTAL FROM A	58.907,55 €																																																																																								
EARNINGS PER ACCUMULATOR CONTAINER	7.363,44 €																																																																																											
TOTAL INCOME AFTER TAXES	184.905,63 €		TRACK INCOME AFTER TAX	29.551,69 €																																																																																								
TOTAL INCOME PER CAR AFTER TAXES	27.965,72 €		TRACK INCOME PER MONTH	3.283,52 €																																																																																								
TOTAL INCOME PER ACCUMULATOR CONTAINER AFTER TAXES	6.700,73 €		TRACK INCOME PER CAR	4.925,28 €																																																																																								
POSSIBLE INCOME FROM ADVERTISEMENTS	487,35 €		-/- PER CAR/MONTH	547,25 €																																																																																								
INCOME AFTER TRACK PAYMENT AND TAX	155.353,94 €		ELECTRICITY COSTS	1.865,10 €																																																																																								
INCOME AFTER TRACK PAYMENT AND TAX PER MONTH	17.261,55 €		MAINTENANCE COSTS	- €																																																																																								
INCOME AFTER TRACK PAYMENT AND TAX PER CAR+ACCU	25.892,32 €		TOTAL COSTS	1.865,10 €																																																																																								
INCOME AFTER TRACK PAYMENT AND TAX PER CAR/MONTH	2.876,92 €																																																																																											
<table border="1"> <tr> <td colspan="2">TRACK & CAR INFO</td> <td colspan="2">COST OF 1 CAR</td><td>30.000,00 €</td> </tr> <tr> <td colspan="2"></td> <td colspan="2">COST OF 1 ACCUMULATOR CONTAINER</td><td>7.250,00 €</td> </tr> <tr> <td></td><td>TO</td><td>TC</td><td>TT</td><td></td> </tr> <tr> <td>-TW---</td><td>9</td><td>21</td><td>12</td><td></td> </tr> <tr> <td>M--TF--</td><td>9</td><td>21</td><td>12</td><td></td> </tr> <tr> <td>----SS</td><td>9</td><td>21</td><td>12</td><td></td> </tr> </table>														TRACK & CAR INFO		COST OF 1 CAR		30.000,00 €			COST OF 1 ACCUMULATOR CONTAINER		7.250,00 €		TO	TC	TT		-TW---	9	21	12		M--TF--	9	21	12		----SS	9	21	12		<table border="1"> <tr> <td>TRACK PROFIT</td><td>27.686,59 €</td> </tr> <tr> <td>TRACK PROFIT PER MONTH</td><td>3.076,29 €</td> </tr> <tr> <td>TRACK PR PER MONTH/CAR</td><td>512,71 €</td> </tr> </table>		TRACK PROFIT	27.686,59 €	TRACK PROFIT PER MONTH	3.076,29 €	TRACK PR PER MONTH/CAR	512,71 €																																									
TRACK & CAR INFO		COST OF 1 CAR		30.000,00 €																																																																																								
		COST OF 1 ACCUMULATOR CONTAINER		7.250,00 €																																																																																								
	TO	TC	TT																																																																																									
-TW---	9	21	12																																																																																									
M--TF--	9	21	12																																																																																									
----SS	9	21	12																																																																																									
TRACK PROFIT	27.686,59 €																																																																																											
TRACK PROFIT PER MONTH	3.076,29 €																																																																																											
TRACK PR PER MONTH/CAR	512,71 €																																																																																											
<table border="1"> <tr> <td>INCOME AFTER TRACK PAYMENT AND TAX PER CAR</td><td>19.623,22 €</td><td>AR DEPRECIATION MONTH</td><td>14</td> </tr> <tr> <td>INCOME AFTER TRACK PAYMENT AND TAX PER ACCUMULATOR CONTAINER</td><td>4.701,83 €</td><td>AC DEPRECIATION MONTH</td><td>14</td> </tr> <tr> <td>INCOME PER CAR PER MONTH</td><td>2.180,36 €</td><td></td><td></td> </tr> <tr> <td>INCOME PER ACCU PER MONTH</td><td>522,43 €</td><td></td><td></td> </tr> </table>														INCOME AFTER TRACK PAYMENT AND TAX PER CAR	19.623,22 €	AR DEPRECIATION MONTH	14	INCOME AFTER TRACK PAYMENT AND TAX PER ACCUMULATOR CONTAINER	4.701,83 €	AC DEPRECIATION MONTH	14	INCOME PER CAR PER MONTH	2.180,36 €			INCOME PER ACCU PER MONTH	522,43 €																																																																	
INCOME AFTER TRACK PAYMENT AND TAX PER CAR	19.623,22 €	AR DEPRECIATION MONTH	14																																																																																									
INCOME AFTER TRACK PAYMENT AND TAX PER ACCUMULATOR CONTAINER	4.701,83 €	AC DEPRECIATION MONTH	14																																																																																									
INCOME PER CAR PER MONTH	2.180,36 €																																																																																											
INCOME PER ACCU PER MONTH	522,43 €																																																																																											

Maturity 1																																																																																																					
STRT Y	1	STRT M	7	END Y	2	END M	10	TOTAL M	15	BREAK P	1	STRT M TOT	13	END M	28																																																																																						
CARS:	6	ACCONT:	8	LENGTH:	1,25	FEE PER CAR:	400 €	FEE PER ACC:	60 €	RETURN %:	30,0%	BASE AMOUNT:	2 €	CHARGE PER M	1,44 €																																																																																						
DAY	TYPE	AVLBL DT	<7MINS (AVG:5)	7-12 (AVG 10)	12-16 (AVG 14)	16-22(AVG 19)	>22 (AVG 25)	EARNINGS PER DAY	EARNINGS TOTAL	users	minutes used	tax minutes	possib	Uses per day without extra Turtlecells	Extra uses per day because of extra Turtlecells																																																																																						
-TW---	2	2	2	6	7	6	6	674,14 €	1.348,27 €	27	431	1500	3	4																																																																																							
M--TF--	3	3	3	8	9	8	8	898,85 €	2.696,54 €	36	574	1500	3	4																																																																																							
-----SS	2	7	18	23	21	18	2.197,18 €	4.394,37 €	88	1404	1500	3	4																																																																																								
<table border="1"> <tr> <td colspan="2">KW COST</td><td>0,1323 €</td> </tr> <tr> <td colspan="2">CAR MNTN</td><td>- €</td> </tr> <tr> <td colspan="2">CAR WORK</td><td>- €</td> </tr> <tr> <td colspan="2">TOTAL WRK</td><td>- €</td> </tr> </table>															KW COST		0,1323 €	CAR MNTN		- €	CAR WORK		- €	TOTAL WRK		- €																																																																											
KW COST		0,1323 €																																																																																																			
CAR MNTN		- €																																																																																																			
CAR WORK		- €																																																																																																			
TOTAL WRK		- €																																																																																																			
<table border="1"> <tr> <td colspan="2">TOTAL SUM PER WEEK</td><td>8.439,18 €</td> </tr> <tr> <td colspan="2">TOTAL SUM PER MONTH</td><td>36.695,38 €</td> </tr> <tr> <td colspan="2">TOTAL SUM PERIOD 1</td><td>550.430,71 €</td> </tr> <tr> <td colspan="2">EARNINGS PER CAR</td><td>60.601,39 €</td> </tr> <tr> <td colspan="2">EARNINGS PER ACCUMULATOR CONTAINER</td><td>23.352,80 €</td> </tr> <tr> <td colspan="2">TOTAL INCOME AFTER TAXES</td><td>418.327,34 €</td> </tr> <tr> <td colspan="2">TOTAL INCOME PER CAR AFTER TAXES</td><td>51.511,18 €</td> </tr> <tr> <td colspan="2">TOTAL INCOME PER ACCUMULATOR CONTAINER AFTER TAXES</td><td>19.849,88 €</td> </tr> <tr> <td colspan="2">POSSIBLE INCOME FROM ADVERTISEMENTS</td><td>1.102,50 €</td> </tr> <tr> <td colspan="2">INCOME AFTER TRACK PAYMENT AND TAX</td><td>336.029,14 €</td> </tr> <tr> <td colspan="2">INCOME AFTER TRACK PAYMENT AND TAX PER MONTH</td><td>22.401,94 €</td> </tr> <tr> <td colspan="2">INCOME AFTER TRACK PAYMENT AND TAX PER CAR+ACCU</td><td>56.004,86 €</td> </tr> <tr> <td colspan="2">INCOME AFTER TRACK PAYMENT AND TAX PER CAR/MONTH</td><td>3.733,66 €</td> </tr> <tr> <td colspan="2">TRACK INCOME AFTER TAX</td><td>82.298,20 €</td> </tr> <tr> <td colspan="2">TRACK INCOME PER MONTH</td><td>5.486,55 €</td> </tr> <tr> <td colspan="2">TRACK INCOME PER CAR</td><td>13.716,37 €</td> </tr> <tr> <td colspan="2">-/- PER CAR/MONTH</td><td>914,42 €</td> </tr> <tr> <td colspan="2">ELECTRICITY COSTS</td><td>3.108,50 €</td> </tr> <tr> <td colspan="2">MAINTENANCE COSTS</td><td>- €</td> </tr> <tr> <td colspan="2">TOTAL COSTS</td><td>3.108,50 €</td> </tr> <tr> <td colspan="2">TRACK PROFIT</td><td>79.189,70 €</td> </tr> <tr> <td colspan="2">TRACK PROFIT PER MONTH</td><td>5.279,31 €</td> </tr> <tr> <td colspan="2">TRACK PR PER MONTH/CAR</td><td>879,89 €</td> </tr> <tr> <td colspan="2">INCOME AFTER TRACK PAYMENT AND TAX PER CAR</td><td>36.996,18 €</td> </tr> <tr> <td colspan="2">INCOME AFTER TRACK PAYMENT AND TAX PER ACCUMULATOR CONTAINER</td><td>14.256,51 €</td> </tr> <tr> <td colspan="2">INCOME PER CAR PER MONTH</td><td>2.466,41 €</td> </tr> <tr> <td colspan="2">INCOME PER ACCU PER MONTH</td><td>950,43 €</td> </tr> <tr> <td colspan="2">CAR DEPRECIATION MONTH</td><td>13</td> </tr> <tr> <td colspan="2">ACC DEPRECIATION MONTH</td><td>8</td> </tr> </table>															TOTAL SUM PER WEEK		8.439,18 €	TOTAL SUM PER MONTH		36.695,38 €	TOTAL SUM PERIOD 1		550.430,71 €	EARNINGS PER CAR		60.601,39 €	EARNINGS PER ACCUMULATOR CONTAINER		23.352,80 €	TOTAL INCOME AFTER TAXES		418.327,34 €	TOTAL INCOME PER CAR AFTER TAXES		51.511,18 €	TOTAL INCOME PER ACCUMULATOR CONTAINER AFTER TAXES		19.849,88 €	POSSIBLE INCOME FROM ADVERTISEMENTS		1.102,50 €	INCOME AFTER TRACK PAYMENT AND TAX		336.029,14 €	INCOME AFTER TRACK PAYMENT AND TAX PER MONTH		22.401,94 €	INCOME AFTER TRACK PAYMENT AND TAX PER CAR+ACCU		56.004,86 €	INCOME AFTER TRACK PAYMENT AND TAX PER CAR/MONTH		3.733,66 €	TRACK INCOME AFTER TAX		82.298,20 €	TRACK INCOME PER MONTH		5.486,55 €	TRACK INCOME PER CAR		13.716,37 €	-/- PER CAR/MONTH		914,42 €	ELECTRICITY COSTS		3.108,50 €	MAINTENANCE COSTS		- €	TOTAL COSTS		3.108,50 €	TRACK PROFIT		79.189,70 €	TRACK PROFIT PER MONTH		5.279,31 €	TRACK PR PER MONTH/CAR		879,89 €	INCOME AFTER TRACK PAYMENT AND TAX PER CAR		36.996,18 €	INCOME AFTER TRACK PAYMENT AND TAX PER ACCUMULATOR CONTAINER		14.256,51 €	INCOME PER CAR PER MONTH		2.466,41 €	INCOME PER ACCU PER MONTH		950,43 €	CAR DEPRECIATION MONTH		13	ACC DEPRECIATION MONTH		8
TOTAL SUM PER WEEK		8.439,18 €																																																																																																			
TOTAL SUM PER MONTH		36.695,38 €																																																																																																			
TOTAL SUM PERIOD 1		550.430,71 €																																																																																																			
EARNINGS PER CAR		60.601,39 €																																																																																																			
EARNINGS PER ACCUMULATOR CONTAINER		23.352,80 €																																																																																																			
TOTAL INCOME AFTER TAXES		418.327,34 €																																																																																																			
TOTAL INCOME PER CAR AFTER TAXES		51.511,18 €																																																																																																			
TOTAL INCOME PER ACCUMULATOR CONTAINER AFTER TAXES		19.849,88 €																																																																																																			
POSSIBLE INCOME FROM ADVERTISEMENTS		1.102,50 €																																																																																																			
INCOME AFTER TRACK PAYMENT AND TAX		336.029,14 €																																																																																																			
INCOME AFTER TRACK PAYMENT AND TAX PER MONTH		22.401,94 €																																																																																																			
INCOME AFTER TRACK PAYMENT AND TAX PER CAR+ACCU		56.004,86 €																																																																																																			
INCOME AFTER TRACK PAYMENT AND TAX PER CAR/MONTH		3.733,66 €																																																																																																			
TRACK INCOME AFTER TAX		82.298,20 €																																																																																																			
TRACK INCOME PER MONTH		5.486,55 €																																																																																																			
TRACK INCOME PER CAR		13.716,37 €																																																																																																			
-/- PER CAR/MONTH		914,42 €																																																																																																			
ELECTRICITY COSTS		3.108,50 €																																																																																																			
MAINTENANCE COSTS		- €																																																																																																			
TOTAL COSTS		3.108,50 €																																																																																																			
TRACK PROFIT		79.189,70 €																																																																																																			
TRACK PROFIT PER MONTH		5.279,31 €																																																																																																			
TRACK PR PER MONTH/CAR		879,89 €																																																																																																			
INCOME AFTER TRACK PAYMENT AND TAX PER CAR		36.996,18 €																																																																																																			
INCOME AFTER TRACK PAYMENT AND TAX PER ACCUMULATOR CONTAINER		14.256,51 €																																																																																																			
INCOME PER CAR PER MONTH		2.466,41 €																																																																																																			
INCOME PER ACCU PER MONTH		950,43 €																																																																																																			
CAR DEPRECIATION MONTH		13																																																																																																			
ACC DEPRECIATION MONTH		8																																																																																																			
<table border="1"> <tr> <td colspan="2">COST OF 1 CAR</td><td>30.000,00 €</td> </tr> <tr> <td colspan="2">COST OF 1 ACCUMULATOR CONTAINER</td><td>7.250,00 €</td> </tr> <tr> <td>TO</td><td>TC</td><td>TT</td> </tr> <tr> <td>-TW---</td><td>9</td><td>21</td><td>12</td> </tr> <tr> <td>M--TF--</td><td>9</td><td>21</td><td>12</td> </tr> <tr> <td>-----SS</td><td>9</td><td>21</td><td>12</td> </tr> </table>															COST OF 1 CAR		30.000,00 €	COST OF 1 ACCUMULATOR CONTAINER		7.250,00 €	TO	TC	TT	-TW---	9	21	12	M--TF--	9	21	12	-----SS	9	21	12																																																																		
COST OF 1 CAR		30.000,00 €																																																																																																			
COST OF 1 ACCUMULATOR CONTAINER		7.250,00 €																																																																																																			
TO	TC	TT																																																																																																			
-TW---	9	21	12																																																																																																		
M--TF--	9	21	12																																																																																																		
-----SS	9	21	12																																																																																																		

Maturity 2																																																																																																					
STRT Y	2	STRT M	10	END Y	3	END M	10	TOTAL M	12	BREAK P	1	STRT M TOT	28	END M	40																																																																																						
CARS:	6	ACCONT:	8	LENGTH:	1,25	FEE PER CAR:	400 €	FEE PER ACC:	60 €	RETURN %:	30,0%	BASE AMOUNT:	2 €	CHARGE PER M	1,44 €																																																																																						
DAY	TYPE	AVLBL DT	<7MINS (AVG:5)	7-12 (AVG 10)	12-16 (AVG 14)	16-22(AVG 19)	>22 (AVG 25)	EARNINGS PER DAY	EARNINGS TOTAL	users	minutes used	tax minutes	possib	Uses per day without extra Turtlecells	Extra uses per day because of extra Turtlecells																																																																																						
-TW---	2	2	2	4	5	5	4	499,36 €	998,72 €	20	319	1500	3	4																																																																																							
M--TF--	3	3	3	7	9	8	7	848,91 €	2.546,74 €	34	542	1500	3	4																																																																																							
-----SS	2	6	17	21	21	19	17	1.997,44 €	3.994,88 €	80	1276	1500	3	4																																																																																							
<table border="1"> <tr> <td colspan="2">KW COST</td><td>0,1323 €</td> </tr> <tr> <td colspan="2">CAR MNTN</td><td>- €</td> </tr> <tr> <td colspan="2">CAR WORK</td><td>- €</td> </tr> <tr> <td colspan="2">TOTAL WRK</td><td>- €</td> </tr> </table>															KW COST		0,1323 €	CAR MNTN		- €	CAR WORK		- €	TOTAL WRK		- €																																																																											
KW COST		0,1323 €																																																																																																			
CAR MNTN		- €																																																																																																			
CAR WORK		- €																																																																																																			
TOTAL WRK		- €																																																																																																			
<table border="1"> <tr> <td colspan="2">TOTAL SUM PER WEEK</td><td>7.540,34 €</td> </tr> <tr> <td colspan="2">TOTAL SUM PER MONTH</td><td>32.787,00 €</td> </tr> <tr> <td colspan="2">TOTAL SUM PERIOD 1</td><td>393.443,96 €</td> </tr> <tr> <td colspan="2">EARNINGS PER CAR</td><td>45.441,26 €</td> </tr> <tr> <td colspan="2">EARNINGS PER ACCUMULATOR CONTAINER</td><td>15.099,55 €</td> </tr> <tr> <td colspan="2">TOTAL INCOME AFTER TAXES</td><td>299.017,41 €</td> </tr> <tr> <td colspan="2">TOTAL INCOME PER CAR AFTER TAXES</td><td>39.988,31 €</td> </tr> <tr> <td colspan="2">TOTAL INCOME PER ACCUMULATOR CONTAINER AFTER TAXES</td><td>13.287,61 €</td> </tr> <tr> <td colspan="2">POSSIBLE INCOME FROM ADVERTISEMENTS</td><td>787,80 €</td> </tr> <tr> <td colspan="2">INCOME AFTER TRACK PAYMENT AND TAX</td><td>243.872,19 €</td> </tr> <tr> <td colspan="2">INCOME AFTER TRACK PAYMENT AND TAX PER MONTH</td><td>20.322,68 €</td> </tr> <tr> <td colspan="2">INCOME AFTER TRACK PAYMENT AND TAX PER CAR+ACCU</td><td>40.645,36 €</td> </tr> <tr> <td colspan="2">INCOME AFTER TRACK PAYMENT AND TAX PER CAR/MONTH</td><td>3.387,11 €</td> </tr> <tr> <td colspan="2">TRACK INCOME AFTER TAX</td><td>55.145,22 €</td> </tr> <tr> <td colspan="2">TRACK INCOME PER MONTH</td><td>4.595,44 €</td> </tr> <tr> <td colspan="2">TRACK INCOME PER CAR</td><td>9.190,87 €</td> </tr> <tr> <td colspan="2">-/- PER CAR/MONTH</td><td>765,91 €</td> </tr> <tr> <td colspan="2">ELECTRICITY COSTS</td><td>2.486,80 €</td> </tr> <tr> <td colspan="2">MAINTENANCE COSTS</td><td>- €</td> </tr> <tr> <td colspan="2">TOTAL COSTS</td><td>2.486,80 €</td> </tr> <tr> <td colspan="2">TRACK PROFIT</td><td>52.658,42 €</td> </tr> <tr> <td colspan="2">TRACK PROFIT PER MONTH</td><td>4.388,20 €</td> </tr> <tr> <td colspan="2">TRACK PR PER MONTH/CAR</td><td>731,37 €</td> </tr> <tr> <td colspan="2">INCOME AFTER TRACK PAYMENT AND TAX PER CAR</td><td>28.166,30 €</td> </tr> <tr> <td colspan="2">INCOME AFTER TRACK PAYMENT AND TAX PER ACCUMULATOR CONTAINER</td><td>9.359,30 €</td> </tr> <tr> <td colspan="2">INCOME PER CAR PER MONTH</td><td>2.347,19 €</td> </tr> <tr> <td colspan="2">INCOME PER ACCU PER MONTH</td><td>779,94 €</td> </tr> <tr> <td colspan="2">CAR DEPRECIATION MONTH</td><td>13</td> </tr> <tr> <td colspan="2">ACC DEPRECIATION MONTH</td><td>10</td> </tr> </table>															TOTAL SUM PER WEEK		7.540,34 €	TOTAL SUM PER MONTH		32.787,00 €	TOTAL SUM PERIOD 1		393.443,96 €	EARNINGS PER CAR		45.441,26 €	EARNINGS PER ACCUMULATOR CONTAINER		15.099,55 €	TOTAL INCOME AFTER TAXES		299.017,41 €	TOTAL INCOME PER CAR AFTER TAXES		39.988,31 €	TOTAL INCOME PER ACCUMULATOR CONTAINER AFTER TAXES		13.287,61 €	POSSIBLE INCOME FROM ADVERTISEMENTS		787,80 €	INCOME AFTER TRACK PAYMENT AND TAX		243.872,19 €	INCOME AFTER TRACK PAYMENT AND TAX PER MONTH		20.322,68 €	INCOME AFTER TRACK PAYMENT AND TAX PER CAR+ACCU		40.645,36 €	INCOME AFTER TRACK PAYMENT AND TAX PER CAR/MONTH		3.387,11 €	TRACK INCOME AFTER TAX		55.145,22 €	TRACK INCOME PER MONTH		4.595,44 €	TRACK INCOME PER CAR		9.190,87 €	-/- PER CAR/MONTH		765,91 €	ELECTRICITY COSTS		2.486,80 €	MAINTENANCE COSTS		- €	TOTAL COSTS		2.486,80 €	TRACK PROFIT		52.658,42 €	TRACK PROFIT PER MONTH		4.388,20 €	TRACK PR PER MONTH/CAR		731,37 €	INCOME AFTER TRACK PAYMENT AND TAX PER CAR		28.166,30 €	INCOME AFTER TRACK PAYMENT AND TAX PER ACCUMULATOR CONTAINER		9.359,30 €	INCOME PER CAR PER MONTH		2.347,19 €	INCOME PER ACCU PER MONTH		779,94 €	CAR DEPRECIATION MONTH		13	ACC DEPRECIATION MONTH		10
TOTAL SUM PER WEEK		7.540,34 €																																																																																																			
TOTAL SUM PER MONTH		32.787,00 €																																																																																																			
TOTAL SUM PERIOD 1		393.443,96 €																																																																																																			
EARNINGS PER CAR		45.441,26 €																																																																																																			
EARNINGS PER ACCUMULATOR CONTAINER		15.099,55 €																																																																																																			
TOTAL INCOME AFTER TAXES		299.017,41 €																																																																																																			
TOTAL INCOME PER CAR AFTER TAXES		39.988,31 €																																																																																																			
TOTAL INCOME PER ACCUMULATOR CONTAINER AFTER TAXES		13.287,61 €																																																																																																			
POSSIBLE INCOME FROM ADVERTISEMENTS		787,80 €																																																																																																			
INCOME AFTER TRACK PAYMENT AND TAX		243.872,19 €																																																																																																			
INCOME AFTER TRACK PAYMENT AND TAX PER MONTH		20.322,68 €																																																																																																			
INCOME AFTER TRACK PAYMENT AND TAX PER CAR+ACCU		40.645,36 €																																																																																																			
INCOME AFTER TRACK PAYMENT AND TAX PER CAR/MONTH		3.387,11 €																																																																																																			
TRACK INCOME AFTER TAX		55.145,22 €																																																																																																			
TRACK INCOME PER MONTH		4.595,44 €																																																																																																			
TRACK INCOME PER CAR		9.190,87 €																																																																																																			
-/- PER CAR/MONTH		765,91 €																																																																																																			
ELECTRICITY COSTS		2.486,80 €																																																																																																			
MAINTENANCE COSTS		- €																																																																																																			
TOTAL COSTS		2.486,80 €																																																																																																			
TRACK PROFIT		52.658,42 €																																																																																																			
TRACK PROFIT PER MONTH		4.388,20 €																																																																																																			
TRACK PR PER MONTH/CAR		731,37 €																																																																																																			
INCOME AFTER TRACK PAYMENT AND TAX PER CAR		28.166,30 €																																																																																																			
INCOME AFTER TRACK PAYMENT AND TAX PER ACCUMULATOR CONTAINER		9.359,30 €																																																																																																			
INCOME PER CAR PER MONTH		2.347,19 €																																																																																																			
INCOME PER ACCU PER MONTH		779,94 €																																																																																																			
CAR DEPRECIATION MONTH		13																																																																																																			
ACC DEPRECIATION MONTH		10																																																																																																			
<table border="1"> <tr> <td colspan="2">COST OF 1 CAR</td><td>30.000,00 €</td> </tr> <tr> <td colspan="2">COST OF 1 ACCUMULATOR CONTAINER</td><td>7.250,00 €</td> </tr> <tr> <td>TO</td><td>TC</td><td>TT</td> </tr> <tr> <td>-TW---</td><td>9</td><td>21</td><td>12</td> </tr> <tr> <td>M--TF--</td><td>9</td><td>21</td><td>12</td> </tr> <tr> <td>-----SS</td><td>9</td><td>21</td><td>12</td> </tr> </table>															COST OF 1 CAR		30.000,00 €	COST OF 1 ACCUMULATOR CONTAINER		7.250,00 €	TO	TC	TT	-TW---	9	21	12	M--TF--	9	21	12	-----SS	9	21	12																																																																		
COST OF 1 CAR		30.000,00 €																																																																																																			
COST OF 1 ACCUMULATOR CONTAINER		7.250,00 €																																																																																																			
TO	TC	TT																																																																																																			
-TW---	9	21	12																																																																																																		
M--TF--	9	21	12																																																																																																		
-----SS	9	21	12																																																																																																		

Maturity 3																	
STRT Y	3	STRT M	10	END Y	4	END M	10	TOTAL M	12	BREAK P	1	STRT M TOT	40	END M	52		
CARS:	6	ACCONT:	7	LENGTH:		FEE PER CAR:	400 €	FEE PER ACC:	60 €	RETURN %:	30,0%	BASE AMOUNT:		2 €	CHARGE PER M	1,44 €	
DAY	TYPE	AVLBL DT	<7MINS (AVG:5)	7-12 (AVG 10)	12-16 (AVG 14)	16-22(AVG 19)	>22 (AVG 25)	EARNINGS PER DAY		EARNINGS TOTAL		users	minutes used	tax minutes	possib	Uses per day without extra Turtlecells	Extra uses per day because of extra Turtlecells
-TW---	2	1	4	5	4	4	4	449,42 €	898,85 €	18	287	1380	3	4			
M--TF--	3	2	6	8	7	6	6	724,07 €	2.172,22 €	29	463	1380	3	4			
-----SS	2	5	14	18	16	14	14	1.697,82 €	3.395,65 €	68	1085	1380	3	4			
VAT		GREECE	24 MONTHS	12	KW COST		0,1323 €	TOTAL SUM PER WEEK		6.466,71 €	259	EARN FROM C	4.761,69 €				
					CAR MNTN		- €	TOTAL SUM PER MONTH		28.118,65 €	1126	EARN FROM A	1.705,02 €				
					CAR WORK		- €	TOTAL SUM PERIOD 1		337.423,80 €	13512	TOTAL FROM C	248.458,04 €				
					TOTAL WRK		- €	EARNINGS PER CAR		41.409,67 €		TOTAL FROM A	88.965,76 €				
EARNINGS PER ACCUMULATOR CONTAINER										12.709,39 €							
TOTAL INCOME AFTER TAXES										256.442,08 €	TRACK INCOME AFTER TAX		43.092,63 €				
TOTAL INCOME PER CAR AFTER TAXES										36.440,51 €	TRACK INCOME PER MONTH		3.591,05 €				
TOTAL INCOME PER ACCUMULATOR CONTAINER AFTER TAXES										11.184,27 €	TRACK INCOME PER CAR		7.182,10 €				
POSSIBLE INCOME FROM ADVERTISEMENTS										675,60 €	-/- PER CAR/MONTH		598,51 €				
INCOME AFTER TRACK PAYMENT AND TAX										213.349,46 €	ELECTRICITY COSTS		2.486,80 €				
INCOME AFTER TRACK PAYMENT AND TAX PER MONTH										17.779,12 €	MAINTENANCE COSTS		- €				
INCOME AFTER TRACK PAYMENT AND TAX PER CAR+ACCU										35.558,24 €	TOTAL COSTS		2.486,80 €				
INCOME AFTER TRACK PAYMENT AND TAX PER CAR/MONTH										2.963,19 €	TRACK PROFIT		40.605,82 €				
										TRACK PROFIT PER MONTH		3.383,82 €					
										TRACK PR PER MONTH/CAR		563,97 €					
INCOME AFTER TRACK PAYMENT AND TAX PER CAR										26.182,89 €							
INCOME AFTER TRACK PAYMENT AND TAX PER ACCUMULATOR CONTAINER										8.036,01 €							
INCOME PER CAR PER MONTH										2.181,91 €	AR DEPRECIATION MONTH		14				
INCOME PER ACCU PER MONTH										669,67 €	AC DEPRECIATION MONTH		11				

END PHASE																	
STRT Y	4	STRT M	10	END Y	5	END M	6	TOTAL M	8	BREAK P	1	STRT M TOT	52	END M	60		
CARS:	6	ACCONT:	7	LENGTH:		FEE PER CAR:	400 €	FEE PER ACC:	60 €	RETURN %:	30,0%	BASE AMOUNT:		2 €	CHARGE PER M	1,44 €	
DAY	TYPE	AVLBL DT	<7MINS (AVG:5)	7-12 (AVG 10)	12-16 (AVG 14)	16-22(AVG 19)	>22 (AVG 25)	EARNINGS PER DAY		EARNINGS TOTAL		users	minutes used	tax minutes	possib	Uses per day without extra Turtlecells	Extra uses per day because of extra Turtlecells
-TW---	2	1	3	4	4	4	3	374,52 €	749,04 €	15	239	1380	3	4			
M--TF--	3	2	4	5	5	4	4	499,36 €	1.498,08 €	20	319	1380	3	4			
-----SS	2	4	11	13	12	11	11	1.248,40 €	2.496,80 €	50	798	1380	3	4			
VAT		GREECE	24 MONTHS	8	KW COST		0,1323 €	TOTAL SUM PER WEEK		4.743,92 €	190	EARN FROM C	3.937,74 €				
					CAR MNTN		- €	TOTAL SUM PER MONTH		20.627,58 €	826	EARN FROM A	806,18 €				
					CAR WORK		- €	TOTAL SUM PERIOD 1		165.020,65 €	6608	TOTAL FROM C	136.977,21 €				
					TOTAL WRK		- €	EARNINGS PER CAR		22.829,54 €		TOTAL FROM A	28.043,44 €				
EARNINGS PER ACCUMULATOR CONTAINER										4.006,21 €							
TOTAL INCOME AFTER TAXES										125.415,69 €	TRACK INCOME AFTER TAX		15.064,71 €				
TOTAL INCOME PER CAR AFTER TAXES										21.003,17 €	TRACK INCOME PER MONTH		1.883,09 €				
TOTAL INCOME PER ACCUMULATOR CONTAINER AFTER TAXES										3.685,71 €	TRACK INCOME PER CAR		2.510,78 €				
POSSIBLE INCOME FROM ADVERTISEMENTS										330,40 €	-/- PER CAR/MONTH		313,85 €				
INCOME AFTER TRACK PAYMENT AND TAX										110.350,98 €	ELECTRICITY COSTS		1.657,87 €				
INCOME AFTER TRACK PAYMENT AND TAX PER MONTH										13.793,87 €	MAINTENANCE COSTS		- €				
INCOME AFTER TRACK PAYMENT AND TAX PER CAR+ACCU										18.391,83 €	TOTAL COSTS		1.657,87 €				
INCOME AFTER TRACK PAYMENT AND TAX PER CAR/MONTH										2.298,98 €	TRACK PROFIT		13.406,84 €				
										TRACK PROFIT PER MONTH		1.675,86 €					
										TRACK PR PER MONTH/CAR		279,31 €					
INCOME AFTER TRACK PAYMENT AND TAX PER CAR										15.266,34 €							
INCOME AFTER TRACK PAYMENT AND TAX PER ACCUMULATOR CONTAINER										2.678,99 €							
INCOME PER CAR PER MONTH										1.908,29 €	AR DEPRECIATION MONTH		16				
INCOME PER ACCU PER MONTH										334,87 €	AC DEPRECIATION MONTH		22				

ATHENS MEGARA CIRCUIT

TOTAL																																																																																																																																																																																																																																																																																																																																																																																																																																																																																																																																																																																																																																																																																																																																																																																																											
PHASES	INTRO	2	GROW 1	2	GROW 2	10			MAT 1	14	MAT 2	12	MAT 3	14			END PHASE	7																																																																																																																																																																																																																																																																																																																																																																																																																																																																																																																																																																																																																																																																																																																																																																																									
MONTHS	TOTAL INCOME	STRT Y	STRT M	END Y	END M	RETURN %	INCOME AFTER TAX	TRACK PROFIT	INCOME AFTER TAX	INCOME PER CAR	INCOME PER ACCUMULATOR	PROFIT	RACES	RACES/MONTH	CARS	ACCU	BREAK																																																																																																																																																																																																																																																																																																																																																																																																																																																																																																																																																																																																																																																																																																																																																																																										
I	2	24.970,23 €	0 6		0 8	30,0%	18.977,37 €	1.598,75 €	16.964,16 €	4.241,04 €	- €	16.964,16 €	1000	500	4	4	0																																																																																																																																																																																																																																																																																																																																																																																																																																																																																																																																																																																																																																																																																																																																																																																										
G1	2	32.135,60 €	0 8		0 10	30,0%	24.423,06 €	3.232,45 €	20.776,14 €	4.990,07 €	203,97 €	20.776,14 €	1288	644	4	4	0																																																																																																																																																																																																																																																																																																																																																																																																																																																																																																																																																																																																																																																																																																																																																																																										
G2	10	199.761,83 €	0 10		1 8	30,0%	151.818,99 €	19.273,36 €	130.473,30 €	24.851,63 €	887,88 €	130.473,30 €	8000	800	5	7	1																																																																																																																																																																																																																																																																																																																																																																																																																																																																																																																																																																																																																																																																																																																																																																																										
M1	14	434.699,12 €	1 8		2 10	30,0%	330.371,33 €	62.330,13 €	265.139,93 €	38.794,81 €	10.166,55 €	265.139,93 €	17416	1244	5	7	1																																																																																																																																																																																																																																																																																																																																																																																																																																																																																																																																																																																																																																																																																																																																																																																										
M2	12	346.543,36 €	2 10		3 10	30,0%	263.372,95 €	47.485,08 €	213.401,07 €	32.288,56 €	7.422,61 €	213.401,07 €	13884	1157	5	7	1																																																																																																																																																																																																																																																																																																																																																																																																																																																																																																																																																																																																																																																																																																																																																																																										
M3	14	351.103,14 €	3 10		4 12	30,0%	266.838,38 €	43.270,25 €	220.666,87 €	34.052,45 €	7.200,66 €	220.666,87 €	14056	1004	5	7	1																																																																																																																																																																																																																																																																																																																																																																																																																																																																																																																																																																																																																																																																																																																																																																																										
E	7	144.393,07 €	4 12		5 7	30,0%	109.738,73 €	14.530,99 €	93.757,11 €	15.320,42 €	2.450,72 €	93.757,11 €	5782	826	5	7	1																																																																																																																																																																																																																																																																																																																																																																																																																																																																																																																																																																																																																																																																																																																																																																																										
T	61	1.533.606,35 €					1.165.540,82 €	191.721,01 €	961.178,58 €	154.539,0 €	28.332,38 €	961.178,58 €	61426	882																																																																																																																																																																																																																																																																																																																																																																																																																																																																																																																																																																																																																																																																																																																																																																																													
MONTHLY																																																																																																																																																																																																																																																																																																																																																																																																																																																																																																																																																																																																																																																																																																																																																																																																											
MONTHS	TOTAL INCOME	TRACK PROFIT	AFTER VAT & TRACK PAYMENT	INCOME PER CAR	INCOME PER ACCUMULATOR	PROFIT PER MONTH	RACES	TOTAL INCOME	TRACK PROFIT	INCOME AFTER TAX&TRACK	INCOME PER CAR	INCOME PER ACCUMULATOR	PROFIT	RACES																																																																																																																																																																																																																																																																																																																																																																																																																																																																																																																																																																																																																																																																																																																																																																																													
0	5	19.411,64 €	1.737,17 €	12.766,99 €	2.840,29 €	76,31 €	12.766,99 €	778	97.058,20 €	8.685,87 €	63.834,96 €	14.201,43 €	381,54 €	63.834,96 €	3.888																																																																																																																																																																																																																																																																																																																																																																																																																																																																																																																																																																																																																																																																																																																																																																																												
1	12	23.667,43 €	2.768,94 €	15.011,08 €	2.580,46 €	301,25 €	15.011,08 €	948	284.009,22 €	33.227,30 €	180.132,90 €	30.965,54 €	3.615,03 €	180.132,90 €	11.376																																																																																																																																																																																																																																																																																																																																																																																																																																																																																																																																																																																																																																																																																																																																																																																												
2	12	30.688,05 €	4.369,64 €	18.746,04 €	2.757,67 €	708,24 €	18.746,04 €	1.230	368.256,60 €	52.435,70 €	224.952,51 €	33.092,01 €	8.498,92 €	224.952,51 €	14.754																																																																																																																																																																																																																																																																																																																																																																																																																																																																																																																																																																																																																																																																																																																																																																																												
3	12	28.245,31 €	3.812,70 €	17.446,51 €	2.647,65 €	601,18 €	17.446,51 €	1.132	338.943,72 €	45.752,37 €	209.358,06 €	31.771,77 €	7.214,17 €	209.358,06 €	13.578																																																																																																																																																																																																																																																																																																																																																																																																																																																																																																																																																																																																																																																																																																																																																																																												
4	12	25.078,80 €	3.090,73 €	15.761,92 €	2.432,32 €	514,33 €	15.761,92 €	1.004	300.945,55 €	37.088,78 €	189.143,03 €	29.187,82 €	6.171,99 €	189.143,03 €	12.048																																																																																																																																																																																																																																																																																																																																																																																																																																																																																																																																																																																																																																																																																																																																																																																												
5	8	18.049,13 €	1.816,37 €	11.719,64 €	1.915,05 €	306,34 €	11.719,64 €	723	144.393,07 €	14.530,99 €	93.757,11 €	15.320,42 €	2.450,72 €	93.757,11 €	5.782																																																																																																																																																																																																																																																																																																																																																																																																																																																																																																																																																																																																																																																																																																																																																																																												
6		- €	- €	- €	- €	- €	- €	-	- €	- €	- €	- €	- €	- €	-																																																																																																																																																																																																																																																																																																																																																																																																																																																																																																																																																																																																																																																																																																																																																																																												
T	61								1.533.606,35 €	191.721,01 €	961.178,58 €	154.538,98 €	28.332,38 €	961.178,58 €	61.426																																																																																																																																																																																																																																																																																																																																																																																																																																																																																																																																																																																																																																																																																																																																																																																												
YEARLY																																																																																																																																																																																																																																																																																																																																																																																																																																																																																																																																																																																																																																																																																																																																																																																																											
MONTHS	TOTAL INCOME	TRACK PROFIT	AFTER VAT & TRACK PAYMENT	INCOME PER CAR	INCOME PER ACCUMULATOR	PROFIT PER MONTH	RACES	TOTAL INCOME	TRACK PROFIT	INCOME AFTER TAX&TRACK	INCOME PER CAR	INCOME PER ACCUMULATOR	PROFIT	RACES																																																																																																																																																																																																																																																																																																																																																																																																																																																																																																																																																																																																																																																																																																																																																																																													
0	5	19.411,64 €	1.737,17 €	12.766,99 €	2.840,29 €	76,31 €	12.766,99 €	778	97.058,20 €	8.685,87 €	63.834,96 €	14.201,43 €	381,54 €	63.834,96 €	3.888																																																																																																																																																																																																																																																																																																																																																																																																																																																																																																																																																																																																																																																																																																																																																																																												
1	12	23.667,43 €	2.768,94 €	15.011,08 €	2.580,46 €	301,25 €	15.011,08 €	948	284.009,22 €	33.227,30 €	180.132,90 €	30.965,54 €	3.615,03 €	180.132,90 €	11.376																																																																																																																																																																																																																																																																																																																																																																																																																																																																																																																																																																																																																																																																																																																																																																																												
2	12	30.688,05 €	4.369,64 €	18.746,04 €	2.757,67 €	708,24 €	18.746,04 €	1.230	368.256,60 €	52.435,70 €	224.952,51 €	33.092,01 €	8.498,92 €	224.952,51 €	14.754																																																																																																																																																																																																																																																																																																																																																																																																																																																																																																																																																																																																																																																																																																																																																																																												
3	12	28.245,31 €	3.812,70 €	17.446,51 €	2.647,65 €	601,18 €	17.446,51 €	1.132	338.943,72 €	45.752,37 €	209.358,06 €	31.771,77 €	7.214,17 €	209.358,06 €	13.578																																																																																																																																																																																																																																																																																																																																																																																																																																																																																																																																																																																																																																																																																																																																																																																												
4	12	25.078,80 €	3.090,73 €	15.761,92 €	2.432,32 €	514,33 €	15.761,92 €	1.004	300.945,55 €	37.088,78 €	189.143,03 €	29.187,82 €	6.171,99 €	189.143,03 €	12.048																																																																																																																																																																																																																																																																																																																																																																																																																																																																																																																																																																																																																																																																																																																																																																																												
5	8	18.049,13 €	1.816,37 €	11.719,64 €	1.915,05 €	306,34 €	11.719,64 €	723	144.393,07 €	14.530,99 €	93.757,11 €	15.320,42 €	2.450,72 €	93.757,11 €	5.782																																																																																																																																																																																																																																																																																																																																																																																																																																																																																																																																																																																																																																																																																																																																																																																												
6		- €	- €	- €	- €	- €	- €	-	- €	- €	- €	- €	- €	- €	-																																																																																																																																																																																																																																																																																																																																																																																																																																																																																																																																																																																																																																																																																																																																																																																												
T	61								1.533.606,35 €	191.721,01 €	961.178,58 €	154.538,98 €	28.332,38 €	961.178,58 €	61.426																																																																																																																																																																																																																																																																																																																																																																																																																																																																																																																																																																																																																																																																																																																																																																																												
INTRODUCTION PHASE																																																																																																																																																																																																																																																																																																																																																																																																																																																																																																																																																																																																																																																																																																																																																																																																											
STRT Y	0	STRT M	6	END Y	0	END M	8	TOTAL M	2	BREAK P	0	STRT M TOT	0	END M	2																																																																																																																																																																																																																																																																																																																																																																																																																																																																																																																																																																																																																																																																																																																																																																																												
CARS:	4	ACCONT:	4	LENGTH:	1,25	FEE PER CAR:	400 €	FEE PER ACC:	60 €	RETURN %:	30,0%	BASE AMOUNT:	2 €	CHARGE PER MINUTE:	1,44 €																																																																																																																																																																																																																																																																																																																																																																																																																																																																																																																																																																																																																																																																																																																																																																																												
DAY	AVLBL DT	TYPE	<7MINS (AVG:5)	7-12 (AVG 10)	12-16 (AVG 14)	16-22(AVG 19)	>22 (AVG 25)	PROFIT PER DAY	PROFIT TOTAL	users	minutes used	max minutes possible	C	A																																																																																																																																																																																																																																																																																																																																																																																																																																																																																																																																																																																																																																																																																																																																																																																													
-TW----	2		0	1	2	1	1	149,81 €	299,62 €	6	96	840	3	4																																																																																																																																																																																																																																																																																																																																																																																																																																																																																																																																																																																																																																																																																																																																																																																													
M--TF--	3		1	3	4	4	3	374,52 €	1.123,56 €	15	239	840	3	4																																																																																																																																																																																																																																																																																																																																																																																																																																																																																																																																																																																																																																																																																																																																																																																													
----SS	2		2	6	8	7	6	724,07 €	1.448,14 €	29	463	840	3	4																																																																																																																																																																																																																																																																																																																																																																																																																																																																																																																																																																																																																																																																																																																																																																																													
<table border="1"> <tr> <td>VAT</td> <td>GREECE</td> <td>24 MONTHS</td> <td>2</td> <td>KW COST</td> <td>0,1323 €</td> <td>CAR MNTN</td> <td>- €</td> <td>CAR WORK</td> <td>- €</td> <td>TOTAL WRK</td> <td>- €</td> <td>TOTAL SUM PER WEEK</td> <td>2.871,32 €</td> <td>115</td> <td>EARN FROM CARS</td> <td>2.871,32 €</td> </tr> <tr> <td></td> <td></td> <td></td> <td></td> <td></td> <td></td> <td></td> <td></td> <td></td> <td></td> <td></td> <td></td> <td>TOTAL SUM PER MONTH</td> <td>12.485,11 €</td> <td>500</td> <td>EARN FROM ACCO</td> <td>- €</td> </tr> <tr> <td></td> <td></td> <td></td> <td></td> <td></td> <td></td> <td></td> <td></td> <td></td> <td></td> <td></td> <td></td> <td>TOTAL SUM PERIOD 1</td> <td>24.970,23 €</td> <td>1000</td> <td>TOTAL FROM CAR</td> <td>24.970,23 €</td> </tr> <tr> <td></td> <td></td> <td></td> <td></td> <td></td> <td></td> <td></td> <td></td> <td></td> <td></td> <td></td> <td></td> <td>EARNINGS PER CAR</td> <td>6.242,56 €</td> <td></td> <td>TOTAL FROM ACCO</td> <td>- €</td> </tr> <tr> <td></td> <td></td> <td></td> <td></td> <td></td> <td></td> <td></td> <td></td> <td></td> <td></td> <td></td> <td></td> <td>EARNINGS PER ACCUMULATOR CONTAINER</td> <td>- €</td> <td></td> <td></td> <td></td> </tr> <tr> <td></td> <td></td> <td></td> <td></td> <td></td> <td></td> <td></td> <td></td> <td></td> <td></td> <td></td> <td></td> <td>TOTAL INCOME AFTER TAXES</td> <td>18.977,37 €</td> <td></td> <td>TRACK INCOME AFTER TAX</td> <td>2.013,21 €</td> </tr> <tr> <td></td> <td></td> <td></td> <td></td> <td></td> <td></td> <td></td> <td></td> <td></td> <td></td> <td></td> <td></td> <td>TOTAL INCOME PER CAR AFTER TAXES</td> <td>6.117,71 €</td> <td></td> <td>TRACK INCOME PER MONTH</td> <td>1.006,61 €</td> </tr> <tr> <td></td> <td></td> <td></td> <td></td> <td></td> <td></td> <td></td> <td></td> <td></td> <td></td> <td></td> <td></td> <td>TOTAL INCOME PER ACCUMULATOR CONTAINER AFTER TAXES</td> <td>- €</td> <td></td> <td>TRACK INCOME PER CAR</td> <td>503,30 €</td> </tr> <tr> <td></td> <td></td> <td></td> <td></td> <td></td> <td></td> <td></td> <td></td> <td></td> <td></td> <td></td> <td></td> <td>POSSIBLE INCOME FROM ADVERTISEMENTS</td> <td>50,00 €</td> <td></td> <td>-/- PER CAR/MONTH</td> <td>251,65 €</td> </tr> <tr> <td></td> <td></td> <td></td> <td></td> <td></td> <td></td> <td></td> <td></td> <td></td> <td></td> <td></td> <td></td> <td>INCOME AFTER TRACK PAYMENT AND TAX</td> <td>16.964,16 €</td> <td></td> <td>ELECTRICITY COSTS</td> <td>414,47 €</td> </tr> <tr> <td></td> <td></td> <td></td> <td></td> <td></td> <td></td> <td></td> <td></td> <td></td> <td></td> <td></td> <td></td> <td>INCOME AFTER TRACK PAYMENT AND TAX PER MONTH</td> <td>8.482,08 €</td> <td></td> <td>MAINTENANCE COSTS</td> <td>- €</td> </tr> <tr> <td></td> <td></td> <td></td> <td></td> <td></td> <td></td> <td></td> <td></td> <td></td> <td></td> <td></td> <td></td> <td>INCOME AFTER TRACK PAYMENT AND TAX PER CAR+ACCU</td> <td>4.241,04 €</td> <td></td> <td>TOTAL COSTS</td> <td>414,47 €</td> </tr> <tr> <td></td> <td></td> <td></td> <td></td> <td></td> <td></td> <td></td> <td></td> <td></td> <td></td> <td></td> <td></td> <td>INCOME AFTER TRACK PAYMENT AND TAX PER CAR/MONTH</td> <td>2.120,52 €</td> <td></td> <td></td> <td></td> </tr> <tr> <td></td> <td></td> <td></td> <td></td> <td></td> <td></td> <td></td> <td></td> <td></td> <td></td> <td></td> <td></td> <td>TOTAL SUM PER WEEK</td> <td>2.871,32 €</td> <td>115</td> <td>EARN FROM CARS</td> <td>2.871,32 €</td> </tr> <tr> <td></td> <td></td> <td></td> <td></td> <td></td> <td></td> <td></td> <td></td> <td></td> <td></td> <td></td> <td></td> <td>TOTAL SUM PER MONTH</td> <td>12.485,11 €</td> <td>500</td> <td>EARN FROM ACCO</td> <td>- €</td> </tr> <tr> <td></td> <td></td> <td></td> <td></td> <td></td> <td></td> <td></td> <td></td> <td></td> <td></td> <td></td> <td></td> <td>TOTAL SUM PERIOD 1</td> <td>24.970,23 €</td> <td>1000</td> <td>TOTAL FROM CAR</td> <td>24.970,23 €</td> </tr> <tr> <td></td> <td></td> <td></td> <td></td> <td></td> <td></td> <td></td> <td></td> <td></td> <td></td> <td></td> <td></td> <td>EARNINGS PER CAR</td> <td>6.242,56 €</td> <td></td> <td>TOTAL FROM ACCO</td> <td>- €</td> </tr> <tr> <td></td> <td></td> <td></td> <td></td> <td></td> <td></td> <td></td> <td></td> <td></td> <td></td> <td></td> <td></td> <td>EARNINGS PER ACCUMULATOR CONTAINER</td> <td>- €</td> <td></td> <td></td> <td></td> </tr> <tr> <td></td> <td></td> <td></td> <td></td> <td></td> <td></td> <td></td> <td></td> <td></td> <td></td> <td></td> <td></td> <td>TOTAL INCOME AFTER TAXES</td> <td>18.977,37 €</td> <td></td> <td>TRACK INCOME AFTER TAX</td> <td>2.013,21 €</td> </tr> <tr> <td></td> <td></td> <td></td> <td></td> <td></td> <td></td> <td></td> <td></td> <td></td> <td></td> <td></td> <td></td> <td>TOTAL INCOME PER CAR AFTER TAXES</td> <td>6.117,71 €</td> <td></td> <td>TRACK INCOME PER MONTH</td> <td>1.006,61 €</td> </tr> <tr> <td></td> <td></td> <td></td> <td></td> <td></td> <td></td> <td></td> <td></td> <td></td> <td></td> <td></td> <td></td> <td>TOTAL INCOME PER ACCUMULATOR CONTAINER AFTER TAXES</td> <td>- €</td> <td></td> <td>TRACK INCOME PER CAR</td> <td>503,30 €</td> </tr> <tr> <td></td> <td></td> <td></td> <td></td> <td></td> <td></td> <td></td> <td></td> <td></td> <td></td> <td></td> <td></td> <td>POSSIBLE INCOME FROM ADVERTISEMENTS</td> <td>50,00 €</td> <td></td> <td>-/- PER CAR/MONTH</td> <td>251,65 €</td> </tr> <tr> <td></td> <td></td> <td></td> <td></td> <td></td> <td></td> <td></td> <td></td> <td></td> <td></td> <td></td> <td></td> <td>INCOME AFTER TRACK PAYMENT AND TAX</td> <td>16.964,16 €</td> <td></td> <td>ELECTRICITY COSTS</td> <td>414,47 €</td> </tr> <tr> <td></td> <td></td> <td></td> <td></td> <td></td> <td></td> <td></td> <td></td> <td></td> <td></td> <td></td> <td></td> <td>INCOME AFTER TRACK PAYMENT AND TAX PER MONTH</td> <td>8.482,08 €</td> <td></td> <td>MAINTENANCE COSTS</td> <td>- €</td> </tr> <tr> <td></td> <td></td> <td></td> <td></td> <td></td> <td></td> <td></td> <td></td> <td></td> <td></td> <td></td> <td></td> <td>INCOME AFTER TRACK PAYMENT AND TAX PER CAR+ACCU</td> <td>4.241,04 €</td> <td></td> <td>TOTAL COSTS</td> <td>414,47 €</td> </tr> <tr> <td></td> <td></td> <td></td> <td></td> <td></td> <td></td> <td></td> <td></td> <td></td> <td></td> <td></td> <td></td> <td>INCOME AFTER TRACK PAYMENT AND TAX PER CAR/MONTH</td> <td>2.120,52 €</td> <td></td> <td></td> <td></td> </tr> <tr> <td></td> <td></td> <td></td> <td></td> <td></td> <td></td> <td></td> <td></td> <td></td> <td></td> <td></td> <td></td> <td>TOTAL SUM PER WEEK</td> <td>2.871,32 €</td> <td>115</td> <td>EARN FROM CARS</td> <td>2.871,32 €</td> </tr> <tr> <td></td> <td></td> <td></td> <td></td> <td></td> <td></td> <td></td> <td></td> <td></td> <td></td> <td></td> <td></td> <td>TOTAL SUM PER MONTH</td> <td>12.485,11 €</td> <td>500</td> <td>EARN FROM ACCO</td> <td>- €</td> </tr> <tr> <td></td> <td></td> <td></td> <td></td> <td></td> <td></td> <td></td> <td></td> <td></td> <td></td> <td></td> <td></td> <td>TOTAL SUM PERIOD 1</td> <td>24.970,23 €</td> <td>1000</td> <td>TOTAL FROM CAR</td> <td>24.970,23 €</td> </tr> <tr> <td></td> <td></td> <td></td> <td></td> <td></td> <td></td> <td></td> <td></td> <td></td> <td></td> <td></td> <td></td> <td>EARNINGS PER CAR</td> <td>6.242,56 €</td> <td></td> <td>TOTAL FROM ACCO</td> <td>- €</td> </tr> <tr> <td></td> <td></td> <td></td> <td></td> <td></td> <td></td> <td></td> <td></td> <td></td> <td></td> <td></td> <td></td> <td>EARNINGS PER ACCUMULATOR CONTAINER</td> <td>- €</td> <td></td> <td></td> <td></td> </tr> <tr> <td></td> <td></td> <td></td> <td></td> <td></td> <td></td> <td></td> <td></td> <td></td> <td></td> <td></td> <td></td> <td>TOTAL INCOME AFTER TAXES</td> <td>18.977,37 €</td> <td></td> <td>TRACK INCOME AFTER TAX</td> <td>2.013,21 €</td> </tr> <tr> <td></td> <td></td> <td></td> <td></td> <td></td> <td></td> <td></td> <td></td> <td></td> <td></td> <td></td> <td></td> <td>TOTAL INCOME PER CAR AFTER TAXES</td> <td>6.117,71 €</td> <td></td> <td>TRACK INCOME PER MONTH</td> <td>1.006,61 €</td> </tr> <tr> <td></td> <td></td> <td></td> <td></td> <td></td> <td></td> <td></td> <td></td> <td></td> <td></td> <td></td> <td></td> <td>TOTAL INCOME PER ACCUMULATOR CONTAINER AFTER TAXES</td> <td>- €</td> <td></td> <td>TRACK INCOME PER CAR</td> <td>503,30 €</td> </tr> <tr> <td></td> <td></td> <td></td> <td></td> <td></td> <td></td> <td></td> <td></td> <td></td> <td></td> <td></td> <td></td> <td>POSSIBLE INCOME FROM ADVERTISEMENTS</td> <td>50,00 €</td> <td></td> <td>-/- PER CAR/MONTH</td> <td>251,65 €</td> </tr> <tr> <td></td> <td></td> <td></td> <td></td> <td></td> <td></td> <td></td> <td></td> <td></td> <td></td> <td></td> <td></td> <td>INCOME AFTER TRACK PAYMENT AND TAX</td> <td>16.964,16 €</td> <td></td> <td>ELECTRICITY COSTS</td> <td>414,47 €</td> </tr> <tr> <td></td> <td></td> <td></td> <td></td> <td></td> <td></td> <td></td> <td></td> <td></td> <td></td> <td></td> <td></td> <td>INCOME AFTER TRACK PAYMENT AND TAX PER MONTH</td> <td>8.482,08 €</td> <td></td> <td>MAINTENANCE COSTS</td> <td>- €</td> </tr> <tr> <td></td> <td></td> <td></td> <td></td> <td></td> <td></td> <td></td> <td></td> <td></td> <td></td> <td></td> <td></td> <td>INCOME AFTER TRACK PAYMENT AND TAX PER CAR+ACCU</td> <td>4.241,04 €</td> <td></td> <td>TOTAL COSTS</td> <td>414,47 €</td> </tr> <tr> <td></td> <td></td> <td></td> <td></td> <td></td> <td></td> <td></td> <td></td> <td></td> <td></td> <td></td> <td></td> <td>INCOME AFTER TRACK PAYMENT AND TAX PER CAR/MONTH</td> <td>2.120,52 €</td> <td></td> <td></td> <td></td> </tr> <tr> <td></td> <td></td> <td></td> <td></td> <td></td> <td></td> <td></td> <td></td> <td></td> <td></td> <td></td> <td></td> <td>TOTAL SUM PER WEEK</td> <td>2.871,32 €</td> <td>115</td> <td>EARN FROM CARS</td> <td>2.871,32 €</td> </tr> <tr> <td></td> <td></td> <td></td> <td></td> <td></td> <td></td> <td></td> <td></td> <td></td> <td></td> <td></td> <td></td> <td>TOTAL SUM PER MONTH</td> <td>12.485,11 €</td> <td>500</td> <td>EARN FROM ACCO</td> <td>- €</td> </tr> <tr> <td></td> <td></td> <td></td> <td></td> <td></td> <td></td> <td></td> <td></td> <td></td> <td></td> <td></td> <td></td> <td>TOTAL SUM PERIOD 1</td> <td>24.970,23 €</td> <td>1000</td> <td>TOTAL FROM CAR</td> <td>24.970,23 €</td> </tr> <tr> <td></td> <td></td> <td></td> <td></td> <td></td> <td></td> <td></td> <td></td> <td></td> <td></td> <td></td> <td></td> <td>EARNINGS PER CAR</td> <td>6.242,56 €</td> <td></td> <td>TOTAL FROM ACCO</td> <td>- €</td> </tr> <tr> <td></td> <td></td> <td></td> <td></td> <td></td> <td></td> <td></td> <td></td> <td></td> <td></td> <td></td> <td></td> <td>EARNINGS PER ACCUMULATOR CONTAINER</td> <td>- €</td> <td></td> <td></td> <td></td> </tr> <tr> <td></td> <td></td> <td></td> <td></td> <td></td> <td></td> <td></td> <td></td> <td></td> <td></td> <td></td> <td></td> <td>TOTAL INCOME AFTER TAXES</td> <td>18.977,37 €</td> </tr></table>																		VAT	GREECE	24 MONTHS	2	KW COST	0,1323 €	CAR MNTN	- €	CAR WORK	- €	TOTAL WRK	- €	TOTAL SUM PER WEEK	2.871,32 €	115	EARN FROM CARS	2.871,32 €													TOTAL SUM PER MONTH	12.485,11 €	500	EARN FROM ACCO	- €													TOTAL SUM PERIOD 1	24.970,23 €	1000	TOTAL FROM CAR	24.970,23 €													EARNINGS PER CAR	6.242,56 €		TOTAL FROM ACCO	- €													EARNINGS PER ACCUMULATOR CONTAINER	- €																TOTAL INCOME AFTER TAXES	18.977,37 €		TRACK INCOME AFTER TAX	2.013,21 €													TOTAL INCOME PER CAR AFTER TAXES	6.117,71 €		TRACK INCOME PER MONTH	1.006,61 €													TOTAL INCOME PER ACCUMULATOR CONTAINER AFTER TAXES	- €		TRACK INCOME PER CAR	503,30 €													POSSIBLE INCOME FROM ADVERTISEMENTS	50,00 €		-/- PER CAR/MONTH	251,65 €													INCOME AFTER TRACK PAYMENT AND TAX	16.964,16 €		ELECTRICITY COSTS	414,47 €													INCOME AFTER TRACK PAYMENT AND TAX PER MONTH	8.482,08 €		MAINTENANCE COSTS	- €													INCOME AFTER TRACK PAYMENT AND TAX PER CAR+ACCU	4.241,04 €		TOTAL COSTS	414,47 €													INCOME AFTER TRACK PAYMENT AND TAX PER CAR/MONTH	2.120,52 €																TOTAL SUM PER WEEK	2.871,32 €	115	EARN FROM CARS	2.871,32 €													TOTAL SUM PER MONTH	12.485,11 €	500	EARN FROM ACCO	- €													TOTAL SUM PERIOD 1	24.970,23 €	1000	TOTAL FROM CAR	24.970,23 €													EARNINGS PER CAR	6.242,56 €		TOTAL FROM ACCO	- €													EARNINGS PER ACCUMULATOR CONTAINER	- €																TOTAL INCOME AFTER TAXES	18.977,37 €		TRACK INCOME AFTER TAX	2.013,21 €													TOTAL INCOME PER CAR AFTER TAXES	6.117,71 €		TRACK INCOME PER MONTH	1.006,61 €													TOTAL INCOME PER ACCUMULATOR CONTAINER AFTER TAXES	- €		TRACK INCOME PER CAR	503,30 €													POSSIBLE INCOME FROM ADVERTISEMENTS	50,00 €		-/- PER CAR/MONTH	251,65 €													INCOME AFTER TRACK PAYMENT AND TAX	16.964,16 €		ELECTRICITY COSTS	414,47 €													INCOME AFTER TRACK PAYMENT AND TAX PER MONTH	8.482,08 €		MAINTENANCE COSTS	- €													INCOME AFTER TRACK PAYMENT AND TAX PER CAR+ACCU	4.241,04 €		TOTAL COSTS	414,47 €													INCOME AFTER TRACK PAYMENT AND TAX PER CAR/MONTH	2.120,52 €																TOTAL SUM PER WEEK	2.871,32 €	115	EARN FROM CARS	2.871,32 €													TOTAL SUM PER MONTH	12.485,11 €	500	EARN FROM ACCO	- €													TOTAL SUM PERIOD 1	24.970,23 €	1000	TOTAL FROM CAR	24.970,23 €													EARNINGS PER CAR	6.242,56 €		TOTAL FROM ACCO	- €													EARNINGS PER ACCUMULATOR CONTAINER	- €																TOTAL INCOME AFTER TAXES	18.977,37 €		TRACK INCOME AFTER TAX	2.013,21 €													TOTAL INCOME PER CAR AFTER TAXES	6.117,71 €		TRACK INCOME PER MONTH	1.006,61 €													TOTAL INCOME PER ACCUMULATOR CONTAINER AFTER TAXES	- €		TRACK INCOME PER CAR	503,30 €													POSSIBLE INCOME FROM ADVERTISEMENTS	50,00 €		-/- PER CAR/MONTH	251,65 €													INCOME AFTER TRACK PAYMENT AND TAX	16.964,16 €		ELECTRICITY COSTS	414,47 €													INCOME AFTER TRACK PAYMENT AND TAX PER MONTH	8.482,08 €		MAINTENANCE COSTS	- €													INCOME AFTER TRACK PAYMENT AND TAX PER CAR+ACCU	4.241,04 €		TOTAL COSTS	414,47 €													INCOME AFTER TRACK PAYMENT AND TAX PER CAR/MONTH	2.120,52 €																TOTAL SUM PER WEEK	2.871,32 €	115	EARN FROM CARS	2.871,32 €													TOTAL SUM PER MONTH	12.485,11 €	500	EARN FROM ACCO	- €													TOTAL SUM PERIOD 1	24.970,23 €	1000	TOTAL FROM CAR	24.970,23 €													EARNINGS PER CAR	6.242,56 €		TOTAL FROM ACCO	- €													EARNINGS PER ACCUMULATOR CONTAINER	- €																TOTAL INCOME AFTER TAXES	18.977,37 €
VAT	GREECE	24 MONTHS	2	KW COST	0,1323 €	CAR MNTN	- €	CAR WORK	- €	TOTAL WRK	- €	TOTAL SUM PER WEEK	2.871,32 €	115	EARN FROM CARS	2.871,32 €																																																																																																																																																																																																																																																																																																																																																																																																																																																																																																																																																																																																																																																																																																																																																																																											
												TOTAL SUM PER MONTH	12.485,11 €	500	EARN FROM ACCO	- €																																																																																																																																																																																																																																																																																																																																																																																																																																																																																																																																																																																																																																																																																																																																																																																											
												TOTAL SUM PERIOD 1	24.970,23 €	1000	TOTAL FROM CAR	24.970,23 €																																																																																																																																																																																																																																																																																																																																																																																																																																																																																																																																																																																																																																																																																																																																																																																											
												EARNINGS PER CAR	6.242,56 €		TOTAL FROM ACCO	- €																																																																																																																																																																																																																																																																																																																																																																																																																																																																																																																																																																																																																																																																																																																																																																																											
												EARNINGS PER ACCUMULATOR CONTAINER	- €																																																																																																																																																																																																																																																																																																																																																																																																																																																																																																																																																																																																																																																																																																																																																																																														
												TOTAL INCOME AFTER TAXES	18.977,37 €		TRACK INCOME AFTER TAX	2.013,21 €																																																																																																																																																																																																																																																																																																																																																																																																																																																																																																																																																																																																																																																																																																																																																																																											
												TOTAL INCOME PER CAR AFTER TAXES	6.117,71 €		TRACK INCOME PER MONTH	1.006,61 €																																																																																																																																																																																																																																																																																																																																																																																																																																																																																																																																																																																																																																																																																																																																																																																											
												TOTAL INCOME PER ACCUMULATOR CONTAINER AFTER TAXES	- €		TRACK INCOME PER CAR	503,30 €																																																																																																																																																																																																																																																																																																																																																																																																																																																																																																																																																																																																																																																																																																																																																																																											
												POSSIBLE INCOME FROM ADVERTISEMENTS	50,00 €		-/- PER CAR/MONTH	251,65 €																																																																																																																																																																																																																																																																																																																																																																																																																																																																																																																																																																																																																																																																																																																																																																																											
												INCOME AFTER TRACK PAYMENT AND TAX	16.964,16 €		ELECTRICITY COSTS	414,47 €																																																																																																																																																																																																																																																																																																																																																																																																																																																																																																																																																																																																																																																																																																																																																																																											
												INCOME AFTER TRACK PAYMENT AND TAX PER MONTH	8.482,08 €		MAINTENANCE COSTS	- €																																																																																																																																																																																																																																																																																																																																																																																																																																																																																																																																																																																																																																																																																																																																																																																											
												INCOME AFTER TRACK PAYMENT AND TAX PER CAR+ACCU	4.241,04 €		TOTAL COSTS	414,47 €																																																																																																																																																																																																																																																																																																																																																																																																																																																																																																																																																																																																																																																																																																																																																																																											
												INCOME AFTER TRACK PAYMENT AND TAX PER CAR/MONTH	2.120,52 €																																																																																																																																																																																																																																																																																																																																																																																																																																																																																																																																																																																																																																																																																																																																																																																														
												TOTAL SUM PER WEEK	2.871,32 €	115	EARN FROM CARS	2.871,32 €																																																																																																																																																																																																																																																																																																																																																																																																																																																																																																																																																																																																																																																																																																																																																																																											
												TOTAL SUM PER MONTH	12.485,11 €	500	EARN FROM ACCO	- €																																																																																																																																																																																																																																																																																																																																																																																																																																																																																																																																																																																																																																																																																																																																																																																											
												TOTAL SUM PERIOD 1	24.970,23 €	1000	TOTAL FROM CAR	24.970,23 €																																																																																																																																																																																																																																																																																																																																																																																																																																																																																																																																																																																																																																																																																																																																																																																											
												EARNINGS PER CAR	6.242,56 €		TOTAL FROM ACCO	- €																																																																																																																																																																																																																																																																																																																																																																																																																																																																																																																																																																																																																																																																																																																																																																																											
												EARNINGS PER ACCUMULATOR CONTAINER	- €																																																																																																																																																																																																																																																																																																																																																																																																																																																																																																																																																																																																																																																																																																																																																																																														
												TOTAL INCOME AFTER TAXES	18.977,37 €		TRACK INCOME AFTER TAX	2.013,21 €																																																																																																																																																																																																																																																																																																																																																																																																																																																																																																																																																																																																																																																																																																																																																																																											
												TOTAL INCOME PER CAR AFTER TAXES	6.117,71 €		TRACK INCOME PER MONTH	1.006,61 €																																																																																																																																																																																																																																																																																																																																																																																																																																																																																																																																																																																																																																																																																																																																																																																											
												TOTAL INCOME PER ACCUMULATOR CONTAINER AFTER TAXES	- €		TRACK INCOME PER CAR	503,30 €																																																																																																																																																																																																																																																																																																																																																																																																																																																																																																																																																																																																																																																																																																																																																																																											
												POSSIBLE INCOME FROM ADVERTISEMENTS	50,00 €		-/- PER CAR/MONTH	251,65 €																																																																																																																																																																																																																																																																																																																																																																																																																																																																																																																																																																																																																																																																																																																																																																																											
												INCOME AFTER TRACK PAYMENT AND TAX	16.964,16 €		ELECTRICITY COSTS	414,47 €																																																																																																																																																																																																																																																																																																																																																																																																																																																																																																																																																																																																																																																																																																																																																																																											
												INCOME AFTER TRACK PAYMENT AND TAX PER MONTH	8.482,08 €		MAINTENANCE COSTS	- €																																																																																																																																																																																																																																																																																																																																																																																																																																																																																																																																																																																																																																																																																																																																																																																											
												INCOME AFTER TRACK PAYMENT AND TAX PER CAR+ACCU	4.241,04 €		TOTAL COSTS	414,47 €																																																																																																																																																																																																																																																																																																																																																																																																																																																																																																																																																																																																																																																																																																																																																																																											
												INCOME AFTER TRACK PAYMENT AND TAX PER CAR/MONTH	2.120,52 €																																																																																																																																																																																																																																																																																																																																																																																																																																																																																																																																																																																																																																																																																																																																																																																														
												TOTAL SUM PER WEEK	2.871,32 €	115	EARN FROM CARS	2.871,32 €																																																																																																																																																																																																																																																																																																																																																																																																																																																																																																																																																																																																																																																																																																																																																																																											
												TOTAL SUM PER MONTH	12.485,11 €	500	EARN FROM ACCO	- €																																																																																																																																																																																																																																																																																																																																																																																																																																																																																																																																																																																																																																																																																																																																																																																											
												TOTAL SUM PERIOD 1	24.970,23 €	1000	TOTAL FROM CAR	24.970,23 €																																																																																																																																																																																																																																																																																																																																																																																																																																																																																																																																																																																																																																																																																																																																																																																											
												EARNINGS PER CAR	6.242,56 €		TOTAL FROM ACCO	- €																																																																																																																																																																																																																																																																																																																																																																																																																																																																																																																																																																																																																																																																																																																																																																																											
												EARNINGS PER ACCUMULATOR CONTAINER	- €																																																																																																																																																																																																																																																																																																																																																																																																																																																																																																																																																																																																																																																																																																																																																																																														
												TOTAL INCOME AFTER TAXES	18.977,37 €		TRACK INCOME AFTER TAX	2.013,21 €																																																																																																																																																																																																																																																																																																																																																																																																																																																																																																																																																																																																																																																																																																																																																																																											
												TOTAL INCOME PER CAR AFTER TAXES	6.117,71 €		TRACK INCOME PER MONTH	1.006,61 €																																																																																																																																																																																																																																																																																																																																																																																																																																																																																																																																																																																																																																																																																																																																																																																											
												TOTAL INCOME PER ACCUMULATOR CONTAINER AFTER TAXES	- €		TRACK INCOME PER CAR	503,30 €																																																																																																																																																																																																																																																																																																																																																																																																																																																																																																																																																																																																																																																																																																																																																																																											
												POSSIBLE INCOME FROM ADVERTISEMENTS	50,00 €		-/- PER CAR/MONTH	251,65 €																																																																																																																																																																																																																																																																																																																																																																																																																																																																																																																																																																																																																																																																																																																																																																																											
												INCOME AFTER TRACK PAYMENT AND TAX	16.964,16 €		ELECTRICITY COSTS	414,47 €																																																																																																																																																																																																																																																																																																																																																																																																																																																																																																																																																																																																																																																																																																																																																																																											
												INCOME AFTER TRACK PAYMENT AND TAX PER MONTH	8.482,08 €		MAINTENANCE COSTS	- €																																																																																																																																																																																																																																																																																																																																																																																																																																																																																																																																																																																																																																																																																																																																																																																											
												INCOME AFTER TRACK PAYMENT AND TAX PER CAR+ACCU	4.241,04 €		TOTAL COSTS	414,47 €																																																																																																																																																																																																																																																																																																																																																																																																																																																																																																																																																																																																																																																																																																																																																																																											
												INCOME AFTER TRACK PAYMENT AND TAX PER CAR/MONTH	2.120,52 €																																																																																																																																																																																																																																																																																																																																																																																																																																																																																																																																																																																																																																																																																																																																																																																														
												TOTAL SUM PER WEEK	2.871,32 €	115	EARN FROM CARS	2.871,32 €																																																																																																																																																																																																																																																																																																																																																																																																																																																																																																																																																																																																																																																																																																																																																																																											
												TOTAL SUM PER MONTH	12.485,11 €	500	EARN FROM ACCO	- €																																																																																																																																																																																																																																																																																																																																																																																																																																																																																																																																																																																																																																																																																																																																																																																											
												TOTAL SUM PERIOD 1	24.970,23 €	1000	TOTAL FROM CAR	24.970,23 €																																																																																																																																																																																																																																																																																																																																																																																																																																																																																																																																																																																																																																																																																																																																																																																											
												EARNINGS PER CAR	6.242,56 €		TOTAL FROM ACCO	- €																																																																																																																																																																																																																																																																																																																																																																																																																																																																																																																																																																																																																																																																																																																																																																																											
												EARNINGS PER ACCUMULATOR CONTAINER	- €																																																																																																																																																																																																																																																																																																																																																																																																																																																																																																																																																																																																																																																																																																																																																																																														
												TOTAL INCOME AFTER TAXES	18.977,37 €																																																																																																																																																																																																																																																																																																																																																																																																																																																																																																																																																																																																																																																																																																																																																																																														

GROWTH PHASE 1															
STRT Y	0	STRT M	8	END Y	0	END M	10	TOTAL M	2	BREAK P	0	STRT M TOT	2	END M	4
CARS:	4	ACCONT:	4 <th>LENGTH:</th> <td>1,25</td> <th>FEE PER CAR:</th> <td>400 €</td> <th>FEE PER ACC:</th> <td>60 €</td> <th>RETURN %:</th> <td>30,0%</td> <th>BASE AMOUNT:</th> <td>2 €</td> <th>CHARGE PER MINUTE:</th> <td>1,44 €</td>	LENGTH:	1,25	FEE PER CAR:	400 €	FEE PER ACC:	60 €	RETURN %:	30,0%	BASE AMOUNT:	2 €	CHARGE PER MINUTE:	1,44 €
DAY	TYPE	AVLBL DT	<7MINS (AVG:5)	7-12 (AVG 10)	12-16 (AVG 14)	16-22(AVG 19)	>22 (AVG 25)	PROFIT PER DAY	PROFIT TOTAL	users	minutes used	ax minutes possib	C	A	
-TW----	2	1	2	3	4	5	6	274,65 €	549,30 €	11	175	840	3	4	
M--TF--	3	2	4	5	6	7	8	499,36 €	1.498,08 €	20	319	840	3	4	
----SS	2	3	7	9	10	11	12	823,94 €	1.647,89 €	33	526	840	3	4	
GREECE		KW COST	0,1323 €												
GREECE		CAR MNTN	- €												
VAT	24	MONTHS	2	CAR WORK	- €										
		TOTAL WRK	- €												
TOTAL SUM PER WEEK										3.695,26 €	148	EARN FROM CARS	3.550,15 €		
TOTAL SUM PER MONTH										16.067,80 €	644	EARN FROM ACCO	145,11 €		
TOTAL SUM PERIOD 1										32.135,60 €	1288	TOTAL FROM CAR	30.873,64 €		
EARNINGS PER CAR										7.718,41 €	TOTAL FROM ACCO		1.261,95 €		
EARNINGS PER ACCUMULATOR CONTAINER										315,49 €					
TOTAL INCOME AFTER TAXES										24.423,06 €	TRACK INCOME AFTER TAX		3.646,92 €		
TOTAL INCOME PER CAR AFTER TAXES										7.564,04 €	TRACK INCOME PER MONTH		1.823,46 €		
TOTAL INCOME PER ACCUMULATOR CONTAINER AFTER TAXES										309,18 €	TRACK INCOME PER CAR		911,73 €		
POSSIBLE INCOME FROM ADVERTISEMENTS										64,40 €	-/- PER CAR/MONTH		455,86 €		
INCOME AFTER TRACK PAYMENT AND TAX										20.776,14 €	ELECTRICITY COSTS		414,47 €		
INCOME AFTER TRACK PAYMENT AND TAX PER MONTH										10.388,07 €	MAINTENANCE COSTS		- €		
INCOME AFTER TRACK PAYMENT AND TAX PER CAR+ACCU										5.194,03 €	TOTAL COSTS		414,47 €		
INCOME AFTER TRACK PAYMENT AND TAX PER CAR/MONTH										2.597,02 €					
										TRACK PROFIT		3.232,45 €			
										TRACK PROFIT PER MONTH		1.616,22 €			
										TRACK PR PER MONTH/CAR		404,06 €			
INCOME AFTER TRACK PAYMENT AND TAX PER CAR										4.990,07 €					
INCOME AFTER TRACK PAYMENT AND TAX PER ACCUMULATOR CONTAINER										203,97 €					
INCOME PER CAR PER MONTH										2.495,03 €	CAR DEPRECIATION MONTH		13		
INCOME PER ACCU PER MONTH										101,98 €	ACC DEPRECIATION MONTH		64		
GROWTH PHASE 2															
STRT Y	0	STRT M	10	END Y	1	END M	8	TOTAL M	10	BREAK P	1	STRT M TOT	4	END M	14
CARS:	5	ACCONT:	7	LENGTH:	1,25	FEE PER CAR:	400 €	FEE PER ACC:	60 €	RETURN %:	30,0%	BASE AMOUNT:	2 €	CHARGE PER MINUTE:	1,44 €
DAY	TYPE	AVLBL DT	<7MINS (AVG:5)	7-12 (AVG 10)	12-16 (AVG 14)	16-22(AVG 19)	>22 (AVG 25)	PROFIT PER DAY	PROFIT TOTAL	users	minutes used	ax minutes possib	C	A	
-TW----	2	1	3	4	5	6	7	349,55 €	699,10 €	14	223	1290	3	4	
M--TF--	3	2	5	6	7	8	9	599,23 €	1.797,70 €	24	383	1290	3	4	
----SS	2	3	9	11	12	13	14	1.048,66 €	2.097,31 €	42	670	1290	3	4	
GREECE		KW COST	0,1323 €												
GREECE		CAR MNTN	- €												
VAT	24	MONTHS	10	CAR WORK	- €										
		TOTAL WRK	- €												
TOTAL SUM PER WEEK										4.594,11 €	184	EARN FROM CARS	4.375,27 €		
TOTAL SUM PER MONTH										19.976,18 €	800	EARN FROM ACCO	218,84 €		
TOTAL SUM PERIOD 1										199.761,83 €	8000	TOTAL FROM CAR	190.246,13 €		
EARNINGS PER CAR										38.049,23 €	TOTAL FROM ACCO		9.515,71 €		
EARNINGS PER ACCUMULATOR CONTAINER										1.359,39 €					
TOTAL INCOME AFTER TAXES										151.818,99 €	TRACK INCOME AFTER TAX		21.345,70 €		
TOTAL INCOME PER CAR AFTER TAXES										34.244,30 €	TRACK INCOME PER MONTH		2.134,57 €		
TOTAL INCOME PER ACCUMULATOR CONTAINER AFTER TAXES										1.223,45 €	TRACK INCOME PER CAR		4.269,14 €		
POSSIBLE INCOME FROM ADVERTISEMENTS										400,00 €	-/- PER CAR/MONTH		426,91 €		
INCOME AFTER TRACK PAYMENT AND TAX										130.473,30 €	ELECTRICITY COSTS		2.072,33 €		
INCOME AFTER TRACK PAYMENT AND TAX PER MONTH										13.047,33 €	MAINTENANCE COSTS		- €		
INCOME AFTER TRACK PAYMENT AND TAX PER CAR+ACCU										26.094,66 €	TOTAL COSTS		2.072,33 €		
INCOME AFTER TRACK PAYMENT AND TAX PER CAR/MONTH										2.609,47 €					
										TRACK PROFIT		19.273,36 €			
										TRACK PROFIT PER MONTH		1.927,34 €			
										TRACK PR PER MONTH/CAR		385,47 €			
INCOME AFTER TRACK PAYMENT AND TAX PER CAR										24.851,63 €					
INCOME AFTER TRACK PAYMENT AND TAX PER ACCUMULATOR CONTAINER										887,88 €					
INCOME PER CAR PER MONTH										2.485,16 €	CAR DEPRECIATION MONTH		13		
INCOME PER ACCU PER MONTH										88,79 €	ACC DEPRECIATION MONTH		74		
GROWTH PHASE 1															
STRT Y	0	STRT M	8	END Y	0	END M	10	TOTAL M	2	BREAK P	0	STRT M TOT	2	END M	4
CARS:	4	ACCONT:	4	LENGTH:	1,25	FEE PER CAR:	400 €	FEE PER ACC:	60 €	RETURN %:	30,0%	BASE AMOUNT:	2 €	CHARGE PER MINUTE:	1,44 €
DAY	TYPE	AVLBL DT	<7MINS (AVG:5)	7-12 (AVG 10)	12-16 (AVG 14)	16-22(AVG 19)	>22 (AVG 25)	PROFIT PER DAY	PROFIT TOTAL	users	minutes used	ax minutes possib	C	A	
-TW----	2	1	2	3	4	5	6	274,65 €	549,30 €	11	175	840	3	4	
M--TF--	3	2	4	5	6	7	8	499,36 €	1.498,08 €	20	319	840	3	4	
----SS	2	3	7	9	10	11	12	823,94 €	1.647,89 €	33	526	840	3	4	
GREECE		KW COST	0,1323 €												
GREECE		CAR MNTN	- €												
VAT	24	MONTHS	2	CAR WORK	- €										
		TOTAL WRK	- €												
TOTAL SUM PER WEEK										3.695,26 €	148	EARN FROM CARS	3.550,15 €		
TOTAL SUM PER MONTH										16.067,80 €	644	EARN FROM ACCO	145,11 €		
TOTAL SUM PERIOD 1										32.135,60 €	1288	TOTAL FROM CAR	30.873,64 €		
EARNINGS PER CAR										7.718,41 €	TOTAL FROM ACCO		1.261,95 €		
EARNINGS PER ACCUMULATOR CONTAINER										315,49 €					
TOTAL INCOME AFTER TAXES										24.423,06 €	TRACK INCOME AFTER TAX		3.646,92 €		
TOTAL INCOME PER CAR AFTER TAXES										7.564,04 €	TRACK INCOME PER MONTH		1.823,46 €		
TOTAL INCOME PER ACCUMULATOR CONTAINER AFTER TAXES										309,18 €	TRACK INCOME PER CAR		911,73 €		
POSSIBLE INCOME FROM ADVERTISEMENTS										64,40 €	-/- PER CAR/MONTH		455,86 €		
INCOME AFTER TRACK PAYMENT AND TAX										20.776,14 €	ELECTRICITY COSTS		414,47 €		
INCOME AFTER TRACK PAYMENT AND TAX PER MONTH										10.388,07 €	MAINTENANCE COSTS		- €		
INCOME AFTER TRACK PAYMENT AND TAX PER CAR+ACCU										5.194,03 €	TOTAL COSTS		414,47 €		
INCOME AFTER TRACK PAYMENT AND TAX PER CAR/MONTH										2.597,02 €					
										TRACK PROFIT		3.232,45 €			
										TRACK PROFIT PER MONTH		1.616,22 €			
										TRACK PR PER MONTH/CAR		404,06 €			
INCOME AFTER TRACK PAYMENT AND TAX PER CAR										4.990,07 €					
INCOME AFTER TRACK PAYMENT AND TAX PER ACCUMULATOR CONTAINER										203,97 €					
INCOME PER CAR PER MONTH										2.495,03 €	CAR DEPRECIATION MONTH		13		
INCOME PER ACCU PER MONTH										101,98 €	ACC DEPRECIATION MONTH		64		
GROWTH PHASE 2															
STRT Y	0	STRT M	10	END Y	1	END M	8	TOTAL M	10	BREAK P	1	STRT M TOT	4	END M	14
CARS:	5	ACCONT:	7	LENGTH:	1,25	FEE PER CAR:	400 €	FEE PER ACC:	60 €	RETURN %:	30,0%	BASE AMOUNT:	2 €	CHARGE PER MINUTE:	1,44 €
DAY	TYPE	AVLBL DT	<7MINS (AVG:5)	7-12 (AVG 10)	12-16 (AVG 14)	16-22(AVG 19)	>22 (AVG 25)	PROFIT PER DAY	PROFIT TOTAL	users	minutes used	ax minutes possib	C	A	
-TW----	2	1	3	4	5	6	7	349,55 €	699,10 €	14	223	1290	3	4	
M--TF--	3	2	5	6	7	8	9	599,23 €	1.797,70 €	24	383	1290	3	4	
----SS	2	3	9	11	12	13	14	1.048,66 €	2.097,31 €	42	670	1290	3	4	
GREECE		KW COST	0,1323 €												
GREECE		CAR MNTN	- €												
VAT	24	MONTHS	10	CAR WORK	- €										
		TOTAL WRK	- €												
TOTAL SUM PER WEEK										4.594,11 €	184	EARN FROM CARS	4.375,27 €		
TOTAL SUM PER MONTH										19.976,18 €	800	EARN FROM ACCO	218,84 €		
TOTAL SUM PERIOD 1										199.761,83 €	8000	TOTAL FROM CAR	190.246,13 €		
EARNINGS PER CAR										38.049,23 €	TOTAL FROM ACCO		9.515,71 €		
EARNINGS PER ACCUMULATOR CONTAINER										1.359,39 €					
TOTAL INCOME AFTER TAXES										151.818,99 €	TRACK INCOME AFTER TAX		21.345,70 €		
TOTAL INCOME PER CAR AFTER TAXES										34.244,30 €	TRACK INCOME PER MONTH		2.134,57 €		
TOTAL INCOME PER ACCUMULATOR CONTAINER AFTER TAXES										1.223,45 €	TRACK INCOME PER CAR		4.269,14 €		
POSSIBLE INCOME FROM ADVERTISEMENTS										400,00 €	-/- PER CAR/MONTH		426,91 €		
INCOME AFTER TRACK PAYMENT AND TAX										130.473,30 €	ELECTRICITY COSTS		2.072,33 €		
INCOME AFTER TRACK PAYMENT AND TAX PER MONTH										13.047,33 €	MAINTENANCE COSTS		- €		
INCOME AFTER TRACK PAYMENT AND TAX PER CAR+ACCU										26.094,66 €	TOTAL COSTS		2.072,33 €		
INCOME AFTER TRACK PAYMENT AND TAX PER CAR/MONTH										2.609,47 €					
										TRACK PROFIT		19.273,36 €			
										TRACK PROFIT PER MONTH		1.927,34 €			
										TRACK PR PER MONTH/CAR		385,47 €			
INCOME AFTER TRACK PAYMENT AND TAX PER CAR										24.851,63 €					
INCOME AFTER TRACK PAYMENT AND TAX PER ACCUMULATOR CONTAINER										887,88 €					
INCOME PER CAR PER MONTH										2.485,16 €	CAR DEPRECIATION MONTH		13		
INCOME PER ACCU PER MONTH										88,79 €	ACC DEPRECIATION MONTH		74		

Maturity 1															
STRT Y	1	STRT M	8	END Y	2	END M	10	TOTAL M	14	BREAK P	1	STRT M TOT	14	END M	28
CARS:	5	ACCONT:	7	LENGTH:	1,25	FEE PER CAR:	400 €	FEE PER ACC:	60 €	RETURN %:	30,0%	BASE AMOUNT:	2 €	CHARGE PER MINUTE:	1,44 €
DAY	TYPE	AVLBL DT	<7MINS (AVG:5)	7-12 (AVG 10)	12-16 (AVG 14)	16-22(AVG 19)	>22 (AVG 25)	PROFIT PER DAY	PROFIT TOTAL	users	minutes used	ax minutes possib:	C	A	
-TW----	2	2	4	5	5	4	4	474,39 €	948,78 €	19	303	1290	3	4	
M--TF--	3	3	7	8	8	7	7	798,98 €	2.396,93 €	32	510	1290	3	4	
----SS	2	6	16	20	18	16	16	1.897,57 €	3.795,14 €	76	1212	1290	3	4	
GREECE		KW COST	0,1323 €												
GREECE		CAR MNTN	- €												
GREECE		CAR WORK	- €												
GREECE		TOTAL WRK	- €												
TOTAL SUM PER WEEK										7.140,85 €	286	EARN FROM CARS	5.224,18 €		
TOTAL SUM PER MONTH										31.049,94 €	1244	EARN FROM ACCO	1.916,67 €		
TOTAL SUM PERIOD 1										434.699,12 €	17416	TOTAL FROM CAR	318.022,09 €		
TOTAL FROM ACCO												TOTAL FROM ACCO	116.677,03 €		
EARNINGS PER CAR										63.604,42 €					
EARNINGS PER ACCUMULATOR CONTAINER										16.668,15 €					
TOTAL INCOME AFTER TAXES										330.371,33 €					
TOTAL INCOME PER CAR AFTER TAXES										54.699,80 €					
TOTAL INCOME PER ACCUMULATOR CONTAINER AFTER TAXES										14.334,61 €					
POSSIBLE INCOME FROM ADVERTISEMENTS										870,80 €					
INCOME AFTER TRACK PAYMENT AND TAX										265.139,93 €					
INCOME AFTER TRACK PAYMENT AND TAX PER MONTH										18.938,57 €					
INCOME AFTER TRACK PAYMENT AND TAX PER CAR+ACCU										53.027,99 €					
INCOME AFTER TRACK PAYMENT AND TAX PER CAR/MONTH										3.787,71 €					
TRACK INCOME AFTER TAX										65.231,40 €					
TRACK INCOME PER MONTH										4.659,39 €					
TRACK INCOME PER CAR										13.046,28 €					
-/- PER CAR/MONTH										931,88 €					
ELECTRICITY COSTS										2.901,27 €					
MAINTENANCE COSTS										- €					
TOTAL COSTS										2.901,27 €					
TRACK PROFIT										62.330,13 €					
TRACK PROFIT PER MONTH										4.452,15 €					
TRACK PR PER MONTH/CAR										890,43 €					
INCOME AFTER TRACK PAYMENT AND TAX PER CAR										38.794,81 €					
INCOME AFTER TRACK PAYMENT AND TAX PER ACCUMULATOR CONTAINER										10.166,55 €					
INCOME PER CAR PER MONTH										2.771,06 €					
INCOME PER ACCU PER MONTH										726,18 €					
CAR DEPRECIATION MONTH										11					
ACC DEPRECIATION MONTH										9					
Maturity 2															
STRT Y	2	STRT M	10	END Y	3	END M	10	TOTAL M	12	BREAK P	1	STRT M TOT	28	END M	40
CARS:	5	ACCONT:	7	LENGTH:	1,25	FEE PER CAR:	400 €	FEE PER ACC:	60 €	RETURN %:	30,0%	BASE AMOUNT:	2 €	CHARGE PER MINUTE:	1,44 €
DAY	TYPE	AVLBL DT	<7MINS (AVG:5)	7-12 (AVG 10)	12-16 (AVG 14)	16-22(AVG 19)	>22 (AVG 25)	PROFIT PER DAY	PROFIT TOTAL	users	minutes used	ax minutes possib:	C	A	
-TW----	2	1	4	5	4	4	4	449,42 €	898,85 €	18	287	1290	3	4	
M--TF--	3	2	6	8	8	7	6	749,04 €	2.247,12 €	30	479	1290	3	4	
----SS	2	6	15	18	18	17	15	1.747,76 €	3.495,52 €	70	1117	1290	3	4	
GREECE		KW COST	0,1323 €												
GREECE		CAR MNTN	- €												
GREECE		CAR WORK	- €												
GREECE		TOTAL WRK	- €												
TOTAL SUM PER WEEK										6.641,49 €	266	EARN FROM CARS	5.024,44 €		
TOTAL SUM PER MONTH										28.878,61 €	1157	EARN FROM ACCO	1.617,05 €		
TOTAL SUM PERIOD 1										346.543,36 €	13884	TOTAL FROM CAR	262.168,01 €		
TOTAL FROM ACCO												TOTAL FROM ACCO	84.375,35 €		
EARNINGS PER CAR										52.433,60 €					
EARNINGS PER ACCUMULATOR CONTAINER										12.053,62 €					
TOTAL INCOME AFTER TAXES										263.372,95 €					
TOTAL INCOME PER CAR AFTER TAXES										46.141,57 €					
TOTAL INCOME PER ACCUMULATOR CONTAINER AFTER TAXES										10.607,19 €					
POSSIBLE INCOME FROM ADVERTISEMENTS										694,20 €					
INCOME AFTER TRACK PAYMENT AND TAX										213.401,07 €					
INCOME AFTER TRACK PAYMENT AND TAX PER MONTH										17.783,42 €					
INCOME AFTER TRACK PAYMENT AND TAX PER CAR+ACCU										42.680,21 €					
INCOME AFTER TRACK PAYMENT AND TAX PER CAR/MONTH										3.556,68 €					
TRACK INCOME AFTER TAX										49.971,89 €					
TRACK INCOME PER MONTH										4.164,32 €					
TRACK INCOME PER CAR										9.994,38 €					
-/- PER CAR/MONTH										832,86 €					
ELECTRICITY COSTS										2.486,80 €					
MAINTENANCE COSTS										- €					
TOTAL COSTS										2.486,80 €					
TRACK PROFIT										47.485,08 €					
TRACK PROFIT PER MONTH										3.957,09 €					
TRACK PR PER MONTH/CAR										791,42 €					
INCOME AFTER TRACK PAYMENT AND TAX PER CAR										32.288,56 €					
INCOME AFTER TRACK PAYMENT AND TAX PER ACCUMULATOR CONTAINER										7.422,61 €					
INCOME PER CAR PER MONTH										2.690,71 €					
INCOME PER ACCU PER MONTH										618,55 €					
CAR DEPRECIATION MONTH										12					
ACC DEPRECIATION MONTH										11					

Maturity 3																	
STRT Y	3	STRT M	10	END Y	4	END M	12	TOTAL M	14	BREAK P	1	STRT M TOT	40	END M	54		
CARS:	5	ACCONT:	7	LENGTH:		FEE PER CAR:	400 €	FEE PER ACC:	60 €	RETURN %:	30,0%	BASE AMOUNT:	2 €	CHARGE PER MINUTE:	1,44 €		
DAY	TYPE	AVLBL DT	<7MINS (AVG:5)	7-12 (AVG 10)	12-16 (AVG 14)	16-22(AVG 19)	>22 (AVG 25)	PROFIT PER DAY	PROFIT TOTAL	users	minutes used	ax minutes possib	C	A			
-TW----	2	1	3	4	3	3	3	349,55 €	699,10 €	14	223	1290	3	4			
M--TF--	3	2	5	7	6	5	5	624,20 €	1.872,60 €	25	399	1290	3	4			
----SS	2	5	13	17	15	13	13	1.597,95 €	3.195,90 €	64	1021	1290	3	4			
GREECE				KW COST	0,1323 €												
GREECE				CAR MNTN	- €												
GREECE				CAR WORK	- €												
GREECE				TOTAL WRK	- €												
TOTAL SUM PER WEEK										5.767,61 €	231	EARN FROM CARS	4.450,17 €				
TOTAL SUM PER MONTH										25.078,80 €	1004	EARN FROM ACCO	1.317,43 €				
TOTAL SUM PERIOD 1										351.103,14 €	14056	TOTAL FROM CAR	270.904,36 €				
TOTAL SUM PERIOD 1										351.103,14 €	14056	TOTAL FROM ACCO	80.198,78 €				
EARNINGS PER CAR										54.180,87 €							
EARNINGS PER ACCUMULATOR CONTAINER										11.456,97 €							
TOTAL INCOME AFTER TAXES										266.838,38 €							
TOTAL INCOME PER CAR AFTER TAXES										46.595,55 €							
TOTAL INCOME PER ACCUMULATOR CONTAINER AFTER TAXES										9.852,99 €							
POSSIBLE INCOME FROM ADVERTISEMENTS										702,80 €							
INCOME AFTER TRACK PAYMENT AND TAX										220.666,87 €							
INCOME AFTER TRACK PAYMENT AND TAX PER MONTH										15.761,92 €							
INCOME AFTER TRACK PAYMENT AND TAX PER CAR+ACCU										44.133,37 €							
INCOME AFTER TRACK PAYMENT AND TAX PER CAR/MONTH										3.152,38 €							
TRACK & CAR INFO																	
COST OF 1 CAR										30.000,00 €							
COST OF 1 ACCUMULATOR CONTAINER										6.500,00 €							
TO										TC	TT						
-TW----	9	21	12														
M--TF--	9	21	12														
----SS	9	21	12														
TOTAL INCOME AFTER TAXES										266.838,38 €							
TOTAL INCOME PER CAR AFTER TAXES										46.595,55 €							
TOTAL INCOME PER ACCUMULATOR CONTAINER AFTER TAXES										9.852,99 €							
POSSIBLE INCOME FROM ADVERTISEMENTS										702,80 €							
INCOME AFTER TRACK PAYMENT AND TAX										220.666,87 €							
INCOME AFTER TRACK PAYMENT AND TAX PER MONTH										15.761,92 €							
INCOME AFTER TRACK PAYMENT AND TAX PER CAR+ACCU										44.133,37 €							
INCOME AFTER TRACK PAYMENT AND TAX PER CAR/MONTH										3.152,38 €							
TRACK PROFIT										43.270,25 €							
TRACK PROFIT PER MONTH										3.090,73 €							
TRACK PR PER MONTH/CAR										618,15 €							
INCOME AFTER TRACK PAYMENT AND TAX PER CAR										34.052,45 €							
INCOME AFTER TRACK PAYMENT AND TAX PER ACCUMULATOR CONTAINER										7.200,66 €							
INCOME PER CAR PER MONTH										2.432,32 €							
INCOME PER ACCU PER MONTH										514,33 €							
CAR DEPRECIATION MONTH										13							
ACC DEPRECIATION MONTH										13							

END PHASE																	
STRT Y	4	STRT M	12	END Y	5	END M	7	TOTAL M	7	BREAK P	1	STRT M TOT	54	END M	61		
CARS:	5	ACCONT:	7	LENGTH:		FEE PER CAR:	400 €	FEE PER ACC:	60 €	RETURN %:	30,0%	BASE AMOUNT:	2 €	CHARGE PER MINUTE:	1,44 €		
DAY	TYPE	AVLBL DT	<7MINS (AVG:5)	7-12 (AVG 10)	12-16 (AVG 14)	16-22(AVG 19)	>22 (AVG 25)	PROFIT PER DAY	PROFIT TOTAL	users	minutes used	ax minutes possib	C	A			
-TW----	2	1	2	3	2	2	2	249,68 €	499,36 €	10	160	1290	3	4			
M--TF--	3	2	4	5	4	4	4	499,36 €	1.498,08 €	20	319	1290	3	4			
----SS	2	4	12	14	13	12	12	1.373,24 €	2.746,48 €	55	877	1290	3	4			
GREECE				KW COST	0,1323 €												
GREECE				CAR MNTN	- €												
GREECE				CAR WORK	- €												
GREECE				TOTAL WRK	- €												
TOTAL SUM PER WEEK										4.743,92 €	190	EARN FROM CARS	3.875,91 €				
TOTAL SUM PER MONTH										20.627,58 €	826	EARN FROM ACCO	868,01 €				
TOTAL SUM PERIOD 1										144.393,07 €	5782	TOTAL FROM CAR	117.973,02 €				
TOTAL SUM PERIOD 1										144.393,07 €	5782	TOTAL FROM ACCO	26.420,05 €				
EARNINGS PER CAR										23.594,60 €							
EARNINGS PER ACCUMULATOR CONTAINER										3.774,29 €							
TOTAL INCOME AFTER TAXES										109.738,73 €							
TOTAL INCOME PER CAR AFTER TAXES										21.942,98 €							
TOTAL INCOME PER ACCUMULATOR CONTAINER AFTER TAXES										3.510,09 €							
POSSIBLE INCOME FROM ADVERTISEMENTS										289,10 €							
INCOME AFTER TRACK PAYMENT AND TAX										93.757,11 €							
INCOME AFTER TRACK PAYMENT AND TAX PER MONTH										13.393,87 €							
INCOME AFTER TRACK PAYMENT AND TAX PER CAR+ACCU										18.751,42 €							
INCOME AFTER TRACK PAYMENT AND TAX PER CAR/MONTH										2.678,77 €							
TRACK & CAR INFO																	
COST OF 1 CAR										30.000,00 €							
COST OF 1 ACCUMULATOR CONTAINER										6.500,00 €							
TO										TC	TT						
-TW----	9	21	12														
M--TF--	9	21	12														
----SS	9	21	12														
TOTAL INCOME AFTER TAXES										109.738,73 €							
TOTAL INCOME PER CAR AFTER TAXES										21.942,98 €							
TOTAL INCOME PER ACCUMULATOR CONTAINER AFTER TAXES										3.510,09 €							
POSSIBLE INCOME FROM ADVERTISEMENTS										289,10 €							
INCOME AFTER TRACK PAYMENT AND TAX										93.757,11 €							
INCOME AFTER TRACK PAYMENT AND TAX PER MONTH										13.393,87 €							
INCOME AFTER TRACK PAYMENT AND TAX PER CAR+ACCU										18.751,42 €							
INCOME AFTER TRACK PAYMENT AND TAX PER CAR/MONTH										2.678,77 €							
TRACK PROFIT										14.530,99 €							
TRACK PROFIT PER MONTH										2.075,86 €							
TRACK PR PER MONTH/CAR										415,17 €							
INCOME AFTER TRACK PAYMENT AND TAX PER CAR										15.320,42 €							
INCOME AFTER TRACK PAYMENT AND TAX PER ACCUMULATOR CONTAINER										2.450,72 €							
INCOME PER CAR PER MONTH										2.188,63 €							
INCOME PER ACCU PER MONTH										350,10 €							
CAR DEPRECIATION MONTH										14							
ACC DEPRECIATION MONTH										19							

MUGELLO CIRCUIT - "MUGELLINO KART TRACK"

TOTAL																																																																																																																																																																																																																																																							
PHASES	INTRO	2	GROW 1	1	GROW 2	4	GROW 3	6	MAT 1	14	MAT 2	10	MAT 3	14	END PHASE			9																																																																																																																																																																																																																																					
MONTHS	TOTAL INCOME	STRT Y	STRT M	END Y	END M	RETURN %	INCOME AFTER TAX	TRACK PROFIT	INCOME AFTER TAX	INCOME PER CAR	INCOME PER ACCUMULATOR	PROFIT	RACES	RACES/MONTH	CARS	ACCU	BREAK																																																																																																																																																																																																																																						
I	2	28.149,63 €	1	9	1	11	35,0%	21.956,72 €	7.136,81 €	14.271,86 €	3.567,97 €	- €	14.271,86 €	1034	517	4	7	0																																																																																																																																																																																																																																					
G1	1	22.945,50 €	1	11	1	12	35,0%	17.897,49 €	5.990,10 €	11.633,37 €	2.371,47 €	306,78 €	11.633,37 €	844	844	4	7	0																																																																																																																																																																																																																																					
G2	4	123.006,81 €	1	12	2	4	35,0%	95.945,31 €	20.724,77 €	74.124,45 €	10.751,95 €	1.068,08 €	74.124,45 €	4520	1130	6	9	1																																																																																																																																																																																																																																					
G3	6	233.476,38 €	2	4	2	10	35,0%	182.111,58 €	35.094,93 €	145.372,53 €	14.651,31 €	900,71 €	145.372,53 €	8580	1430	9	15	0																																																																																																																																																																																																																																					
M1	14	791.501,50 €	2	10	3	12	35,0%	617.371,17 €	149.243,61 €	464.291,26 €	37.880,49 €	8.224,46 €	464.291,26 €	29092	2078	9	15	1																																																																																																																																																																																																																																					
M2	10	496.758,26 €	3	12	4	10	35,0%	387.471,45 €	87.874,79 €	296.856,44 €	25.713,67 €	4.362,23 €	296.856,44 €	18260	1826	9	15	1																																																																																																																																																																																																																																					
M3	14	612.668,53 €	4	10	5	12	35,0%	477.881,45 €	100.422,21 €	373.622,94 €	33.819,41 €	4.616,55 €	373.622,94 €	22526	1609	9	15	1																																																																																																																																																																																																																																					
E	9	294.861,51 €	5	12	6	9	35,0%	229.991,98 €	37.531,00 €	189.994,79 €	19.847,19 €	758,00 €	189.994,79 €	10836	1204	9	15	1																																																																																																																																																																																																																																					
T	60	2.603.368,13 €						2.030.627,14 €	444.018,22 €	1.570.167,64 €	148.603,5 €	20.236,82 €	1.570.167,64 €	95692	1330																																																																																																																																																																																																																																								
MONTHLY																																																																																																																																																																																																																																																							
MONTHS	TOTAL INCOME	TRACK PROFIT	AFTER VAT & TRACK PAYMENT	INCOME PER CAR	INCOME PER ACCUMULATOR	PROFIT PER MONTH	RACES	TOTAL INCOME	TRACK PROFIT	INCOME AFTER TAX&TRACK	INCOME PER CAR	INCOME PER ACCUMULATOR	PROFIT	RACES																																																																																																																																																																																																																																									
0	3	17.031,71 €	4.375,64 €	8.635,08 €	1.979,81 €	102,26 €	8.635,08 €	626	51.095,14 €	13.126,91 €	25.905,23 €	5.939,44 €	306,78 €	25.905,23 €	1.878																																																																																																																																																																																																																																								
1	12	39.129,57 €	6.428,35 €	23.818,69 €	2.567,90 €	261,98 €	23.818,69 €	1.438	469.554,84 €	77.140,21 €	285.824,30 €	30.814,76 €	3.143,72 €	285.824,30 €	17.256																																																																																																																																																																																																																																								
2	12	56.535,82 €	10.660,26 €	33.163,66 €	2.705,75 €	587,46 €	33.163,66 €	2.078	678.429,86 €	127.923,10 €	397.963,94 €	32.468,99 €	7.049,53 €	397.963,94 €	24.936																																																																																																																																																																																																																																								
3	12	48.690,19 €	8.518,40 €	29.185,93 €	2.545,42 €	418,48 €	29.185,93 €	1.790	584.282,34 €	102.220,82 €	350.231,15 €	30.545,02 €	5.021,73 €	350.231,15 €	21.478																																																																																																																																																																																																																																								
4	12	43.762,04 €	7.173,01 €	26.687,35 €	2.415,67 €	329,75 €	26.687,35 €	1.609	525.144,45 €	86.076,18 €	320.248,24 €	28.988,06 €	3.957,05 €	320.248,24 €	19.308																																																																																																																																																																																																																																								
5	9	32.762,39 €	4.170,11 €	21.110,53 €	2.205,24 €	84,22 €	21.110,53 €	1.204	294.861,51 €	37.531,00 €	189.994,79 €	19.847,19 €	758,00 €	189.994,79 €	10.836																																																																																																																																																																																																																																								
6		- €	- €	- €	- €	- €	- €	-	- €	- €	- €	- €	- €	- €																																																																																																																																																																																																																																									
T	60									2.603.368,13 €	444.018,22 €	1.570.167,64 €	148.603,46 €	20.237																																																																																																																																																																																																																																									
INTRODUCTION PHASE																																																																																																																																																																																																																																																							
STRT Y	1	STRT M	9	END Y	1	END M	11	TOTAL M	2	BREAK P	0	STRT M TOT	0	END M	2																																																																																																																																																																																																																																								
CARS:	4	ACCONT:	7	LENGTH:	1,25	FEE PER CAR:		FEE PER ACC:		RETURN %:	35,0%	BASE AMOUNT:	2 €	CHARGE PER MINUTE	1,58 €																																																																																																																																																																																																																																								
DAY	TYPE	<7MINS (AVG:5)	7-12 (AVG:10)	12-16 (AVG:14)	16-22(AVG:19)	>22 (AVG:25)	PROFIT PER DAY	PROFIT TOTAL	users	minutes used	max minutes possible	C	A																																																																																																																																																																																																																																										
MTW----	3	1	2	3	3	2	299,21 €	897,63 €	11	175	870	2	3																																																																																																																																																																																																																																										
----TF--	2	1	3	4	3	3	380,81 €	761,63 €	14	223	870	2	3																																																																																																																																																																																																																																										
-----SS	2	2	6	8	7	6	788,83 €	1.577,66 €	29	463	1200	3	4																																																																																																																																																																																																																																										
<table border="1"> <tr> <td>KW COST</td> <td>0,2161 €</td> <td colspan="17"></td> </tr> <tr> <td>CAR MNNTN</td> <td>- €</td> <td colspan="17"></td> </tr> <tr> <td>CAR WORK</td> <td>- €</td> <td colspan="17"></td> </tr> <tr> <td>TOTAL WRK</td> <td>- €</td> <td colspan="17"></td> </tr> </table>																			KW COST	0,2161 €																		CAR MNNTN	- €																		CAR WORK	- €																		TOTAL WRK	- €																																																																																																																																																																										
KW COST	0,2161 €																																																																																																																																																																																																																																																						
CAR MNNTN	- €																																																																																																																																																																																																																																																						
CAR WORK	- €																																																																																																																																																																																																																																																						
TOTAL WRK	- €																																																																																																																																																																																																																																																						
<table border="1"> <tr> <td colspan="10">TOTAL SUM PER WEEK</td> <td>3.236,92 €</td> <td>119</td> <td>EARN FROM CARS</td> <td>3.236,92 €</td> <td colspan="5"></td> </tr> <tr> <td colspan="10">TOTAL SUM PER MONTH</td> <td>14.074,82 €</td> <td>517</td> <td>EARN FROM ACCO</td> <td>- €</td> <td colspan="5"></td> </tr> <tr> <td colspan="10">TOTAL SUM PERIOD 1</td> <td>28.149,63 €</td> <td>1034</td> <td>TOTAL FROM CAR</td> <td>28.149,63 €</td> <td colspan="5"></td> </tr> <tr> <td colspan="10">EARNINGS PER CAR</td> <td>7.037,41 €</td> <td></td> <td>TOTAL FROM ACCO</td> <td>- €</td> <td colspan="5"></td> </tr> <tr> <td colspan="10">EARNINGS PER ACCUMULATOR CONTAINER</td> <td>- €</td> <td colspan="9"></td> </tr> <tr> <td colspan="10">TOTAL INCOME AFTER TAXES</td> <td>21.956,72 €</td> <td></td> <td>TRACK INCOME AFTER TAX</td> <td>7.684,85 €</td> <td colspan="5"></td> </tr> <tr> <td colspan="10">TOTAL INCOME PER CAR AFTER TAXES</td> <td>6.896,66 €</td> <td></td> <td>TRACK INCOME PER MONTH</td> <td>3.842,43 €</td> <td colspan="5"></td> </tr> <tr> <td colspan="10">TOTAL INCOME PER ACCUMULATOR CONTAINER AFTER TAXES</td> <td>- €</td> <td></td> <td>TRACK INCOME PER CAR</td> <td>1.921,21 €</td> <td colspan="5"></td> </tr> <tr> <td colspan="10">INCOME AFTER TRACK PAYMENT AND TAX</td> <td>14.271,86 €</td> <td></td> <td>-/- PER CAR/MONTH</td> <td>960,61 €</td> <td colspan="5"></td> </tr> <tr> <td colspan="10">INCOME AFTER TRACK PAYMENT AND TAX PER MONTH</td> <td>7.135,93 €</td> <td></td> <td>ELECTRICITY COSTS</td> <td>548,04 €</td> <td colspan="5"></td> </tr> <tr> <td colspan="10">INCOME AFTER TRACK PAYMENT AND TAX PER CAR+ACCU</td> <td>3.567,97 €</td> <td></td> <td>MAINTENANCE COSTS</td> <td>- €</td> <td colspan="5"></td> </tr> <tr> <td colspan="10">INCOME AFTER TRACK PAYMENT AND TAX PER CAR/MONTH</td> <td>1.783,98 €</td> <td></td> <td>TOTAL COSTS</td> <td>548,04 €</td> <td colspan="5"></td> </tr> </table>																			TOTAL SUM PER WEEK										3.236,92 €	119	EARN FROM CARS	3.236,92 €						TOTAL SUM PER MONTH										14.074,82 €	517	EARN FROM ACCO	- €						TOTAL SUM PERIOD 1										28.149,63 €	1034	TOTAL FROM CAR	28.149,63 €						EARNINGS PER CAR										7.037,41 €		TOTAL FROM ACCO	- €						EARNINGS PER ACCUMULATOR CONTAINER										- €										TOTAL INCOME AFTER TAXES										21.956,72 €		TRACK INCOME AFTER TAX	7.684,85 €						TOTAL INCOME PER CAR AFTER TAXES										6.896,66 €		TRACK INCOME PER MONTH	3.842,43 €						TOTAL INCOME PER ACCUMULATOR CONTAINER AFTER TAXES										- €		TRACK INCOME PER CAR	1.921,21 €						INCOME AFTER TRACK PAYMENT AND TAX										14.271,86 €		-/- PER CAR/MONTH	960,61 €						INCOME AFTER TRACK PAYMENT AND TAX PER MONTH										7.135,93 €		ELECTRICITY COSTS	548,04 €						INCOME AFTER TRACK PAYMENT AND TAX PER CAR+ACCU										3.567,97 €		MAINTENANCE COSTS	- €						INCOME AFTER TRACK PAYMENT AND TAX PER CAR/MONTH										1.783,98 €		TOTAL COSTS	548,04 €					
TOTAL SUM PER WEEK										3.236,92 €	119	EARN FROM CARS	3.236,92 €																																																																																																																																																																																																																																										
TOTAL SUM PER MONTH										14.074,82 €	517	EARN FROM ACCO	- €																																																																																																																																																																																																																																										
TOTAL SUM PERIOD 1										28.149,63 €	1034	TOTAL FROM CAR	28.149,63 €																																																																																																																																																																																																																																										
EARNINGS PER CAR										7.037,41 €		TOTAL FROM ACCO	- €																																																																																																																																																																																																																																										
EARNINGS PER ACCUMULATOR CONTAINER										- €																																																																																																																																																																																																																																													
TOTAL INCOME AFTER TAXES										21.956,72 €		TRACK INCOME AFTER TAX	7.684,85 €																																																																																																																																																																																																																																										
TOTAL INCOME PER CAR AFTER TAXES										6.896,66 €		TRACK INCOME PER MONTH	3.842,43 €																																																																																																																																																																																																																																										
TOTAL INCOME PER ACCUMULATOR CONTAINER AFTER TAXES										- €		TRACK INCOME PER CAR	1.921,21 €																																																																																																																																																																																																																																										
INCOME AFTER TRACK PAYMENT AND TAX										14.271,86 €		-/- PER CAR/MONTH	960,61 €																																																																																																																																																																																																																																										
INCOME AFTER TRACK PAYMENT AND TAX PER MONTH										7.135,93 €		ELECTRICITY COSTS	548,04 €																																																																																																																																																																																																																																										
INCOME AFTER TRACK PAYMENT AND TAX PER CAR+ACCU										3.567,97 €		MAINTENANCE COSTS	- €																																																																																																																																																																																																																																										
INCOME AFTER TRACK PAYMENT AND TAX PER CAR/MONTH										1.783,98 €		TOTAL COSTS	548,04 €																																																																																																																																																																																																																																										
<table border="1"> <tr> <td colspan="10">TRACK & CAR INFO</td> <td colspan="2">TRACK PROFIT</td> <td>7.136,81 €</td> <td colspan="6"></td> </tr> <tr> <td colspan="10">COST OF 1 CAR</td> <td colspan="2">TRACK PROFIT PER MONTH</td> <td>3.568,40 €</td> <td colspan="6"></td> </tr> <tr> <td colspan="10">COST OF 1 ACCUMULATOR CONTAINER</td> <td colspan="2">TRACK PR PER MONTH/CAR</td> <td>892,10 €</td> <td colspan="6"></td> </tr> <tr> <td colspan="10"> <table border="1"> <tr> <td>TO</td> <td>TC</td> <td>TT</td> <td colspan="7"></td> </tr> <tr> <td>9</td> <td>17</td> <td>8</td> <td colspan="7"></td> </tr> <tr> <td>9</td> <td>17</td> <td>8</td> <td colspan="7"></td> </tr> <tr> <td>9</td> <td>19</td> <td>10</td> <td colspan="7"></td> </tr> </table> </td> <td colspan="2">INCOME AFTER TRACK PAYMENT AND TAX PER CAR</td> <td>3.567,97 €</td> <td colspan="6"></td> </tr> <tr> <td colspan="10">INCOME AFTER TRACK PAYMENT AND TAX PER ACCUMULATOR CONTAINER</td> <td colspan="2">INCOME PER CAR PER MONTH</td> <td>1.783,98 €</td> <td colspan="2">CAR DEPRECIATION MONTH</td> <td>17</td> <td colspan="4"></td> </tr> <tr> <td colspan="10">INCOME AFTER TRACK PAYMENT AND TAX PER CAR+ACCU</td> <td colspan="2">INCOME PER ACCU PER MONTH</td> <td>- €</td> <td colspan="2">ACC DEPRECIATION MONTH</td> <td>#ΔIAIP./O!</td> <td colspan="4"></td> </tr> </table>																			TRACK & CAR INFO										TRACK PROFIT		7.136,81 €							COST OF 1 CAR										TRACK PROFIT PER MONTH		3.568,40 €							COST OF 1 ACCUMULATOR CONTAINER										TRACK PR PER MONTH/CAR		892,10 €							<table border="1"> <tr> <td>TO</td> <td>TC</td> <td>TT</td> <td colspan="7"></td> </tr> <tr> <td>9</td> <td>17</td> <td>8</td> <td colspan="7"></td> </tr> <tr> <td>9</td> <td>17</td> <td>8</td> <td colspan="7"></td> </tr> <tr> <td>9</td> <td>19</td> <td>10</td> <td colspan="7"></td> </tr> </table>										TO	TC	TT								9	17	8								9	17	8								9	19	10								INCOME AFTER TRACK PAYMENT AND TAX PER CAR		3.567,97 €							INCOME AFTER TRACK PAYMENT AND TAX PER ACCUMULATOR CONTAINER										INCOME PER CAR PER MONTH		1.783,98 €	CAR DEPRECIATION MONTH		17					INCOME AFTER TRACK PAYMENT AND TAX PER CAR+ACCU										INCOME PER ACCU PER MONTH		- €	ACC DEPRECIATION MONTH		#ΔIAIP./O!																																																																													
TRACK & CAR INFO										TRACK PROFIT		7.136,81 €																																																																																																																																																																																																																																											
COST OF 1 CAR										TRACK PROFIT PER MONTH		3.568,40 €																																																																																																																																																																																																																																											
COST OF 1 ACCUMULATOR CONTAINER										TRACK PR PER MONTH/CAR		892,10 €																																																																																																																																																																																																																																											
<table border="1"> <tr> <td>TO</td> <td>TC</td> <td>TT</td> <td colspan="7"></td> </tr> <tr> <td>9</td> <td>17</td> <td>8</td> <td colspan="7"></td> </tr> <tr> <td>9</td> <td>17</td> <td>8</td> <td colspan="7"></td> </tr> <tr> <td>9</td> <td>19</td> <td>10</td> <td colspan="7"></td> </tr> </table>										TO	TC	TT								9	17	8								9	17	8								9	19	10								INCOME AFTER TRACK PAYMENT AND TAX PER CAR		3.567,97 €																																																																																																																																																																																																			
TO	TC	TT																																																																																																																																																																																																																																																					
9	17	8																																																																																																																																																																																																																																																					
9	17	8																																																																																																																																																																																																																																																					
9	19	10																																																																																																																																																																																																																																																					
INCOME AFTER TRACK PAYMENT AND TAX PER ACCUMULATOR CONTAINER										INCOME PER CAR PER MONTH		1.783,98 €	CAR DEPRECIATION MONTH		17																																																																																																																																																																																																																																								
INCOME AFTER TRACK PAYMENT AND TAX PER CAR+ACCU										INCOME PER ACCU PER MONTH		- €	ACC DEPRECIATION MONTH		#ΔIAIP./O!																																																																																																																																																																																																																																								

GROWTH PHASE 1															
STRT Y	1	STRT M	11	END Y	1	END M	12	TOTAL M	1	BREAK P	0	STRT M TOT	2	END M	3
CARS:	4	ACCONT:	7	LENGTH:	1,25	FEE PER CAR:	- €	FEE PER ACC:	- €	RETURN %:	35,0%	BASE AMOUNT:	2 €	CHARGE PER MINUTE:	1,58 €
DAY	TYPE	AVLBL DT	<7MINS (AVG:5)	7-12 (AVG 10)	12-16 (AVG 14)	16-22(AVG 19)	>22 (AVG 25)	PROFIT PER DAY	PROFIT TOTAL	users	minutes used	ax minutes possit	C	A	
MTW----	3		5	10	14	19	25	489,62 €	1.468,85 €	18	287	870	2	3	
----TF--	2			2	5	6	5	598,42 €	1.196,84 €	22	351	870	2	3	
----SS	2			4	10	12	10	1.305,65 €	2.611,30 €	48	766	1200	3	4	
VAT		ITALY	22 MONTHS	1	KW COST 0,2161 € CAR MNTN - € CAR WORK - € TOTAL WRK - €		TOTAL SUM PER WEEK 5.276,99 € TOTAL SUM PER MONTH 22.945,50 € TOTAL SUM PERIOD 1 22.945,50 €		EARNINGS PER CAR 4.677,45 € EARNINGS PER ACCUMULATOR CONTAINER 605,10 €		194 EARN FROM CARS 4.302,87 € 844 EARN FROM ACCO 974,12 €				
TRACK & CAR INFO		COST OF 1 CAR 30.000,00 € COST OF 1 ACCUMULATOR CONTAINER 6.500,00 €		TO TC TT		TOTAL INCOME AFTER TAXES 17.897,49 € TOTAL INCOME PER CAR AFTER TAXES 4.630,68 € TOTAL INCOME PER ACCUMULATOR CONTAINER AFTER TAXES 599,05 €		TRACK INCOME AFTER TAX 6.264,12 € TRACK INCOME PER MONTH 6.264,12 € TRACK INCOME PER CAR 1.566,03 €		POSSIBLE INCOME FROM ADVERTISEMENTS 42,20 € INCOME AFTER TRACK PAYMENT AND TAX 11.633,37 €		ELECTRICITY COSTS 274,02 €			
INCOME AFTER TRACK PAYMENT AND TAX PER CAR+ACCU 2.908,34 € INCOME AFTER TRACK PAYMENT AND TAX PER CAR/MONTH 2.908,34 €		TRACK PROFIT 5.990,10 € TRACK PROFIT PER MONTH 5.990,10 € TRACK PR PER MONTH/CAR 1.497,53 €		INCOME AFTER TRACK PAYMENT AND TAX PER CAR 2.371,47 € INCOME AFTER TRACK PAYMENT AND TAX PER ACCUMULATOR CONTAINER 306,78 €		INCOME PER CAR PER MONTH 2.371,47 € INCOME PER ACCU PER MONTH 306,78 €		CAR DEPRECIATION MONTH 13 ACC DEPRECIATION MONTH 22							
GROWTH PHASE 2															
STRT Y	1	STRT M	12	END Y	2	END M	4	TOTAL M	4	BREAK P	1	STRT M TOT	3	END M	7
CARS:	6	ACCONT:	9	LENGTH:	1,25	FEE PER CAR:	400 €	FEE PER ACC:	60 €	RETURN %:	35,0%	BASE AMOUNT:	2 €	CHARGE PER MINUTE:	1,58 €
DAY	TYPE	AVLBL DT	<7MINS (AVG:5)	7-12 (AVG 10)	12-16 (AVG 14)	16-22(AVG 19)	>22 (AVG 25)	PROFIT PER DAY	PROFIT TOTAL	users	minutes used	ax minutes possit	C	A	
MTW----	3		5	10	14	19	25	652,82 €	1.958,47 €	24	383	1170	2	3	
----TF--	2			2	5	6	6	870,43 €	1.740,86 €	32	510	1170	2	3	
----SS	2			3	7	8	8	1.686,46 €	3.372,92 €	62	989	1620	3	4	
VAT		ITALY	22 MONTHS	4	KW COST 0,2161 € CAR MNTN - € CAR WORK - € TOTAL WRK - €		TOTAL SUM PER WEEK 7.072,26 € TOTAL SUM PER MONTH 30.751,70 € TOTAL SUM PERIOD 1 123.006,81 €		EARNINGS PER CAR 17.842,46 € EARNINGS PER ACCUMULATOR CONTAINER 1.772,45 €		260 EARN FROM CARS 6.155,10 € 1130 EARN FROM ACCO 917,16 €				
TRACK & CAR INFO		COST OF 1 CAR 30.000,00 € COST OF 1 ACCUMULATOR CONTAINER 6.500,00 €		TO TC TT		TOTAL INCOME AFTER TAXES 95.945,31 € TOTAL INCOME PER CAR AFTER TAXES 17.128,76 € TOTAL INCOME PER ACCUMULATOR CONTAINER AFTER TAXES 1.701,55 €		TRACK INCOME AFTER TAX 21.820,86 € TRACK INCOME PER MONTH 5.455,21 € TRACK INCOME PER CAR 3.636,81 €		POSSIBLE INCOME FROM ADVERTISEMENTS 226,00 € INCOME AFTER TRACK PAYMENT AND TAX 74.124,45 €		ELECTRICITY COSTS 1.096,09 €			
INCOME AFTER TRACK PAYMENT AND TAX PER CAR+ACCU 12.354,08 € INCOME AFTER TRACK PAYMENT AND TAX PER CAR/MONTH 3.088,52 €		TRACK PROFIT 20.724,77 € TRACK PROFIT PER MONTH 5.181,19 € TRACK PR PER MONTH/CAR 863,53 €		INCOME AFTER TRACK PAYMENT AND TAX PER CAR 10.751,95 € INCOME AFTER TRACK PAYMENT AND TAX PER ACCUMULATOR CONTAINER 1.068,08 €		INCOME PER CAR PER MONTH 2.687,99 € INCOME PER ACCU PER MONTH 267,02 €		CAR DEPRECIATION MONTH 12 ACC DEPRECIATION MONTH 25							

GROWTH PHASE 3															
STRT Y	2	STRT M	4	END Y	2	END M	10	TOTAL M	6	BREAK P	0	STRT M TOT	7	END M	13
CARS:	9	ACCONT:	15	LENGTH:	1,25	FEE PER CAR:	400 €	FEE PER ACC:	60 €	RETURN %:	35,0%	BASE AMOUNT:	2 €	CHARGE PER MINUTE:	1,58 €
DAY	TYPE	AVLBL DT	<7MINS (AVG:5)	7-12 (AVG 10)	12-16 (AVG 14)	16-22(AVG 19)	>22 (AVG 25)	PROFIT PER DAY	PROFIT TOTAL	users	minutes used	ax minutes possit	C	A	
MTW----	3		5	2	6	8	7	788,83 €	2.366,49 €	29	1890		2	3	
----TF--	2			3	8	10	9	1.033,64 €	2.067,28 €	38	606	1890	2	3	
-----SS	2				7	17	22	2.257,68 €	4.515,37 €	83	1324	2610	3	4	
VAT		ITALY	22 MONTHS	6	KW COST 0,2161 € CAR MNTN - € CAR WORK - € TOTAL WRK - €		TOTAL SUM PER WEEK 8.949,13 € TOTAL SUM PER MONTH 38.912,73 € TOTAL SUM PERIOD 1 233.476,38 €		EARNINGS PER CAR 23.530,82 € EARNINGS PER ACCUMULATOR CONTAINER 1.446,60 €		329 EARN FROM CARS 8.117,41 € 1430 EARN FROM ACCO 831,72 € 8580 TOTAL FROM CAR 211.777,41 € TOTAL FROM ACCO 21.698,97 €				
TRACK & CAR INFO		COST OF 1 CAR 30.000,00 € COST OF 1 ACCUMULATOR CONTAINER 6.500,00 €		TO TC TT		TOTAL INCOME AFTER TAXES 182.111,58 € TOTAL INCOME PER CAR AFTER TAXES 22.118,97 € TOTAL INCOME PER ACCUMULATOR CONTAINER AFTER TAXES 1.359,80 €		EARNINGS PER CAR 23.530,82 € EARNINGS PER ACCUMULATOR CONTAINER 1.446,60 €		TRACK INCOME AFTER TAX 36.739,05 € TRACK INCOME PER MONTH 6.123,18 € TRACK INCOME PER CAR 4.082,12 €					
TRACK & CAR INFO		COST OF 1 CAR 30.000,00 € COST OF 1 ACCUMULATOR CONTAINER 6.500,00 €		TO TC TT		TOTAL INCOME PER ACCUMULATOR CONTAINER AFTER TAXES 1.359,80 € POSSIBLE INCOME FROM ADVERTISEMENTS 429,00 € INCOME AFTER TRACK PAYMENT AND TAX 145.372,53 €		EARNINGS PER CAR 23.530,82 € EARNINGS PER ACCUMULATOR CONTAINER 1.446,60 €		TRACK INCOME AFTER TAX 36.739,05 € TRACK INCOME PER MONTH 6.123,18 € TRACK INCOME PER CAR 4.082,12 €					
TRACK & CAR INFO		COST OF 1 CAR 30.000,00 € COST OF 1 ACCUMULATOR CONTAINER 6.500,00 €		TO TC TT		INCOME AFTER TRACK PAYMENT AND TAX PER MONTH 24.228,75 € INCOME AFTER TRACK PAYMENT AND TAX PER CAR+ACCU 16.152,50 € INCOME AFTER TRACK PAYMENT AND TAX PER CAR/MONTH 2.692,08 €		EARNINGS PER CAR 23.530,82 € EARNINGS PER ACCUMULATOR CONTAINER 1.446,60 €		ELECTRICITY COSTS 1.644,13 € MAINTENANCE COSTS - € TOTAL COSTS 1.644,13 €					
TRACK & CAR INFO		COST OF 1 CAR 30.000,00 € COST OF 1 ACCUMULATOR CONTAINER 6.500,00 €		TO TC TT		INCOME AFTER TRACK PAYMENT AND TAX PER CAR 14.651,31 € INCOME AFTER TRACK PAYMENT AND TAX PER ACCUMULATOR CONTAINER 900,71 € INCOME PER CAR PER MONTH 2.441,89 € INCOME PER ACCU PER MONTH 150,12 €		EARNINGS PER CAR 23.530,82 € EARNINGS PER ACCUMULATOR CONTAINER 1.446,60 €		TRACK PROFIT 35.094,93 € TRACK PROFIT PER MONTH 5.849,15 € TRACK PR PER MONTH/CAR 649,91 €					
TRACK & CAR INFO		COST OF 1 CAR 30.000,00 € COST OF 1 ACCUMULATOR CONTAINER 6.500,00 €		TO TC TT		INCOME PER CAR PER MONTH 2.441,89 € INCOME PER ACCU PER MONTH 150,12 €		EARNINGS PER CAR 23.530,82 € EARNINGS PER ACCUMULATOR CONTAINER 1.446,60 €		CAR DEPRECIATION MONTH 13 ACC DEPRECIATION MONTH 44					
Maturity 1															
STRT Y	2	STRT M	10	END Y	3	END M	12	TOTAL M	14	BREAK P	1	STRT M TOT	13	END M	27
CARS:	9	ACCONT:	15	LENGTH:	1,25	FEE PER CAR:	400 €	FEE PER ACC:	60 €	RETURN %:	35,0%	BASE AMOUNT:	2 €	CHARGE PER MINUTE:	1,58 €
DAY	TYPE	AVLBL DT	<7MINS (AVG:5)	7-12 (AVG 10)	12-16 (AVG 14)	16-22(AVG 19)	>22 (AVG 25)	PROFIT PER DAY	PROFIT TOTAL	users	minutes used	ax minutes possit	C	A	
MTW----	3		5	3	8	10	9	1.033,64 €	3.100,91 €	38	606	1890	2	3	
----TF--	2			4	11	13	12	1.387,25 €	2.774,50 €	51	813	1890	2	3	
-----SS	2				10	28	34	3.563,33 €	7.126,66 €	131	2089	2610	3	4	
VAT		ITALY	22 MONTHS	14	KW COST 0,2161 € CAR MNTN - € CAR WORK - € TOTAL WRK - €		TOTAL SUM PER WEEK 13.002,08 € TOTAL SUM PER MONTH 56.535,82 € TOTAL SUM PERIOD 1 791.501,50 €		EARNINGS PER CAR 64.576,84 € EARNINGS PER ACCUMULATOR CONTAINER 14.020,66 €		478 EARN FROM CARS 9.547,30 € 2078 EARN FROM ACCO 3.454,78 € 29092 TOTAL FROM CAR 581.191,60 € TOTAL FROM ACCO 210.309,90 €				
TRACK & CAR INFO		COST OF 1 CAR 30.000,00 € COST OF 1 ACCUMULATOR CONTAINER 6.500,00 €		TO TC TT		TOTAL INCOME AFTER TAXES 617.371,17 € TOTAL INCOME PER CAR AFTER TAXES 55.536,09 € TOTAL INCOME PER ACCUMULATOR CONTAINER AFTER TAXES 12.057,77 €		EARNINGS PER CAR 64.576,84 € EARNINGS PER ACCUMULATOR CONTAINER 14.020,66 €		TRACK INCOME AFTER TAX 153.079,91 € TRACK INCOME PER MONTH 10.934,28 € TRACK INCOME PER CAR 17.008,88 €					
TRACK & CAR INFO		COST OF 1 CAR 30.000,00 € COST OF 1 ACCUMULATOR CONTAINER 6.500,00 €		TO TC TT		TOTAL INCOME PER ACCUMULATOR CONTAINER AFTER TAXES 12.057,77 € POSSIBLE INCOME FROM ADVERTISEMENTS 1.454,60 € INCOME AFTER TRACK PAYMENT AND TAX 464.291,26 €		EARNINGS PER CAR 64.576,84 € EARNINGS PER ACCUMULATOR CONTAINER 14.020,66 €		TRACK INCOME AFTER TAX 153.079,91 € TRACK INCOME PER MONTH 10.934,28 € TRACK INCOME PER CAR 17.008,88 €					
TRACK & CAR INFO		COST OF 1 CAR 30.000,00 € COST OF 1 ACCUMULATOR CONTAINER 6.500,00 €		TO TC TT		INCOME AFTER TRACK PAYMENT AND TAX PER MONTH 33.163,66 € INCOME AFTER TRACK PAYMENT AND TAX PER CAR+ACCU 51.587,92 € INCOME AFTER TRACK PAYMENT AND TAX PER CAR/MONTH 3.684,85 €		EARNINGS PER CAR 64.576,84 € EARNINGS PER ACCUMULATOR CONTAINER 14.020,66 €		ELECTRICITY COSTS 3.836,30 € MAINTENANCE COSTS - € TOTAL COSTS 3.836,30 €					
TRACK & CAR INFO		COST OF 1 CAR 30.000,00 € COST OF 1 ACCUMULATOR CONTAINER 6.500,00 €		TO TC TT		INCOME AFTER TRACK PAYMENT AND TAX PER CAR 37.880,49 € INCOME AFTER TRACK PAYMENT AND TAX PER ACCUMULATOR CONTAINER 8.224,46 € INCOME PER CAR PER MONTH 2.705,75 € INCOME PER ACCU PER MONTH 587,46 €		EARNINGS PER CAR 64.576,84 € EARNINGS PER ACCUMULATOR CONTAINER 14.020,66 €		TRACK PROFIT 149.243,61 € TRACK PROFIT PER MONTH 10.660,26 € TRACK PR PER MONTH/CAR 1.184,47 €					
TRACK & CAR INFO		COST OF 1 CAR 30.000,00 € COST OF 1 ACCUMULATOR CONTAINER 6.500,00 €		TO TC TT		INCOME PER CAR PER MONTH 2.705,75 € INCOME PER ACCU PER MONTH 587,46 €		EARNINGS PER CAR 64.576,84 € EARNINGS PER ACCUMULATOR CONTAINER 14.020,66 €		CAR DEPRECIATION MONTH 12 ACC DEPRECIATION MONTH 12					

ENDING PHASE																
STRT Y	5	STRT M	12	END Y	6	END M	9	TOTAL M	9	BREAK P	1	STRT M TOT	51	END M	60	
CARS:	9	ACCONT:	15	LENGTH:		FEE PER CAR:	400 €	FEE PER ACC:	60 €	RETURN %:	35,0%	BASE AMOUNT:	2 €	CHARGE PER MINUTE:	1,58 €	
DAY	TYPE	<7MINS (AVG:5)	7-12 (AVG 10)	12-16 (AVG 14)	16-22(AVG 19)	>22 (AVG 25)	PROFIT PER DAY	PROFIT TOTAL				users	minutes used	ax minutes possit	C	A
MTW----	3	2	4	5	5	4	571,22 €	1.713,66 €	21	335	1890				2	3
----TF--	2	2	7	8	7	7	843,23 €	1.686,46 €	31	494	1890				2	3
----SS	2	6	16	20	18	16	2.067,28 €	4.134,55 €	76	1212	2610				3	4
VAT		ITALY	22 MONTHS	9	KW COST	0,2161 €	TOTAL SUM PER WEEK	7.534,68 €	277	EARN FROM CARS	7.083,77 €					
					CAR MNTN	- €	TOTAL SUM PER MONTH	32.762,39 €	1204	EARN FROM ACCO	450,91 €					
					CAR WORK	- €	TOTAL SUM PERIOD 1	294.861,51 €	10836	TOTAL FROM CAR	277.215,80 €					
					TOTAL WRK	- €	EARNINGS PER CAR	30.801,76 €		TOTAL FROM ACCO	17.645,71 €					
							EARNINGS PER ACCUMULATOR CONTAINER	1.176,38 €								
							TOTAL INCOME AFTER TAXES	229.991,98 €		TRACK INCOME AFTER TAX	39.997,19 €					
							TOTAL INCOME PER CAR AFTER TAXES	28.029,60 €		TRACK INCOME PER MONTH	4.444,13 €					
							TOTAL INCOME PER ACCUMULATOR CONTAINER AFTER TAXES	1.070,51 €		TRACK INCOME PER CAR	4.444,13 €					
							POSSIBLE INCOME FROM ADVERTISEMENTS	541,80 €		-/- PER CAR/MONTH	493,79 €					
							INCOME AFTER TRACK PAYMENT AND TAX	189.994,79 €		ELECTRICITY COSTS	2.466,19 €					
							INCOME AFTER TRACK PAYMENT AND TAX PER MONTH	21.110,53 €		MAINTENANCE COSTS	- €					
							INCOME AFTER TRACK PAYMENT AND TAX PER CAR+ACCU	21.110,53 €		TOTAL COSTS	2.466,19 €					
							INCOME AFTER TRACK PAYMENT AND TAX PER CAR/MONTH	2.345,61 €								
										TRACK PROFIT	37.531,00 €					
										TRACK PROFIT PER MONTH	4.170,11 €					
										TRACK PR PER MONTH/CAR	463,35 €					
										INCOME AFTER TRACK PAYMENT AND TAX PER CAR	19.847,19 €					
										INCOME AFTER TRACK PAYMENT AND TAX PER ACCUMULATOR CONTAINER	758,00 €					
										INCOME PER CAR PER MONTH	2.205,24 €					
										INCOME PER ACCU PER MONTH	84,22 €					
										CAR DEPRECIATION MONTH	14					
										ACC DEPRECIATION MONTH	78					

TRACK & CAR INFO

COST OF 1 CAR 30.000,00 €
COST OF 1 ACCUMULATOR CONTAINER 6.500,00 €

	TO	TC	TT
MTW----	9	17	8
----TF--	9	17	8
----SS	9	19	10

LA CONCA SOCCER KART TRACK

TOTAL																																																	
PHASES	INTRO	2	GROW 1	4	GROW 2	5			MAT 1	8	MAT 2	12	MAT 3	12	MAT 4	12	END PHASE	5																															
MONTHS	TOTAL INCOME	STRT Y	STRT M	END Y	END M	RETURN %	INCOME AFTER TAX	TRACK PROFIT	INCOME AFTER TAX & TRACK	INCOME PER CAR	INCOME PER ACCUMULATOR	PROFIT	RACES	RACES/MONTH	CARS	ACCU	BREAK																																
I	2	26.257,22 €	1 3	1 5		30,0%	20.480,63 €	498,25 €	19.176,44 €	3.835,29 €	- €	19.176,44 €	966	483	5	7	0																																
G1	4	86.104,77 €	1 5	1 9		30,0%	67.161,72 €	8.856,63 €	56.693,20 €	10.917,19 €	301,04 €	56.693,20 €	3164	791	5	7	0																																
G2	5	146.070,58 €	1 9	2 2		30,0%	113.935,06 €	14.865,65 €	97.054,54 €	12.816,88 €	666,95 €	97.054,54 €	5370	1074	7	11	1																																
M1	8	356.719,74 €	2 2	2 10		30,0%	278.241,40 €	52.568,64 €	222.448,98 €	22.786,83 €	5.721,92 €	222.448,98 €	13112	1639	7	11	0																																
M2	12	483.984,48 €	2 10	3 10		30,0%	377.507,89 €	66.896,70 €	305.775,53 €	31.811,05 €	7.554,38 €	305.775,53 €	17796	1483	7	11	1																																
M3	12	457.017,60 €	3 10	4 10		30,0%	356.473,73 €	60.586,45 €	291.051,61 €	30.903,79 €	6.793,19 €	291.051,61 €	16800	1400	7	11	1																																
M4	12	397.406,61 €	4 10	5 10		30,0%	309.977,16 €	46.637,48 €	258.504,01 €	29.982,40 €	4.420,66 €	258.504,01 €	14604	1217	7	11	1																																
E	5	120.049,91 €	5 10	6 3		30,0%	93.638,93 €	8.776,82 €	82.847,25 €	11.679,61 €	99,09 €	82.847,25 €	4415	883	7	11	1																																
T	60	2.073.610,93 €					1.617.416,52 €	259.686,61 €	1.333.551,57 €	154.733,02 €	25.557,23 €	1.333.551,57 €	76227	1121																																			
MONTHLY									YEARLY																																								
MONTHS	TOTAL INCOME	TRACK PROFIT	AFTER VAT & TRACK PAYMENT	INCOME PER CAR	INCOME PER ACCUMULATOR	PROFIT PER MONTH	RACES	TOTAL INCOME	TRACK PROFIT	INCOME AFTER TAX&TRACK	INCOME PER CAR	INCOME PER ACCUMULATOR	PROFIT	RACES																																			
0																																																	
1	9	22222,70 €	2.030,47 €	14.900,26 €	2.493,62 €	77,91 €	14.900,26 €	817	200.004,34 €	18.274,26 €	134.102,37 €	22.442,60 €	701,21 €	134.102,37 €	7.352																																		
2	12	41317,67 €	5.805,36 €	26.019,45 €	2.767,95 €	603,98 €	26.019,45 €	1.519	495.812,06 €	69.664,35 €	312.233,38 €	33.215,42 €	7.247,77 €	312.233,38 €	18.226																																		
3	12	39957,50 €	5.487,08 €	25.276,80 €	2.638,32 €	618,96 €	25.276,80 €	1.469	479.490,00 €	65.844,99 €	303.321,54 €	31.659,84 €	7.427,51 €	303.321,54 €	17.630																																		
4	12	37256,87 €	4.855,14 €	23.802,25 €	2.562,52 €	533,15 €	23.802,25 €	1.370	447.082,44 €	58.261,62 €	285.627,01 €	30.750,22 €	6.397,77 €	285.627,01 €	16.434																																		
5	12	31599,35 €	3.531,27 €	20.713,24 €	2.471,43 €	310,29 €	20.713,24 €	1.161	379.192,14 €	42.375,29 €	248.558,91 €	29.657,17 €	3.723,52 €	248.558,91 €	13.936																																		
6	3	24009,98 €	1.755,36 €	16.569,45 €	2.335,92 €	19,82 €	16.569,45 €	883	72.029,95 €	5.266,09 €	49.708,35 €	7.007,76 €	59,46 €	49.708,35 €	2.649																																		
T	60						2.073.610,93 €		259.686,61 €	1.333.551,57 €	154.733,02 €	25.557,23 €	1.333.551,57 €	76.227																																			
INTRODUCTION PHASE																																																	
STRT Y	1	STRT M	3	END Y	1	END M	5	TOTAL M	2	BREAK P	0	STRT M TOT	0	END M	2																																		
CARS:	5	ACCONT:	7	LENGTH:	1,25	FEE PER CAR:	400 €	FEE PER ACC:	60 €	RETURN %:	30,0%	BASE AMOUNT:	2 €	CHARGE PER MINUTE:	1,58 €																																		
DAY	AVLBL DT	<7MINS (AVG:5)	5	7-12 (AVG 10)	10	12-16 (AVG 14)	14	16-22(AVG 19)	19	>22 (AVG 25)	25	PROFIT PER DAY	users	minutes used	max minutes possible	C	A																																
MTW----	3	1	3	3	3	3	3	3	3	3	3	353,61 €	13	207	2070	4	7																																
----TF--	2	1	3	4	3	4	3	3	3	3	380,81 €	14	223	1290	3	4																																	
----SS	2	2	5	6	5	6	5	5	5	5	598,42 €	22	351	1290	3	4																																	
<table border="1"> <tr> <td>VAT</td> <td>ITALY</td> <td>22</td> <td>MONTHS</td> <td>2</td> <td>KW COST</td> <td>0,2161 €</td> <td>CAR MNTN</td> <td>- €</td> <td>CAR WORK</td> <td>- €</td> <td>TOTAL WRK</td> <td>- €</td> </tr> </table>												VAT	ITALY	22	MONTHS	2	KW COST	0,2161 €	CAR MNTN	- €	CAR WORK	- €	TOTAL WRK	- €	TOTAL SUM PER WEEK		3.019,31 €		111		EARN FROM CARS		3.019,31 €																
VAT	ITALY	22	MONTHS	2	KW COST	0,2161 €	CAR MNTN	- €	CAR WORK	- €	TOTAL WRK	- €																																					
												TOTAL SUM PER MONTH		13.128,61 €		483		EARN FROM ACCO		-																													
												TOTAL SUM PERIOD 1		26.257,22 €		966		TOTAL FROM CAR		26.257,22 €																													
												EARNINGS PER CAR		5.251,44 €				TOTAL FROM ACCO		-																													
												EARNINGS PER ACCUMULATOR CONTAINER		-																																			
												TOTAL INCOME AFTER TAXES		20.480,63 €				TRACK INCOME AFTER TAX		1.304,19 €																													
												TOTAL INCOME PER CAR AFTER TAXES		5.146,42 €				TRACK INCOME PER MONTH		652,10 €																													
												TOTAL INCOME PER ACCUMULATOR CONTAINER AFTER TAXES		-				TRACK INCOME PER CAR		260,84 €																													
																		-/- PER CAR/MONTH		130,42 €																													
												INCOME AFTER TRACK PAYMENT AND TAX		19.176,44 €				ELECTRICITY COSTS		805,94 €																													
												INCOME AFTER TRACK PAYMENT AND TAX PER MONTH		9.588,22 €				MAINTENANCE COSTS		-																													
												INCOME AFTER TRACK PAYMENT AND TAX PER CAR+ACCU		3.835,29 €				TOTAL COSTS		805,94 €																													
												INCOME AFTER TRACK PAYMENT AND TAX PER CAR/MONTH		1.917,64 €																																			
																		TRACK PROFIT		498,25 €																													
																		TRACK PROFIT PER MONTH		249,12 €																													
																		TRACK PR PER MONTH/CAR		49,82 €																													
												INCOME AFTER TRACK PAYMENT AND TAX PER CAR		3.835,29 €																																			
												INCOME AFTER TRACK PAYMENT AND TAX PER ACCUMULATOR CONTAINER		-																																			
												INCOME PER CAR PER MONTH		1.917,64 €				CAR DEPRECIATION MONTH		16																													
												INCOME PER ACCU PER MONTH		-				ACC DEPRECIATION MONTH		#ΔIAIP/0!																													
<table border="1"> <tr> <th colspan="4">TRACK & CAR INFO</th> </tr> <tr> <td colspan="2"></td> <td>COST OF 1 CAR</td> <td>30.000,00 €</td> </tr> <tr> <td colspan="2"></td> <td>COST OF 1 ACCUMULATOR CONTAINER</td> <td>6.500,00 €</td> </tr> <tr> <th>TO</th> <th>TC</th> <th>TT</th> <td></td> </tr> <tr> <td>MTW----</td> <td>10</td> <td>24</td> <td>14</td> </tr> <tr> <td>----TF--</td> <td>15</td> <td>24</td> <td>9</td> </tr> <tr> <td>----SS</td> <td>15</td> <td>24</td> <td>9</td> </tr> </table>												TRACK & CAR INFO						COST OF 1 CAR	30.000,00 €			COST OF 1 ACCUMULATOR CONTAINER	6.500,00 €	TO	TC	TT		MTW----	10	24	14	----TF--	15	24	9	----SS	15	24	9										
TRACK & CAR INFO																																																	
		COST OF 1 CAR	30.000,00 €																																														
		COST OF 1 ACCUMULATOR CONTAINER	6.500,00 €																																														
TO	TC	TT																																															
MTW----	10	24	14																																														
----TF--	15	24	9																																														
----SS	15	24	9																																														

GROWTH PHASE 1															
STRT Y	1	STRT M	5	END Y	1	END M	9	TOTAL M	4	BREAK P	0	STRT M TOT	2	END M	6
CARS:	5	ACCONT:	7	LENGTH:	1,25	FEE PER CAR:	400 €	FEE PER ACC:	60 €	RETURN %:	30,0%	BASE AMOUNT:	2 €	CHARGE PER MINUTE:	1,58 €
DAY	TYPE	AVLBL DT	<7MINS (AVG:5)	7-12 (AVG 10)	12-16 (AVG 14)	16-22(AVG 19)	>22 (AVG 25)	PROFIT PER DAY	PROFIT TOTAL	users	minutes used	ax minutes possib:	C	A	
MTW----	3	1	4	5	4	4	4	489,62 €	1.468,85 €	18	287	2070	4	7	
----TF--	2	2	5	6	6	5	5	625,62 €	1.251,25 €	23	367	1290	3	4	
----SS	2	3	9	11	10	9	9	1.115,24 €	2.230,48 €	41	654	1290	3	4	
VAT		ITALY	22 MONTHS	4	KW COST 0,2161 € CAR MNTN - € CAR WORK - € TOTAL WRK - €		TOTAL SUM PER WEEK 4.950,58 € TOTAL SUM PER MONTH 21.526,19 € TOTAL SUM PERIOD 1 86.104,77 €		182 EARN FROM CARS 4.766,57 € 791 EARN FROM ACCO 184,01 € 3164 TOTAL FROM CAR 82.904,28 €		TOTAL FROM ACCO 3.200,49 €				
				EARNINGS PER CAR 16.580,86 € EARNINGS PER ACCUMULATOR CONTAINER 457,21 €		TOTAL INCOME AFTER TAXES 67.161,72 € TOTAL INCOME PER CAR AFTER TAXES 15.917,62 € TOTAL INCOME PER ACCUMULATOR CONTAINER AFTER TAXES 438,92 €		TRACK INCOME AFTER TAX 10.468,52 € TRACK INCOME PER MONTH 2.617,13 € TRACK INCOME PER CAR 2.093,70 € -/- PER CAR/MONTH 523,43 €		ELECTRICITY COSTS 1.611,89 € MAINTENANCE COSTS - € TOTAL COSTS 1.611,89 €					
				INCOME AFTER TRACK PAYMENT AND TAX 56.693,20 € INCOME AFTER TRACK PAYMENT AND TAX PER MONTH 14.173,30 € INCOME AFTER TRACK PAYMENT AND TAX PER CAR+ACCU 11.338,64 € INCOME AFTER TRACK PAYMENT AND TAX PER CAR/MONTH 2.834,66 €		INCOME AFTER TRACK PAYMENT AND TAX PER CAR 10.917,19 € INCOME AFTER TRACK PAYMENT AND TAX PER ACCUMULATOR CONTAINER 301,04 € INCOME PER CAR PER MONTH 2.729,30 € INCOME PER ACCU PER MONTH 75,26 €		TRACK PROFIT 8.856,63 € TRACK PROFIT PER MONTH 2.214,16 € TRACK PR PER MONTH/CAR 442,83 €		CAR DEPRECIATION MONTH 11 ACC DEPRECIATION MONTH 87					
TRACK & CAR INFO															
				COST OF 1 CAR 30.000,00 € COST OF 1 ACCUMULATOR CONTAINER 6.500,00 €		TO TC TT		MTW---- 10 24 14 ----TF-- 15 24 9 ----SS 15 24 9							
GROWTH PHASE 2															
STRT Y	1	STRT M	9	END Y	2	END M	2	TOTAL M	5	BREAK P	1	STRT M TOT	6	END M	11
CARS:	7	ACCONT:	11	LENGTH:	1,25	FEE PER CAR:	400 €	FEE PER ACC:	60 €	RETURN %:	30,0%	BASE AMOUNT:	2 €	CHARGE PER MINUTE:	1,58 €
DAY	TYPE	AVLBL DT	<7MINS (AVG:5)	7-12 (AVG 10)	12-16 (AVG 14)	16-22(AVG 19)	>22 (AVG 25)	PROFIT PER DAY	PROFIT TOTAL	users	minutes used	ax minutes possib:	C	A	
MTW----	3	2	5	6	6	6	5	625,62 €	1.876,87 €	23	367	3150	4	7	
----TF--	2	2	6	7	7	6	6	734,43 €	1.468,85 €	27	431	1950	3	4	
----SS	2	5	13	16	15	13	13	1.686,46 €	3.372,92 €	62	989	1950	3	4	
VAT		ITALY	22 MONTHS	5	KW COST 0,2161 € CAR MNTN - € CAR WORK - € TOTAL WRK - €		TOTAL SUM PER WEEK 6.718,65 € TOTAL SUM PER MONTH 29.214,12 € TOTAL SUM PERIOD 1 146.070,58 €		247 EARN FROM CARS 6.210,78 € 1074 EARN FROM ACCO 507,87 € 5370 TOTAL FROM CAR 135.029,04 €		TOTAL FROM ACCO 11.041,54 €				
				EARNINGS PER CAR 19.289,86 € EARNINGS PER ACCUMULATOR CONTAINER 1.003,78 €		TOTAL INCOME AFTER TAXES 113.935,06 € TOTAL INCOME PER CAR AFTER TAXES 18.325,37 € TOTAL INCOME PER ACCUMULATOR CONTAINER AFTER TAXES 953,59 €		TRACK INCOME AFTER TAX 16.880,52 € TRACK INCOME PER MONTH 3.376,10 € TRACK INCOME PER CAR 2.411,50 € -/- PER CAR/MONTH 482,30 €		ELECTRICITY COSTS 2.014,86 € MAINTENANCE COSTS - € TOTAL COSTS 2.014,86 €					
				INCOME AFTER TRACK PAYMENT AND TAX 97.054,54 € INCOME AFTER TRACK PAYMENT AND TAX PER MONTH 19.410,91 € INCOME AFTER TRACK PAYMENT AND TAX PER CAR+ACCU 13.864,93 € INCOME AFTER TRACK PAYMENT AND TAX PER CAR/MONTH 2.772,99 €		INCOME AFTER TRACK PAYMENT AND TAX PER CAR 12.816,88 € INCOME AFTER TRACK PAYMENT AND TAX PER ACCUMULATOR CONTAINER 666,95 € INCOME PER CAR PER MONTH 2.563,38 € INCOME PER ACCU PER MONTH 133,39 €		TRACK PROFIT 14.865,65 € TRACK PROFIT PER MONTH 2.973,13 € TRACK PR PER MONTH/CAR 424,73 €		CAR DEPRECIATION MONTH 12 ACC DEPRECIATION MONTH 49					
TRACK & CAR INFO															
				COST OF 1 CAR 30.000,00 € COST OF 1 ACCUMULATOR CONTAINER 6.500,00 €		TO TC TT		MTW---- 10 24 14 ----TF-- 15 24 9 ----SS 15 24 9							

Maturity 1																																																																																																																									
STRT Y	2	STRT M	2	END Y	2	END M	10	TOTAL M	8	BREAK P	0	STRT M TOT	11	END M	19																																																																																																										
CARS:	7	ACCONT:	11	LENGTH:	1,25	FEE PER CAR:	400 €	FEE PER ACC:	60 €	RETURN %:	30,0%	BASE AMOUNT:	2 €	CHARGE PER MINUTE:	1,58 €																																																																																																										
DAY	TYPE	AVLBL DT	<7MINS (AVG:5)	7-12 (AVG 10)	12-16 (AVG 14)	16-22(AVG 19)	>22 (AVG 25)	PROFIT PER DAY	PROFIT TOTAL	users	minutes used	ax minutes possib:	C	A																																																																																																											
MTW----	3	2	5	10	14	19	25	788,83 €	2.366,49 €	29	463	3150	4	7																																																																																																											
----TF--	2	3	5	10	14	19	25	1.060,84 €	2.121,68 €	39	622	1950	3	4																																																																																																											
----SS	2	8	5	10	14	19	25	2.883,31 €	5.766,61 €	106	1691	1950	3	4																																																																																																											
<table border="1"> <tr><td>KW COST</td><td>0,2161 €</td></tr> <tr><td>CAR MNTN</td><td>- €</td></tr> <tr><td>CAR WORK</td><td>- €</td></tr> <tr><td>TOTAL WRK</td><td>- €</td></tr> </table>				KW COST	0,2161 €	CAR MNTN	- €	CAR WORK	- €	TOTAL WRK	- €	<table border="1"> <tr><td>TOTAL SUM PER WEEK</td><td>10.254,78 €</td><td>377</td><td>EARN FROM CARS</td><td>7.353,22 €</td></tr> <tr><td>TOTAL SUM PER MONTH</td><td>44.589,97 €</td><td>1639</td><td>EARN FROM ACCO</td><td>2.901,55 €</td></tr> <tr><td>TOTAL SUM PERIOD 1</td><td>356.719,74 €</td><td>13112</td><td>TOTAL FROM CAR</td><td>255.787,13 €</td></tr> <tr><td>EARNINGS PER CAR</td><td>36.541,02 €</td><td></td><td>TOTAL FROM ACCO</td><td>100.932,62 €</td></tr> <tr><td>EARNINGS PER ACCUMULATOR CONTAINER</td><td>9.175,69 €</td><td></td><td></td><td></td></tr> <tr><td>TOTAL INCOME AFTER TAXES</td><td>278.241,40 €</td><td></td><td>TRACK INCOME AFTER TAX</td><td>55.792,42 €</td></tr> <tr><td>TOTAL INCOME PER CAR AFTER TAXES</td><td>33.617,74 €</td><td></td><td>TRACK INCOME PER MONTH</td><td>6.974,05 €</td></tr> <tr><td>TOTAL INCOME PER ACCUMULATOR CONTAINER AFTER TAXES</td><td>8.441,64 €</td><td></td><td>TRACK INCOME PER CAR</td><td>7.970,35 €</td></tr> <tr><td></td><td></td><td></td><td>-/- PER CAR/MONTH</td><td>996,29 €</td></tr> <tr><td>INCOME AFTER TRACK PAYMENT AND TAX</td><td>222.448,98 €</td><td></td><td>ELECTRICITY COSTS</td><td>3.223,78 €</td></tr> <tr><td>INCOME AFTER TRACK PAYMENT AND TAX PER MONTH</td><td>27.806,12 €</td><td></td><td>MAINTENANCE COSTS</td><td>- €</td></tr> <tr><td>INCOME AFTER TRACK PAYMENT AND TAX PER CAR+ACCU</td><td>31.778,43 €</td><td></td><td>TOTAL COSTS</td><td>3.223,78 €</td></tr> <tr><td>INCOME AFTER TRACK PAYMENT AND TAX PER CAR/MONTH</td><td>3.972,30 €</td><td></td><td></td><td></td></tr> <tr><td></td><td></td><td></td><td>TRACK PROFIT</td><td>52.568,64 €</td></tr> <tr><td></td><td></td><td></td><td>TRACK PROFIT PER MONTH</td><td>6.571,08 €</td></tr> <tr><td></td><td></td><td></td><td>TRACK PR PER MONTH/CAR</td><td>938,73 €</td></tr> <tr><td>INCOME AFTER TRACK PAYMENT AND TAX PER CAR</td><td>22.786,83 €</td><td></td><td></td><td></td></tr> <tr><td>INCOME AFTER TRACK PAYMENT AND TAX PER ACCUMULATOR CONTAINER</td><td>5.721,92 €</td><td></td><td></td><td></td></tr> <tr><td>INCOME PER CAR PER MONTH</td><td>2.848,35 €</td><td></td><td>CAR DEPRECIATION MONTH</td><td>11</td></tr> <tr><td>INCOME PER ACCU PER MONTH</td><td>715,24 €</td><td></td><td>ACC DEPRECIATION MONTH</td><td>10</td></tr> </table>										TOTAL SUM PER WEEK	10.254,78 €	377	EARN FROM CARS	7.353,22 €	TOTAL SUM PER MONTH	44.589,97 €	1639	EARN FROM ACCO	2.901,55 €	TOTAL SUM PERIOD 1	356.719,74 €	13112	TOTAL FROM CAR	255.787,13 €	EARNINGS PER CAR	36.541,02 €		TOTAL FROM ACCO	100.932,62 €	EARNINGS PER ACCUMULATOR CONTAINER	9.175,69 €				TOTAL INCOME AFTER TAXES	278.241,40 €		TRACK INCOME AFTER TAX	55.792,42 €	TOTAL INCOME PER CAR AFTER TAXES	33.617,74 €		TRACK INCOME PER MONTH	6.974,05 €	TOTAL INCOME PER ACCUMULATOR CONTAINER AFTER TAXES	8.441,64 €		TRACK INCOME PER CAR	7.970,35 €				-/- PER CAR/MONTH	996,29 €	INCOME AFTER TRACK PAYMENT AND TAX	222.448,98 €		ELECTRICITY COSTS	3.223,78 €	INCOME AFTER TRACK PAYMENT AND TAX PER MONTH	27.806,12 €		MAINTENANCE COSTS	- €	INCOME AFTER TRACK PAYMENT AND TAX PER CAR+ACCU	31.778,43 €		TOTAL COSTS	3.223,78 €	INCOME AFTER TRACK PAYMENT AND TAX PER CAR/MONTH	3.972,30 €							TRACK PROFIT	52.568,64 €				TRACK PROFIT PER MONTH	6.571,08 €				TRACK PR PER MONTH/CAR	938,73 €	INCOME AFTER TRACK PAYMENT AND TAX PER CAR	22.786,83 €				INCOME AFTER TRACK PAYMENT AND TAX PER ACCUMULATOR CONTAINER	5.721,92 €				INCOME PER CAR PER MONTH	2.848,35 €		CAR DEPRECIATION MONTH	11	INCOME PER ACCU PER MONTH	715,24 €		ACC DEPRECIATION MONTH	10
KW COST	0,2161 €																																																																																																																								
CAR MNTN	- €																																																																																																																								
CAR WORK	- €																																																																																																																								
TOTAL WRK	- €																																																																																																																								
TOTAL SUM PER WEEK	10.254,78 €	377	EARN FROM CARS	7.353,22 €																																																																																																																					
TOTAL SUM PER MONTH	44.589,97 €	1639	EARN FROM ACCO	2.901,55 €																																																																																																																					
TOTAL SUM PERIOD 1	356.719,74 €	13112	TOTAL FROM CAR	255.787,13 €																																																																																																																					
EARNINGS PER CAR	36.541,02 €		TOTAL FROM ACCO	100.932,62 €																																																																																																																					
EARNINGS PER ACCUMULATOR CONTAINER	9.175,69 €																																																																																																																								
TOTAL INCOME AFTER TAXES	278.241,40 €		TRACK INCOME AFTER TAX	55.792,42 €																																																																																																																					
TOTAL INCOME PER CAR AFTER TAXES	33.617,74 €		TRACK INCOME PER MONTH	6.974,05 €																																																																																																																					
TOTAL INCOME PER ACCUMULATOR CONTAINER AFTER TAXES	8.441,64 €		TRACK INCOME PER CAR	7.970,35 €																																																																																																																					
			-/- PER CAR/MONTH	996,29 €																																																																																																																					
INCOME AFTER TRACK PAYMENT AND TAX	222.448,98 €		ELECTRICITY COSTS	3.223,78 €																																																																																																																					
INCOME AFTER TRACK PAYMENT AND TAX PER MONTH	27.806,12 €		MAINTENANCE COSTS	- €																																																																																																																					
INCOME AFTER TRACK PAYMENT AND TAX PER CAR+ACCU	31.778,43 €		TOTAL COSTS	3.223,78 €																																																																																																																					
INCOME AFTER TRACK PAYMENT AND TAX PER CAR/MONTH	3.972,30 €																																																																																																																								
			TRACK PROFIT	52.568,64 €																																																																																																																					
			TRACK PROFIT PER MONTH	6.571,08 €																																																																																																																					
			TRACK PR PER MONTH/CAR	938,73 €																																																																																																																					
INCOME AFTER TRACK PAYMENT AND TAX PER CAR	22.786,83 €																																																																																																																								
INCOME AFTER TRACK PAYMENT AND TAX PER ACCUMULATOR CONTAINER	5.721,92 €																																																																																																																								
INCOME PER CAR PER MONTH	2.848,35 €		CAR DEPRECIATION MONTH	11																																																																																																																					
INCOME PER ACCU PER MONTH	715,24 €		ACC DEPRECIATION MONTH	10																																																																																																																					
<table border="1"> <tr><th colspan="4">TRACK & CAR INFO</th></tr> <tr><td colspan="4">COST OF 1 CAR 30.000,00 €</td></tr> <tr><td colspan="4">COST OF 1 ACCUMULATOR CONTAINER 6.500,00 €</td></tr> <tr><th>TO</th><th>TC</th><th>TT</th><td></td></tr> <tr><td>MTW----</td><td>10</td><td>24</td><td>14</td></tr> <tr><td>----TF--</td><td>15</td><td>24</td><td>9</td></tr> <tr><td>----SS</td><td>15</td><td>24</td><td>9</td></tr> </table>				TRACK & CAR INFO				COST OF 1 CAR 30.000,00 €				COST OF 1 ACCUMULATOR CONTAINER 6.500,00 €				TO	TC	TT		MTW----	10	24	14	----TF--	15	24	9	----SS	15	24	9																																																																																										
TRACK & CAR INFO																																																																																																																									
COST OF 1 CAR 30.000,00 €																																																																																																																									
COST OF 1 ACCUMULATOR CONTAINER 6.500,00 €																																																																																																																									
TO	TC	TT																																																																																																																							
MTW----	10	24	14																																																																																																																						
----TF--	15	24	9																																																																																																																						
----SS	15	24	9																																																																																																																						
Maturity 2																																																																																																																									
STRT Y	2	STRT M	10	END Y	3	END M	10	TOTAL M	12	BREAK P	1	STRT M TOT	19	END M	31																																																																																																										
CARS:	7	ACCONT:	11	LENGTH:	1,25	FEE PER CAR:	400 €	FEE PER ACC:	60 €	RETURN %:	30,0%	BASE AMOUNT:	2 €	CHARGE PER MINUTE:	1,58 €																																																																																																										
DAY	TYPE	AVLBL DT	<7MINS (AVG:5)	7-12 (AVG 10)	12-16 (AVG 14)	16-22(AVG 19)	>22 (AVG 25)	PROFIT PER DAY	PROFIT TOTAL	users	minutes used	ax minutes possib:	C	A																																																																																																											
MTW----	3	2	5	10	14	19	25	680,03 €	2.040,08 €	25	399	3150	4	7																																																																																																											
----TF--	2	3	5	10	14	19	25	924,83 €	1.849,67 €	34	542	1950	3	4																																																																																																											
----SS	2	8	5	10	14	19	25	2.692,90 €	5.385,80 €	99	1579	1950	3	4																																																																																																											
<table border="1"> <tr><td>KW COST</td><td>0,2161 €</td></tr> <tr><td>CAR MNTN</td><td>- €</td></tr> <tr><td>CAR WORK</td><td>- €</td></tr> <tr><td>TOTAL WRK</td><td>- €</td></tr> </table>				KW COST	0,2161 €	CAR MNTN	- €	CAR WORK	- €	TOTAL WRK	- €	<table border="1"> <tr><td>TOTAL SUM PER WEEK</td><td>9.275,54 €</td><td>341</td><td>EARN FROM CARS</td><td>6.754,80 €</td></tr> <tr><td>TOTAL SUM PER MONTH</td><td>40.332,04 €</td><td>1483</td><td>EARN FROM ACCO</td><td>2.520,74 €</td></tr> <tr><td>TOTAL SUM PERIOD 1</td><td>483.984,48 €</td><td>17796</td><td>TOTAL FROM CAR</td><td>352.455,88 €</td></tr> <tr><td>EARNINGS PER CAR</td><td>50.350,84 €</td><td></td><td>TOTAL FROM ACCO</td><td>131.528,60 €</td></tr> <tr><td>EARNINGS PER ACCUMULATOR CONTAINER</td><td>11.957,15 €</td><td></td><td></td><td></td></tr> <tr><td>TOTAL INCOME AFTER TAXES</td><td>377.507,89 €</td><td></td><td>TRACK INCOME AFTER TAX</td><td>71.732,37 €</td></tr> <tr><td>TOTAL INCOME PER CAR AFTER TAXES</td><td>44.308,74 €</td><td></td><td>TRACK INCOME PER MONTH</td><td>5.977,70 €</td></tr> <tr><td>TOTAL INCOME PER ACCUMULATOR CONTAINER AFTER TAXES</td><td>10.522,29 €</td><td></td><td>TRACK INCOME PER CAR</td><td>10.247,48 €</td></tr> <tr><td></td><td></td><td></td><td>-/- PER CAR/MONTH</td><td>853,96 €</td></tr> <tr><td>INCOME AFTER TRACK PAYMENT AND TAX</td><td>305.775,53 €</td><td></td><td>ELECTRICITY COSTS</td><td>4.835,67 €</td></tr> <tr><td>INCOME AFTER TRACK PAYMENT AND TAX PER MONTH</td><td>25.481,29 €</td><td></td><td>MAINTENANCE COSTS</td><td>- €</td></tr> <tr><td>INCOME AFTER TRACK PAYMENT AND TAX PER CAR+ACCU</td><td>43.682,22 €</td><td></td><td>TOTAL COSTS</td><td>4.835,67 €</td></tr> <tr><td>INCOME AFTER TRACK PAYMENT AND TAX PER CAR/MONTH</td><td>3.640,18 €</td><td></td><td></td><td></td></tr> <tr><td></td><td></td><td></td><td>TRACK PROFIT</td><td>66.896,70 €</td></tr> <tr><td></td><td></td><td></td><td>TRACK PROFIT PER MONTH</td><td>5.574,72 €</td></tr> <tr><td></td><td></td><td></td><td>TRACK PR PER MONTH/CAR</td><td>796,39 €</td></tr> <tr><td>INCOME AFTER TRACK PAYMENT AND TAX PER CAR</td><td>31.811,05 €</td><td></td><td></td><td></td></tr> <tr><td>INCOME AFTER TRACK PAYMENT AND TAX PER ACCUMULATOR CONTAINER</td><td>7.554,38 €</td><td></td><td></td><td></td></tr> <tr><td>INCOME PER CAR PER MONTH</td><td>2.650,92 €</td><td></td><td>CAR DEPRECIATION MONTH</td><td>12</td></tr> <tr><td>INCOME PER ACCU PER MONTH</td><td>629,53 €</td><td></td><td>ACC DEPRECIATION MONTH</td><td>11</td></tr> </table>										TOTAL SUM PER WEEK	9.275,54 €	341	EARN FROM CARS	6.754,80 €	TOTAL SUM PER MONTH	40.332,04 €	1483	EARN FROM ACCO	2.520,74 €	TOTAL SUM PERIOD 1	483.984,48 €	17796	TOTAL FROM CAR	352.455,88 €	EARNINGS PER CAR	50.350,84 €		TOTAL FROM ACCO	131.528,60 €	EARNINGS PER ACCUMULATOR CONTAINER	11.957,15 €				TOTAL INCOME AFTER TAXES	377.507,89 €		TRACK INCOME AFTER TAX	71.732,37 €	TOTAL INCOME PER CAR AFTER TAXES	44.308,74 €		TRACK INCOME PER MONTH	5.977,70 €	TOTAL INCOME PER ACCUMULATOR CONTAINER AFTER TAXES	10.522,29 €		TRACK INCOME PER CAR	10.247,48 €				-/- PER CAR/MONTH	853,96 €	INCOME AFTER TRACK PAYMENT AND TAX	305.775,53 €		ELECTRICITY COSTS	4.835,67 €	INCOME AFTER TRACK PAYMENT AND TAX PER MONTH	25.481,29 €		MAINTENANCE COSTS	- €	INCOME AFTER TRACK PAYMENT AND TAX PER CAR+ACCU	43.682,22 €		TOTAL COSTS	4.835,67 €	INCOME AFTER TRACK PAYMENT AND TAX PER CAR/MONTH	3.640,18 €							TRACK PROFIT	66.896,70 €				TRACK PROFIT PER MONTH	5.574,72 €				TRACK PR PER MONTH/CAR	796,39 €	INCOME AFTER TRACK PAYMENT AND TAX PER CAR	31.811,05 €				INCOME AFTER TRACK PAYMENT AND TAX PER ACCUMULATOR CONTAINER	7.554,38 €				INCOME PER CAR PER MONTH	2.650,92 €		CAR DEPRECIATION MONTH	12	INCOME PER ACCU PER MONTH	629,53 €		ACC DEPRECIATION MONTH	11
KW COST	0,2161 €																																																																																																																								
CAR MNTN	- €																																																																																																																								
CAR WORK	- €																																																																																																																								
TOTAL WRK	- €																																																																																																																								
TOTAL SUM PER WEEK	9.275,54 €	341	EARN FROM CARS	6.754,80 €																																																																																																																					
TOTAL SUM PER MONTH	40.332,04 €	1483	EARN FROM ACCO	2.520,74 €																																																																																																																					
TOTAL SUM PERIOD 1	483.984,48 €	17796	TOTAL FROM CAR	352.455,88 €																																																																																																																					
EARNINGS PER CAR	50.350,84 €		TOTAL FROM ACCO	131.528,60 €																																																																																																																					
EARNINGS PER ACCUMULATOR CONTAINER	11.957,15 €																																																																																																																								
TOTAL INCOME AFTER TAXES	377.507,89 €		TRACK INCOME AFTER TAX	71.732,37 €																																																																																																																					
TOTAL INCOME PER CAR AFTER TAXES	44.308,74 €		TRACK INCOME PER MONTH	5.977,70 €																																																																																																																					
TOTAL INCOME PER ACCUMULATOR CONTAINER AFTER TAXES	10.522,29 €		TRACK INCOME PER CAR	10.247,48 €																																																																																																																					
			-/- PER CAR/MONTH	853,96 €																																																																																																																					
INCOME AFTER TRACK PAYMENT AND TAX	305.775,53 €		ELECTRICITY COSTS	4.835,67 €																																																																																																																					
INCOME AFTER TRACK PAYMENT AND TAX PER MONTH	25.481,29 €		MAINTENANCE COSTS	- €																																																																																																																					
INCOME AFTER TRACK PAYMENT AND TAX PER CAR+ACCU	43.682,22 €		TOTAL COSTS	4.835,67 €																																																																																																																					
INCOME AFTER TRACK PAYMENT AND TAX PER CAR/MONTH	3.640,18 €																																																																																																																								
			TRACK PROFIT	66.896,70 €																																																																																																																					
			TRACK PROFIT PER MONTH	5.574,72 €																																																																																																																					
			TRACK PR PER MONTH/CAR	796,39 €																																																																																																																					
INCOME AFTER TRACK PAYMENT AND TAX PER CAR	31.811,05 €																																																																																																																								
INCOME AFTER TRACK PAYMENT AND TAX PER ACCUMULATOR CONTAINER	7.554,38 €																																																																																																																								
INCOME PER CAR PER MONTH	2.650,92 €		CAR DEPRECIATION MONTH	12																																																																																																																					
INCOME PER ACCU PER MONTH	629,53 €		ACC DEPRECIATION MONTH	11																																																																																																																					
<table border="1"> <tr><th colspan="4">TRACK & CAR INFO</th></tr> <tr><td colspan="4">COST OF 1 CAR 30.000,00 €</td></tr> <tr><td colspan="4">COST OF 1 ACCUMULATOR CONTAINER 6.500,00 €</td></tr> <tr><th>TO</th><th>TC</th><th>TT</th><td></td></tr> <tr><td>MTW----</td><td>10</td><td>24</td><td>14</td></tr> <tr><td>----TF--</td><td>15</td><td>24</td><td>9</td></tr> <tr><td>----SS</td><td>15</td><td>24</td><td>9</td></tr> </table>				TRACK & CAR INFO				COST OF 1 CAR 30.000,00 €				COST OF 1 ACCUMULATOR CONTAINER 6.500,00 €				TO	TC	TT		MTW----	10	24	14	----TF--	15	24	9	----SS	15	24	9																																																																																										
TRACK & CAR INFO																																																																																																																									
COST OF 1 CAR 30.000,00 €																																																																																																																									
COST OF 1 ACCUMULATOR CONTAINER 6.500,00 €																																																																																																																									
TO	TC	TT																																																																																																																							
MTW----	10	24	14																																																																																																																						
----TF--	15	24	9																																																																																																																						
----SS	15	24	9																																																																																																																						

Maturity 3																																																																																																																																					
STRT Y	3	STRT M	10	END Y	4	END M	10	TOTAL M	12	BREAK P	1	STRT M TOT	31	END M	43																																																																																																																						
CARS:	7	ACCONT:	11	LENGTH:		FEE PER CAR:	400 €	FEE PER ACC:	60 €	RETURN %:	30,0%	BASE AMOUNT:	2 €	CHARGE PER MINUTE:	1,58 €																																																																																																																						
DAY	TYPE	AVLBL DT	<7MINS (AVG:5)	7-12 (AVG 10)	12-16 (AVG 14)	16-22(AVG 19)	>22 (AVG 25)	PROFIT PER DAY	PROFIT TOTAL	users	minutes used	ax minutes possib:	C	A																																																																																																																							
MTW----	3		2	5	6	6	5	652,82 €	1.958,47 €	24	383	3150	4	7																																																																																																																							
----TF--	2		2	7	8	7	7	843,23 €	1.686,46 €	31	494	1950	3	4																																																																																																																							
----SS	2		8	20	24	23	20	2.556,89 €	5.113,79 €	94	1499	1950	3	4																																																																																																																							
<table border="1"> <tr> <td colspan="2">KW COST</td><td>0,2161 €</td> </tr> <tr> <td colspan="2">CAR MNTN</td><td>- €</td> </tr> <tr> <td colspan="2">CAR WORK</td><td>- €</td> </tr> <tr> <td colspan="2">TOTAL WRK</td><td>- €</td> </tr> </table>														KW COST		0,2161 €	CAR MNTN		- €	CAR WORK		- €	TOTAL WRK		- €																																																																																																												
KW COST		0,2161 €																																																																																																																																			
CAR MNTN		- €																																																																																																																																			
CAR WORK		- €																																																																																																																																			
TOTAL WRK		- €																																																																																																																																			
<table border="1"> <tr> <td colspan="2">TOTAL SUM PER WEEK</td><td>8.758,72 €</td><td>322</td><td>EARN FROM CARS</td><td>6.509,99 €</td> </tr> <tr> <td colspan="2">TOTAL SUM PER MONTH</td><td>38.084,80 €</td><td>1400</td><td>EARN FROM ACCO</td><td>2.248,73 €</td> </tr> <tr> <td colspan="2">TOTAL SUM PERIOD 1</td><td>457.017,60 €</td><td>16800</td><td>TOTAL FROM CAR</td><td>339.682,10 €</td> </tr> <tr> <td colspan="2">EARNINGS PER CAR</td><td>48.526,01 €</td><td></td><td>TOTAL FROM ACCO</td><td>117.335,50 €</td> </tr> <tr> <td colspan="2">EARNINGS PER ACCUMULATOR CONTAINER</td><td>10.666,86 €</td><td></td><td></td><td></td> </tr> <tr> <td colspan="2">TOTAL INCOME AFTER TAXES</td><td>356.473,73 €</td><td></td><td>TRACK INCOME AFTER TAX</td><td>65.422,12 €</td> </tr> <tr> <td colspan="2">TOTAL INCOME PER CAR AFTER TAXES</td><td>42.702,89 €</td><td></td><td>TRACK INCOME PER MONTH</td><td>5.451,84 €</td> </tr> <tr> <td colspan="2">TOTAL INCOME PER ACCUMULATOR CONTAINER AFTER TAXES</td><td>9.386,84 €</td><td></td><td>TRACK INCOME PER CAR</td><td>9.346,02 €</td> </tr> <tr> <td colspan="2"></td><td></td><td></td><td>-/- PER CAR/MONTH</td><td>778,83 €</td> </tr> <tr> <td colspan="2">INCOME AFTER TRACK PAYMENT AND TAX</td><td>291.051,61 €</td><td></td><td>ELECTRICITY COSTS</td><td>4.835,67 €</td> </tr> <tr> <td colspan="2">INCOME AFTER TRACK PAYMENT AND TAX PER MONTH</td><td>24.254,30 €</td><td></td><td>MAINTENANCE COSTS</td><td>- €</td> </tr> <tr> <td colspan="2">INCOME AFTER TRACK PAYMENT AND TAX PER CAR+ACCU</td><td>41.578,80 €</td><td></td><td>TOTAL COSTS</td><td>4.835,67 €</td> </tr> <tr> <td colspan="2">INCOME AFTER TRACK PAYMENT AND TAX PER CAR/MONTH</td><td>3.464,90 €</td><td></td><td></td><td></td> </tr> <tr> <td colspan="2"></td><td></td><td></td><td>TRACK PROFIT</td><td>60.586,45 €</td> </tr> <tr> <td colspan="2"></td><td></td><td></td><td>TRACK PROFIT PER MONTH</td><td>5.048,87 €</td> </tr> <tr> <td colspan="2"></td><td></td><td></td><td>TRACK PR PER MONTH/CAR</td><td>721,27 €</td> </tr> <tr> <td colspan="2">INCOME AFTER TRACK PAYMENT AND TAX PER CAR</td><td>30.903,79 €</td><td></td><td></td><td></td> </tr> <tr> <td colspan="2">INCOME AFTER TRACK PAYMENT AND TAX PER ACCUMULATOR CONTAINER</td><td>6.793,19 €</td><td></td><td></td><td></td> </tr> <tr> <td colspan="2">INCOME PER CAR PER MONTH</td><td>2.575,32 €</td><td></td><td>CAR DEPRECIATION MONTH</td><td>12</td> </tr> <tr> <td colspan="2">INCOME PER ACCU PER MONTH</td><td>566,10 €</td><td></td><td>ACC DEPRECIATION MONTH</td><td>12</td> </tr> </table>														TOTAL SUM PER WEEK		8.758,72 €	322	EARN FROM CARS	6.509,99 €	TOTAL SUM PER MONTH		38.084,80 €	1400	EARN FROM ACCO	2.248,73 €	TOTAL SUM PERIOD 1		457.017,60 €	16800	TOTAL FROM CAR	339.682,10 €	EARNINGS PER CAR		48.526,01 €		TOTAL FROM ACCO	117.335,50 €	EARNINGS PER ACCUMULATOR CONTAINER		10.666,86 €				TOTAL INCOME AFTER TAXES		356.473,73 €		TRACK INCOME AFTER TAX	65.422,12 €	TOTAL INCOME PER CAR AFTER TAXES		42.702,89 €		TRACK INCOME PER MONTH	5.451,84 €	TOTAL INCOME PER ACCUMULATOR CONTAINER AFTER TAXES		9.386,84 €		TRACK INCOME PER CAR	9.346,02 €					-/- PER CAR/MONTH	778,83 €	INCOME AFTER TRACK PAYMENT AND TAX		291.051,61 €		ELECTRICITY COSTS	4.835,67 €	INCOME AFTER TRACK PAYMENT AND TAX PER MONTH		24.254,30 €		MAINTENANCE COSTS	- €	INCOME AFTER TRACK PAYMENT AND TAX PER CAR+ACCU		41.578,80 €		TOTAL COSTS	4.835,67 €	INCOME AFTER TRACK PAYMENT AND TAX PER CAR/MONTH		3.464,90 €								TRACK PROFIT	60.586,45 €					TRACK PROFIT PER MONTH	5.048,87 €					TRACK PR PER MONTH/CAR	721,27 €	INCOME AFTER TRACK PAYMENT AND TAX PER CAR		30.903,79 €				INCOME AFTER TRACK PAYMENT AND TAX PER ACCUMULATOR CONTAINER		6.793,19 €				INCOME PER CAR PER MONTH		2.575,32 €		CAR DEPRECIATION MONTH	12	INCOME PER ACCU PER MONTH		566,10 €		ACC DEPRECIATION MONTH	12
TOTAL SUM PER WEEK		8.758,72 €	322	EARN FROM CARS	6.509,99 €																																																																																																																																
TOTAL SUM PER MONTH		38.084,80 €	1400	EARN FROM ACCO	2.248,73 €																																																																																																																																
TOTAL SUM PERIOD 1		457.017,60 €	16800	TOTAL FROM CAR	339.682,10 €																																																																																																																																
EARNINGS PER CAR		48.526,01 €		TOTAL FROM ACCO	117.335,50 €																																																																																																																																
EARNINGS PER ACCUMULATOR CONTAINER		10.666,86 €																																																																																																																																			
TOTAL INCOME AFTER TAXES		356.473,73 €		TRACK INCOME AFTER TAX	65.422,12 €																																																																																																																																
TOTAL INCOME PER CAR AFTER TAXES		42.702,89 €		TRACK INCOME PER MONTH	5.451,84 €																																																																																																																																
TOTAL INCOME PER ACCUMULATOR CONTAINER AFTER TAXES		9.386,84 €		TRACK INCOME PER CAR	9.346,02 €																																																																																																																																
				-/- PER CAR/MONTH	778,83 €																																																																																																																																
INCOME AFTER TRACK PAYMENT AND TAX		291.051,61 €		ELECTRICITY COSTS	4.835,67 €																																																																																																																																
INCOME AFTER TRACK PAYMENT AND TAX PER MONTH		24.254,30 €		MAINTENANCE COSTS	- €																																																																																																																																
INCOME AFTER TRACK PAYMENT AND TAX PER CAR+ACCU		41.578,80 €		TOTAL COSTS	4.835,67 €																																																																																																																																
INCOME AFTER TRACK PAYMENT AND TAX PER CAR/MONTH		3.464,90 €																																																																																																																																			
				TRACK PROFIT	60.586,45 €																																																																																																																																
				TRACK PROFIT PER MONTH	5.048,87 €																																																																																																																																
				TRACK PR PER MONTH/CAR	721,27 €																																																																																																																																
INCOME AFTER TRACK PAYMENT AND TAX PER CAR		30.903,79 €																																																																																																																																			
INCOME AFTER TRACK PAYMENT AND TAX PER ACCUMULATOR CONTAINER		6.793,19 €																																																																																																																																			
INCOME PER CAR PER MONTH		2.575,32 €		CAR DEPRECIATION MONTH	12																																																																																																																																
INCOME PER ACCU PER MONTH		566,10 €		ACC DEPRECIATION MONTH	12																																																																																																																																
<table border="1"> <tr> <th colspan="4">TRACK & CAR INFO</th> </tr> <tr> <td colspan="2">COST OF 1 CAR</td><td>30.000,00 €</td> </tr> <tr> <td colspan="2">COST OF 1 ACCUMULATOR CONTAINER</td><td>6.500,00 €</td> </tr> <tr> <th>TO</th><th>TC</th><th>TT</th> </tr> <tr> <td>MTW----</td><td>10</td><td>24</td><td>14</td> </tr> <tr> <td>----TF--</td><td>15</td><td>24</td><td>9</td> </tr> <tr> <td>----SS</td><td>15</td><td>24</td><td>9</td> </tr> </table>														TRACK & CAR INFO				COST OF 1 CAR		30.000,00 €	COST OF 1 ACCUMULATOR CONTAINER		6.500,00 €	TO	TC	TT	MTW----	10	24	14	----TF--	15	24	9	----SS	15	24	9																																																																																															
TRACK & CAR INFO																																																																																																																																					
COST OF 1 CAR		30.000,00 €																																																																																																																																			
COST OF 1 ACCUMULATOR CONTAINER		6.500,00 €																																																																																																																																			
TO	TC	TT																																																																																																																																			
MTW----	10	24	14																																																																																																																																		
----TF--	15	24	9																																																																																																																																		
----SS	15	24	9																																																																																																																																		
Maturity 4																																																																																																																																					
STRT Y	4	STRT M	10	END Y	5	END M	10	TOTAL M	12	BREAK P	1	STRT M TOT	43	END M	55																																																																																																																						
CARS:	7	ACCONT:	11	LENGTH:		FEE PER CAR:	400 €	FEE PER ACC:	60 €	RETURN %:	30,0%	BASE AMOUNT:	2 €	CHARGE PER MINUTE:	1,58 €																																																																																																																						
DAY	TYPE	AVLBL DT	<7MINS (AVG:5)	7-12 (AVG 10)	12-16 (AVG 14)	16-22(AVG 19)	>22 (AVG 25)	PROFIT PER DAY	PROFIT TOTAL	users	minutes used	ax minutes possib:	C	A																																																																																																																							
MTW----	3		2	5	6	5	5	598,42 €	1.795,27 €	22	351	3150	4	7																																																																																																																							
----TF--	2		2	6	7	7	6	761,63 €	1.523,26 €	28	447	1950	3	4																																																																																																																							
----SS	2		6	17	21	19	17	2.148,88 €	4.297,76 €	79	1260	1950	3	4																																																																																																																							
<table border="1"> <tr> <td colspan="2">KW COST</td><td>0,2161 €</td> </tr> <tr> <td colspan="2">CAR MNTN</td><td>- €</td> </tr> <tr> <td colspan="2">CAR WORK</td><td>- €</td> </tr> <tr> <td colspan="2">TOTAL WRK</td><td>- €</td> </tr> </table>														KW COST		0,2161 €	CAR MNTN		- €	CAR WORK		- €	TOTAL WRK		- €																																																																																																												
KW COST		0,2161 €																																																																																																																																			
CAR MNTN		- €																																																																																																																																			
CAR WORK		- €																																																																																																																																			
TOTAL WRK		- €																																																																																																																																			
<table border="1"> <tr> <td colspan="2">TOTAL SUM PER WEEK</td><td>7.616,28 €</td><td>280</td><td>EARN FROM CARS</td><td>6.183,58 €</td> </tr> <tr> <td colspan="2">TOTAL SUM PER MONTH</td><td>33.117,22 €</td><td>1217</td><td>EARN FROM ACCO</td><td>1.432,70 €</td> </tr> <tr> <td colspan="2">TOTAL SUM PERIOD 1</td><td>397.406,61 €</td><td>14604</td><td>TOTAL FROM CAR</td><td>322.650,39 €</td> </tr> <tr> <td colspan="2">EARNINGS PER CAR</td><td>46.092,91 €</td><td></td><td>TOTAL FROM ACCO</td><td>74.756,22 €</td> </tr> <tr> <td colspan="2">EARNINGS PER ACCUMULATOR CONTAINER</td><td>6.796,02 €</td><td></td><td></td><td></td> </tr> <tr> <td colspan="2">TOTAL INCOME AFTER TAXES</td><td>309.977,16 €</td><td></td><td>TRACK INCOME AFTER TAX</td><td>51.473,15 €</td> </tr> <tr> <td colspan="2">TOTAL INCOME PER CAR AFTER TAXES</td><td>40.561,76 €</td><td></td><td>TRACK INCOME PER MONTH</td><td>4.289,43 €</td> </tr> <tr> <td colspan="2">TOTAL INCOME PER ACCUMULATOR CONTAINER AFTER TAXES</td><td>5.980,50 €</td><td></td><td>TRACK INCOME PER CAR</td><td>7.353,31 €</td> </tr> <tr> <td colspan="2"></td><td></td><td></td><td>-/- PER CAR/MONTH</td><td>612,78 €</td> </tr> <tr> <td colspan="2">INCOME AFTER TRACK PAYMENT AND TAX</td><td>258.504,01 €</td><td></td><td>ELECTRICITY COSTS</td><td>4.835,67 €</td> </tr> <tr> <td colspan="2">INCOME AFTER TRACK PAYMENT AND TAX PER MONTH</td><td>21.542,00 €</td><td></td><td>MAINTENANCE COSTS</td><td>- €</td> </tr> <tr> <td colspan="2">INCOME AFTER TRACK PAYMENT AND TAX PER CAR+ACCU</td><td>36.929,14 €</td><td></td><td>TOTAL COSTS</td><td>4.835,67 €</td> </tr> <tr> <td colspan="2">INCOME AFTER TRACK PAYMENT AND TAX PER CAR/MONTH</td><td>3.077,43 €</td><td></td><td></td><td></td> </tr> <tr> <td colspan="2"></td><td></td><td></td><td>TRACK PROFIT</td><td>46.637,48 €</td> </tr> <tr> <td colspan="2"></td><td></td><td></td><td>TRACK PROFIT PER MONTH</td><td>3.886,46 €</td> </tr> <tr> <td colspan="2"></td><td></td><td></td><td>TRACK PR PER MONTH/CAR</td><td>555,21 €</td> </tr> <tr> <td colspan="2">INCOME AFTER TRACK PAYMENT AND TAX PER CAR</td><td>29.982,40 €</td><td></td><td></td><td></td> </tr> <tr> <td colspan="2">INCOME AFTER TRACK PAYMENT AND TAX PER ACCUMULATOR CONTAINER</td><td>4.420,66 €</td><td></td><td></td><td></td> </tr> <tr> <td colspan="2">INCOME PER CAR PER MONTH</td><td>2.498,53 €</td><td></td><td>CAR DEPRECIATION MONTH</td><td>13</td> </tr> <tr> <td colspan="2">INCOME PER ACCU PER MONTH</td><td>368,39 €</td><td></td><td>ACC DEPRECIATION MONTH</td><td>18</td> </tr> </table>														TOTAL SUM PER WEEK		7.616,28 €	280	EARN FROM CARS	6.183,58 €	TOTAL SUM PER MONTH		33.117,22 €	1217	EARN FROM ACCO	1.432,70 €	TOTAL SUM PERIOD 1		397.406,61 €	14604	TOTAL FROM CAR	322.650,39 €	EARNINGS PER CAR		46.092,91 €		TOTAL FROM ACCO	74.756,22 €	EARNINGS PER ACCUMULATOR CONTAINER		6.796,02 €				TOTAL INCOME AFTER TAXES		309.977,16 €		TRACK INCOME AFTER TAX	51.473,15 €	TOTAL INCOME PER CAR AFTER TAXES		40.561,76 €		TRACK INCOME PER MONTH	4.289,43 €	TOTAL INCOME PER ACCUMULATOR CONTAINER AFTER TAXES		5.980,50 €		TRACK INCOME PER CAR	7.353,31 €					-/- PER CAR/MONTH	612,78 €	INCOME AFTER TRACK PAYMENT AND TAX		258.504,01 €		ELECTRICITY COSTS	4.835,67 €	INCOME AFTER TRACK PAYMENT AND TAX PER MONTH		21.542,00 €		MAINTENANCE COSTS	- €	INCOME AFTER TRACK PAYMENT AND TAX PER CAR+ACCU		36.929,14 €		TOTAL COSTS	4.835,67 €	INCOME AFTER TRACK PAYMENT AND TAX PER CAR/MONTH		3.077,43 €								TRACK PROFIT	46.637,48 €					TRACK PROFIT PER MONTH	3.886,46 €					TRACK PR PER MONTH/CAR	555,21 €	INCOME AFTER TRACK PAYMENT AND TAX PER CAR		29.982,40 €				INCOME AFTER TRACK PAYMENT AND TAX PER ACCUMULATOR CONTAINER		4.420,66 €				INCOME PER CAR PER MONTH		2.498,53 €		CAR DEPRECIATION MONTH	13	INCOME PER ACCU PER MONTH		368,39 €		ACC DEPRECIATION MONTH	18
TOTAL SUM PER WEEK		7.616,28 €	280	EARN FROM CARS	6.183,58 €																																																																																																																																
TOTAL SUM PER MONTH		33.117,22 €	1217	EARN FROM ACCO	1.432,70 €																																																																																																																																
TOTAL SUM PERIOD 1		397.406,61 €	14604	TOTAL FROM CAR	322.650,39 €																																																																																																																																
EARNINGS PER CAR		46.092,91 €		TOTAL FROM ACCO	74.756,22 €																																																																																																																																
EARNINGS PER ACCUMULATOR CONTAINER		6.796,02 €																																																																																																																																			
TOTAL INCOME AFTER TAXES		309.977,16 €		TRACK INCOME AFTER TAX	51.473,15 €																																																																																																																																
TOTAL INCOME PER CAR AFTER TAXES		40.561,76 €		TRACK INCOME PER MONTH	4.289,43 €																																																																																																																																
TOTAL INCOME PER ACCUMULATOR CONTAINER AFTER TAXES		5.980,50 €		TRACK INCOME PER CAR	7.353,31 €																																																																																																																																
				-/- PER CAR/MONTH	612,78 €																																																																																																																																
INCOME AFTER TRACK PAYMENT AND TAX		258.504,01 €		ELECTRICITY COSTS	4.835,67 €																																																																																																																																
INCOME AFTER TRACK PAYMENT AND TAX PER MONTH		21.542,00 €		MAINTENANCE COSTS	- €																																																																																																																																
INCOME AFTER TRACK PAYMENT AND TAX PER CAR+ACCU		36.929,14 €		TOTAL COSTS	4.835,67 €																																																																																																																																
INCOME AFTER TRACK PAYMENT AND TAX PER CAR/MONTH		3.077,43 €																																																																																																																																			
				TRACK PROFIT	46.637,48 €																																																																																																																																
				TRACK PROFIT PER MONTH	3.886,46 €																																																																																																																																
				TRACK PR PER MONTH/CAR	555,21 €																																																																																																																																
INCOME AFTER TRACK PAYMENT AND TAX PER CAR		29.982,40 €																																																																																																																																			
INCOME AFTER TRACK PAYMENT AND TAX PER ACCUMULATOR CONTAINER		4.420,66 €																																																																																																																																			
INCOME PER CAR PER MONTH		2.498,53 €		CAR DEPRECIATION MONTH	13																																																																																																																																
INCOME PER ACCU PER MONTH		368,39 €		ACC DEPRECIATION MONTH	18																																																																																																																																
<table border="1"> <tr> <th colspan="4">TRACK & CAR INFO</th> </tr> <tr> <td colspan="2">COST OF 1 CAR</td><td>30.000,00 €</td> </tr> <tr> <td colspan="2">COST OF 1 ACCUMULATOR CONTAINER</td><td>6.500,00 €</td> </tr> <tr> <th>TO</th><th>TC</th><th>TT</th> </tr> <tr> <td>MTW----</td><td>10</td><td>24</td><td>14</td> </tr> <tr> <td>----TF--</td><td>15</td><td>24</td><td>9</td> </tr> <tr> <td>----SS</td><td>15</td><td>24</td><td>9</td> </tr> </table>														TRACK & CAR INFO				COST OF 1 CAR		30.000,00 €	COST OF 1 ACCUMULATOR CONTAINER		6.500,00 €	TO	TC	TT	MTW----	10	24	14	----TF--	15	24	9	----SS	15	24	9																																																																																															
TRACK & CAR INFO																																																																																																																																					
COST OF 1 CAR		30.000,00 €																																																																																																																																			
COST OF 1 ACCUMULATOR CONTAINER		6.500,00 €																																																																																																																																			
TO	TC	TT																																																																																																																																			
MTW----	10	24	14																																																																																																																																		
----TF--	15	24	9																																																																																																																																		
----SS	15	24	9																																																																																																																																		

END PHASE															
STRT Y	5	STRT M	10	END Y	6	END M	3	TOTAL M	5	BREAK P	1	STRT M TOT	55	END M	60
CARS:	7	ACCONT:	11	LENGTH:		FEE PER CAR:	400 €	FEE PER ACC:	60 €	RETURN %:	30,0%	BASE AMOUNT:	2 €	CHARGE PER MINUT:	1,58 €
DAY	TYPE	AVLBL DT	<7MINS (AVG:5)	7-12 (AVG 10)	12-16 (AVG 14)	16-22(AVG 19)	>22 (AVG 25)	PROFIT PER DAY	PROFIT TOTAL	users	minutes used	ax minutes possit	C	A	
MTW----	3	1	4	4	4	4	4	462,42 €	1.387,25 €	17	271	3150	4	7	
----TF--	2	2	5	6	6	5	5	598,42 €	1.196,84 €	22	351	1950	3	4	
----SS	2	4	11	14	13	11	11	1.468,85 €	2.937,71 €	54	861	1950	3	4	
VAT		ITALY	22 MONTHS	5	KW COST 0,2161 €		TOTAL SUM PER WEEK 5.521,80 €		203	EARN FROM CARS 5.449,15 €					
					CAR MNTN - €		TOTAL SUM PER MONTH 24.009,98 €		883	EARN FROM ACCO 72,65 €					
					CAR WORK - €		TOTAL SUM PERIOD 1 120.049,91 €		4415	TOTAL FROM CAR 118.470,43 €					
					TOTAL WRK - €		EARNINGS PER CAR 16.924,35 €		TOTAL FROM ACCO 1.579,48 €						
							EARNINGS PER ACCUMULATOR CONTAINER 143,59 €								
							TOTAL INCOME AFTER TAXES 93.638,93 €		TRACK INCOME AFTER TAX 10.791,68 €						
							TOTAL INCOME PER CAR AFTER TAXES 16.078,13 €		TRACK INCOME PER MONTH 2.158,34 €						
							TOTAL INCOME PER ACCUMULATOR CONTAINER AFTER TAXES 136,41 €		TRACK INCOME PER CAR 1.541,67 €						
									-// PER CAR/MONTH 308,33 €						
							INCOME AFTER TRACK PAYMENT AND TAX 82.847,25 €		ELECTRICITY COSTS 2.014,86 €						
							INCOME AFTER TRACK PAYMENT AND TAX PER MONTH 16.569,45 €		MAINTENANCE COSTS - €						
							INCOME AFTER TRACK PAYMENT AND TAX PER CAR+ACCU 11.835,32 €		TOTAL COSTS 2.014,86 €						
							INCOME AFTER TRACK PAYMENT AND TAX PER CAR/MONTH 2.367,06 €		TRACK PROFIT 8.776,82 €						
									TRACK PROFIT PER MONTH 1.755,36 €						
									TRACK PR PER MONTH/CAR 250,77 €						
							INCOME AFTER TRACK PAYMENT AND TAX PER CAR 11.679,61 €								
							INCOME AFTER TRACK PAYMENT AND TAX PER ACCUMULATOR CONTAINER 99,09 €								
							INCOME PER CAR PER MONTH 2.335,92 €		CAR DEPRECIATION MONTH 13						
							INCOME PER ACCU PER MONTH 19,82 €		ACC DEPRECIATION MONTH 328						

END PHASE

TRACK & CAR INFO

COST OF 1 CAR 30.000,00 €
COST OF 1 ACCUMULATOR CONTAINER 6.500,00 €

	TO	TC	TT
MTW----	10	24	14
----TF--	15	24	9
----SS	15	24	9

BIG KART ROZZANO MILANO

TOTAL																																																																																																																																																																																																																																																																									
PHASES	INTRO	3	GROW 1	4	GROW 2	8	MAT 1			10	MAT 2		12	MAT 3		14	END PHASE		9																																																																																																																																																																																																																																																						
MONTHS	TOTAL INCOME	STRT Y	STRT M	END Y	END M	RETURN %	INCOME AFTER TAX	TRACK PROFIT	INCOME AFTER TAX	INCOME PER CAR	INCOME PER ACCUMULATOR	PROFIT	RACES	RACES/MONTH	CARS	ACCU	BREAK																																																																																																																																																																																																																																																								
I	3	45.417,90 €	0	9	0	12	30,0%	35.425,96 €	3.152,02 €	30.678,17 €	7.669,54 €	- €	30.678,17 €	1671	557	4	6	0																																																																																																																																																																																																																																																							
G1	4	88.943,38 €	0	12	1	4	30,0%	69.375,84 €	10.845,06 €	56.403,09 €	14.100,77 €	- €	56.403,09 €	3268	817	4	6	1																																																																																																																																																																																																																																																							
G2	8	267.776,36 €	1	4	1	12	30,0%	208.865,56 €	31.111,13 €	173.885,89 €	24.840,84 €	- €	173.885,89 €	9840	1230	7	11	0																																																																																																																																																																																																																																																							
M1	10	513.316,87 €	1	12	2	10	30,0%	400.387,16 €	80.680,48 €	314.871,01 €	37.518,54 €	4.749,20 €	314.871,01 €	18870	1887	7	11	1																																																																																																																																																																																																																																																							
M2	12	576.239,59 €	2	10	3	10	30,0%	449.466,88 €	87.517,26 €	356.146,81 €	43.107,77 €	4.944,77 €	356.146,81 €	21180	1765	7	11	1																																																																																																																																																																																																																																																							
M3	14	614.324,39 €	3	10	4	12	30,0%	479.173,02 €	88.541,97 €	383.861,12 €	48.037,14 €	4.327,38 €	383.861,12 €	22582	1613	7	11	1																																																																																																																																																																																																																																																							
D	9	259.733,61 €	4	12	5	9	30,0%	202.592,21 €	25.285,56 €	172.954,55 €	24.707,79 €	- €	172.954,55 €	9549	1061	7	11	1																																																																																																																																																																																																																																																							
T	60	2.365.752,10 €						1.845.286,63 €	327.133,48 €	1.488.800,64 €	199.982,4 €	14.021,34 €	1.488.800,64 €	86960	1276																																																																																																																																																																																																																																																										
MONTHLY																																																																																																																																																																																																																																																																									
MONTHS	TOTAL INCOME	TRACK PROFIT	AFTER VAT & TRACK PAYMENT	INCOME PER CAR	INCOME PER ACCUMULATOR	PROFIT PER MONTH	RACES	TOTAL INCOME	TRACK PROFIT	INCOME AFTER TAX & TRACK	INCOME PER CAR	INCOME PER ACCUMULATOR	PROFIT	RACES																																																																																																																																																																																																																																																											
0	3	15.139,30 €	1.050,67 €	1.050,67 €	2.556,51 €	- €	10.226,06 €	557	45.417,90 €	3.152,02 €	30.678,17 €	7.669,54 €	- €	30.678,17 €	1.671																																																																																																																																																																																																																																																										
1	12	29.726,65 €	3.496,35 €	3.496,35 €	3.245,13 €	- €	19.190,75 €	1.092	356.719,74 €	41.956,19 €	230.288,98 €	38.941,61 €	- €	230.288,98 €	13.108																																																																																																																																																																																																																																																										
2	12	50.779,73 €	7.938,89 €	7.938,89 €	3.725,26 €	464,44 €	31.185,73 €	1.867	609.356,80 €	95.266,69 €	374.228,81 €	44.703,17 €	5.573,33 €	374.228,81 €	22.400																																																																																																																																																																																																																																																										
3	12	47.330,02 €	7.131,66 €	7.131,66 €	3.565,47 €	394,90 €	29.302,19 €	1.740	567.960,28 €	85.579,90 €	351.626,31 €	42.785,59 €	4.738,84 €	351.626,31 €	20.876																																																																																																																																																																																																																																																										
4	12	43.880,31 €	6.324,43 €	6.324,43 €	3.431,22 €	309,10 €	27.418,65 €	1.613	526.563,76 €	75.893,12 €	329.023,81 €	41.174,69 €	3.709,18 €	329.023,81 €	19.356																																																																																																																																																																																																																																																										
5	9	28.859,29 €	2.809,51 €	2.809,51 €	2.745,31 €	- €	19.217,17 €	1.061	259.733,61 €	25.285,56 €	172.954,55 €	24.707,79 €	- €	172.954,55 €	9.549																																																																																																																																																																																																																																																										
6		- €	- €	- €	- €	- €	- €	-	- €	- €	- €	- €	- €	-																																																																																																																																																																																																																																																											
T	60								2.365.752,10 €	327.133,48 €	1.488.800,64 €	199.982,40 €	14.021,34 €	1.488.800,64 €	86.960																																																																																																																																																																																																																																																										
INTRODUCTION PHASE																																																																																																																																																																																																																																																																									
STRT Y	0	STRT M	9	END Y	0	END M	12	TOTAL M	3	BREAK P	0	STRT M TOT	0	END M	3																																																																																																																																																																																																																																																										
CARS:	4	ACCONT:	6	LENGTH:	1,25	FEE PER CAR:	400 €	FEE PER ACC:	60 €	RETURN %:	30,0%	BASE AMOUNT:	2 €	CHARGE PER MINUTE:	1,58 €																																																																																																																																																																																																																																																										
DAY	TYPE	<7MINS (AVG:5)	7-12 (AVG 10)	12-16 (AVG 14)	16-22 (AVG 19)	>22 (AVG 25)	PROFIT PER DAY	PROFIT TOTAL	users	minutes used	max minutes possible	c	A																																																																																																																																																																																																																																																												
MTW----	3	1	3	3	3	3	326,41 €	979,24 €	12	191	1740	4	7																																																																																																																																																																																																																																																												
---TF--	2	1	3	4	4	3	435,22 €	870,43 €	16	255	1740	4	7																																																																																																																																																																																																																																																												
-----SS	2	2	6	8	7	6	816,03 €	1.632,06 €	30	479	1740	4	7																																																																																																																																																																																																																																																												
<table border="1"> <tr> <td colspan="2">KW COST</td> <td>0,2161 €</td> <td colspan="16"></td> </tr> <tr> <td colspan="2">CAR MNTN</td> <td>- €</td> <td colspan="16"></td> </tr> <tr> <td colspan="2">TOTAL WRK</td> <td>- €</td> <td colspan="16"></td> </tr> </table>																			KW COST		0,2161 €																	CAR MNTN		- €																	TOTAL WRK		- €																																																																																																																																																																																																														
KW COST		0,2161 €																																																																																																																																																																																																																																																																							
CAR MNTN		- €																																																																																																																																																																																																																																																																							
TOTAL WRK		- €																																																																																																																																																																																																																																																																							
<table border="1"> <tr> <td colspan="10">TOTAL SUM PER WEEK</td> <td>3.481,73 €</td> <td>128</td> <td>EARN FROM CARS</td> <td>3.481,73 €</td> <td colspan="5"></td> </tr> <tr> <td colspan="10">TOTAL SUM PER MONTH</td> <td>15.139,30 €</td> <td>557</td> <td>EARN FROM ACCO</td> <td>- €</td> <td colspan="5"></td> </tr> <tr> <td colspan="10">TOTAL SUM PERIOD 1</td> <td>45.417,90 €</td> <td>1671</td> <td>TOTAL FROM CAR</td> <td>45.417,90 €</td> <td colspan="5"></td> </tr> <tr> <td colspan="10"></td> <td>11.354,47 €</td> <td></td> <td>TOTAL FROM ACCO</td> <td>- €</td> <td colspan="5"></td> </tr> <tr> <td colspan="10"></td> <td>- €</td> <td></td> <td colspan="7"></td> </tr> <tr> <td colspan="10">TOTAL INCOME AFTER TAXES</td> <td>35.425,96 €</td> <td></td> <td>TRACK INCOME AFTER TAX</td> <td>4.747,79 €</td> <td colspan="5"></td> </tr> <tr> <td colspan="10">TOTAL INCOME PER CAR AFTER TAXES</td> <td>11.013,84 €</td> <td></td> <td>TRACK INCOME PER MONTH</td> <td>1.582,60 €</td> <td colspan="5"></td> </tr> <tr> <td colspan="10">TOTAL INCOME PER ACCUMULATOR CONTAINER AFTER TAXES</td> <td>- €</td> <td></td> <td>TRACK INCOME PER CAR</td> <td>1.186,95 €</td> <td colspan="5"></td> </tr> <tr> <td colspan="10"></td> <td></td> <td></td> <td>-/- PER CAR/MONTH</td> <td>395,65 €</td> <td colspan="5"></td> </tr> <tr> <td colspan="10">INCOME AFTER TRACK PAYMENT AND TAX</td> <td>30.678,17 €</td> <td></td> <td>ELECTRICITY COSTS</td> <td>1.595,77 €</td> <td colspan="5"></td> </tr> <tr> <td colspan="10">INCOME AFTER TRACK PAYMENT AND TAX PER MONTH</td> <td>10.226,06 €</td> <td></td> <td>MAINTENANCE COSTS</td> <td>- €</td> <td colspan="5"></td> </tr> <tr> <td colspan="10">INCOME AFTER TRACK PAYMENT AND TAX PER CAR+ACCU</td> <td>7.669,54 €</td> <td></td> <td>TOTAL COSTS</td> <td>1.595,77 €</td> <td colspan="5"></td> </tr> <tr> <td colspan="10">INCOME AFTER TRACK PAYMENT AND TAX PER CAR/MONTH</td> <td>2.556,51 €</td> <td></td> <td colspan="7"></td> </tr> </table>																			TOTAL SUM PER WEEK										3.481,73 €	128	EARN FROM CARS	3.481,73 €						TOTAL SUM PER MONTH										15.139,30 €	557	EARN FROM ACCO	- €						TOTAL SUM PERIOD 1										45.417,90 €	1671	TOTAL FROM CAR	45.417,90 €																11.354,47 €		TOTAL FROM ACCO	- €																- €									TOTAL INCOME AFTER TAXES										35.425,96 €		TRACK INCOME AFTER TAX	4.747,79 €						TOTAL INCOME PER CAR AFTER TAXES										11.013,84 €		TRACK INCOME PER MONTH	1.582,60 €						TOTAL INCOME PER ACCUMULATOR CONTAINER AFTER TAXES										- €		TRACK INCOME PER CAR	1.186,95 €																		-/- PER CAR/MONTH	395,65 €						INCOME AFTER TRACK PAYMENT AND TAX										30.678,17 €		ELECTRICITY COSTS	1.595,77 €						INCOME AFTER TRACK PAYMENT AND TAX PER MONTH										10.226,06 €		MAINTENANCE COSTS	- €						INCOME AFTER TRACK PAYMENT AND TAX PER CAR+ACCU										7.669,54 €		TOTAL COSTS	1.595,77 €						INCOME AFTER TRACK PAYMENT AND TAX PER CAR/MONTH										2.556,51 €								
TOTAL SUM PER WEEK										3.481,73 €	128	EARN FROM CARS	3.481,73 €																																																																																																																																																																																																																																																												
TOTAL SUM PER MONTH										15.139,30 €	557	EARN FROM ACCO	- €																																																																																																																																																																																																																																																												
TOTAL SUM PERIOD 1										45.417,90 €	1671	TOTAL FROM CAR	45.417,90 €																																																																																																																																																																																																																																																												
										11.354,47 €		TOTAL FROM ACCO	- €																																																																																																																																																																																																																																																												
										- €																																																																																																																																																																																																																																																															
TOTAL INCOME AFTER TAXES										35.425,96 €		TRACK INCOME AFTER TAX	4.747,79 €																																																																																																																																																																																																																																																												
TOTAL INCOME PER CAR AFTER TAXES										11.013,84 €		TRACK INCOME PER MONTH	1.582,60 €																																																																																																																																																																																																																																																												
TOTAL INCOME PER ACCUMULATOR CONTAINER AFTER TAXES										- €		TRACK INCOME PER CAR	1.186,95 €																																																																																																																																																																																																																																																												
												-/- PER CAR/MONTH	395,65 €																																																																																																																																																																																																																																																												
INCOME AFTER TRACK PAYMENT AND TAX										30.678,17 €		ELECTRICITY COSTS	1.595,77 €																																																																																																																																																																																																																																																												
INCOME AFTER TRACK PAYMENT AND TAX PER MONTH										10.226,06 €		MAINTENANCE COSTS	- €																																																																																																																																																																																																																																																												
INCOME AFTER TRACK PAYMENT AND TAX PER CAR+ACCU										7.669,54 €		TOTAL COSTS	1.595,77 €																																																																																																																																																																																																																																																												
INCOME AFTER TRACK PAYMENT AND TAX PER CAR/MONTH										2.556,51 €																																																																																																																																																																																																																																																															
<table border="1"> <tr> <td colspan="10"></td> <td>7.669,54 €</td> <td></td> <td>TRACK PROFIT</td> <td>3.152,02 €</td> <td colspan="5"></td> </tr> <tr> <td colspan="10"></td> <td>- €</td> <td></td> <td>TRACK PROFIT PER MONTH</td> <td>1.050,67 €</td> <td colspan="5"></td> </tr> <tr> <td colspan="10"></td> <td>2.556,51 €</td> <td></td> <td>TRACK PR PER MONTH/CAR</td> <td>262,67 €</td> <td colspan="5"></td> </tr> <tr> <td colspan="10"></td> <td>- €</td> <td></td> <td>CAR DEPRECIATION MONTH</td> <td>12</td> <td colspan="5"></td> </tr> <tr> <td colspan="10"></td> <td>- €</td> <td></td> <td>ACC DEPRECIATION MONTH</td> <td>#DIAIP./O!</td> <td colspan="5"></td> </tr> </table>																													7.669,54 €		TRACK PROFIT	3.152,02 €																- €		TRACK PROFIT PER MONTH	1.050,67 €																2.556,51 €		TRACK PR PER MONTH/CAR	262,67 €																- €		CAR DEPRECIATION MONTH	12																- €		ACC DEPRECIATION MONTH	#DIAIP./O!																																																																																																																																																													
										7.669,54 €		TRACK PROFIT	3.152,02 €																																																																																																																																																																																																																																																												
										- €		TRACK PROFIT PER MONTH	1.050,67 €																																																																																																																																																																																																																																																												
										2.556,51 €		TRACK PR PER MONTH/CAR	262,67 €																																																																																																																																																																																																																																																												
										- €		CAR DEPRECIATION MONTH	12																																																																																																																																																																																																																																																												
										- €		ACC DEPRECIATION MONTH	#DIAIP./O!																																																																																																																																																																																																																																																												
<table border="1"> <tr> <td colspan="10">TRACK & CAR INFO</td> <td colspan="2">COST OF 1 CAR</td> <td>30.000,00 €</td> <td colspan="6"></td> </tr> <tr> <td colspan="10"></td> <td colspan="2">COST OF 1 ACCUMULATOR CONTAINER</td> <td>6.500,00 €</td> <td colspan="6"></td> </tr> <tr> <td>MTW----</td> <td>TO</td> <td>TC</td> <td>TT</td> <td colspan="15"></td> </tr> <tr> <td>---</td> <td>10</td> <td>24</td> <td>14</td> <td colspan="15"></td> </tr> <tr> <td>TF--</td> <td>10</td> <td>24</td> <td>14</td> <td colspan="15"></td> </tr> <tr> <td>SS</td> <td>10</td> <td>24</td> <td>14</td> <td colspan="15"></td> </tr> </table>																			TRACK & CAR INFO										COST OF 1 CAR		30.000,00 €																	COST OF 1 ACCUMULATOR CONTAINER		6.500,00 €							MTW----	TO	TC	TT																---	10	24	14																TF--	10	24	14																SS	10	24	14																																																																																																																																																				
TRACK & CAR INFO										COST OF 1 CAR		30.000,00 €																																																																																																																																																																																																																																																													
										COST OF 1 ACCUMULATOR CONTAINER		6.500,00 €																																																																																																																																																																																																																																																													
MTW----	TO	TC	TT																																																																																																																																																																																																																																																																						
---	10	24	14																																																																																																																																																																																																																																																																						
TF--	10	24	14																																																																																																																																																																																																																																																																						
SS	10	24	14																																																																																																																																																																																																																																																																						

GROWTH PHASE 1																																																																																																																											
STRT Y	0	STRT M	12	END Y	1	END M	4	TOTAL M	4	BREAK P	1	STRT M TOT	3	END M	7																																																																																																												
CARS:	4	ACCONT:	6	LENGTH:	1,25	FEE PER CAR:	400 €	FEE PER ACC:	60 €	RETURN %:	30,0%	BASE AMOUNT:	2 €	CHARGE PER MINUTE:	1,58 €																																																																																																												
DAY	TYPE	AVLBL DT	<7MINS (AVG:5)	7-12 (AVG 10)	12-16 (AVG 14)	16-22(AVG 19)	>22 (AVG 25)	PROFIT PER DAY	PROFIT TOTAL	users	minutes used	ax minutes possit	C	A																																																																																																													
MTW----	3	5	1	4	5	4	4	489,62 €	1.468,85 €	18	287	1740	4	7																																																																																																													
---TF--	2	5	2	5	7	6	5	680,03 €	1.360,05 €	25	399	1740	4	7																																																																																																													
-----SS	2	5	3	9	11	10	9	1.142,44 €	2.284,88 €	42	670	1740	4	7																																																																																																													
<table border="1"> <tr> <td>ITALY</td><td>KW COST</td><td>0,2161 €</td> </tr> <tr> <td></td><td>CAR MNTN</td><td>- €</td> </tr> <tr> <td>VAT</td><td>22 MONTHS</td><td>4</td> </tr> <tr> <td></td><td>CAR WORK</td><td>- €</td> </tr> <tr> <td></td><td>TOTAL WRK</td><td>- €</td> </tr> </table>														ITALY	KW COST	0,2161 €		CAR MNTN	- €	VAT	22 MONTHS	4		CAR WORK	- €		TOTAL WRK	- €																																																																																															
ITALY	KW COST	0,2161 €																																																																																																																									
	CAR MNTN	- €																																																																																																																									
VAT	22 MONTHS	4																																																																																																																									
	CAR WORK	- €																																																																																																																									
	TOTAL WRK	- €																																																																																																																									
<table border="1"> <tr> <td>TOTAL SUM PER WEEK</td><td>5.113,79 €</td><td>188</td><td>EARN FROM CARS</td><td>5.113,79 €</td> </tr> <tr> <td>TOTAL SUM PER MONTH</td><td>22.235,85 €</td><td>817</td><td>EARN FROM ACCO</td><td>- €</td> </tr> <tr> <td>TOTAL SUM PERIOD 1</td><td>88.943,38 €</td><td>3268</td><td>TOTAL FROM CAR</td><td>88.943,38 €</td> </tr> <tr> <td>EARNINGS PER CAR</td><td>22.235,85 €</td><td></td><td>TOTAL FROM ACCO</td><td>- €</td> </tr> <tr> <td>EARNINGS PER ACCUMULATOR CONTAINER</td><td>- €</td><td></td><td></td><td></td> </tr> <tr> <td>TOTAL INCOME AFTER TAXES</td><td>69.375,84 €</td><td></td><td>TRACK INCOME AFTER TAX</td><td>12.972,75 €</td> </tr> <tr> <td>TOTAL INCOME PER CAR AFTER TAXES</td><td>21.346,41 €</td><td></td><td>TRACK INCOME PER MONTH</td><td>3.243,19 €</td> </tr> <tr> <td>TOTAL INCOME PER ACCUMULATOR CONTAINER AFTER TAXES</td><td>- €</td><td></td><td>TRACK INCOME PER CAR</td><td>3.243,19 €</td> </tr> <tr> <td></td><td></td><td></td><td>-/- PER CAR/MONTH</td><td>810,80 €</td> </tr> <tr> <td>INCOME AFTER TRACK PAYMENT AND TAX</td><td>56.403,09 €</td><td></td><td>ELECTRICITY COSTS</td><td>2.127,69 €</td> </tr> <tr> <td>INCOME AFTER TRACK PAYMENT AND TAX PER MONTH</td><td>14.100,77 €</td><td></td><td>MAINTENANCE COSTS</td><td>- €</td> </tr> <tr> <td>INCOME AFTER TRACK PAYMENT AND TAX PER CAR+ACCU</td><td>14.100,77 €</td><td></td><td>TOTAL COSTS</td><td>2.127,69 €</td> </tr> <tr> <td>INCOME AFTER TRACK PAYMENT AND TAX PER CAR/MONTH</td><td>3.525,19 €</td><td></td><td></td><td></td> </tr> <tr> <td></td><td></td><td></td><td>TRACK PROFIT</td><td>10.845,06 €</td> </tr> <tr> <td></td><td></td><td></td><td>TRACK PROFIT PER MONTH</td><td>2.711,26 €</td> </tr> <tr> <td></td><td></td><td></td><td>TRACK PR PER MONTH/CAR</td><td>677,82 €</td> </tr> <tr> <td></td><td></td><td></td><td>INCOME AFTER TRACK PAYMENT AND TAX PER CAR</td><td>14.100,77 €</td> </tr> <tr> <td></td><td></td><td></td><td>INCOME AFTER TRACK PAYMENT AND TAX PER ACCUMULATOR CONTAINER</td><td>- €</td> </tr> <tr> <td></td><td></td><td></td><td>INCOME PER CAR PER MONTH</td><td>3.525,19 €</td> </tr> <tr> <td></td><td></td><td></td><td>INCOME PER ACCU PER MONTH</td><td>- €</td> </tr> <tr> <td></td><td></td><td></td><td>CAR DEPRECIATION MONTH</td><td>9</td> </tr> <tr> <td></td><td></td><td></td><td>ACC DEPRECIATION MONTH</td><td>#ΔIAIP./O!</td> </tr> </table>														TOTAL SUM PER WEEK	5.113,79 €	188	EARN FROM CARS	5.113,79 €	TOTAL SUM PER MONTH	22.235,85 €	817	EARN FROM ACCO	- €	TOTAL SUM PERIOD 1	88.943,38 €	3268	TOTAL FROM CAR	88.943,38 €	EARNINGS PER CAR	22.235,85 €		TOTAL FROM ACCO	- €	EARNINGS PER ACCUMULATOR CONTAINER	- €				TOTAL INCOME AFTER TAXES	69.375,84 €		TRACK INCOME AFTER TAX	12.972,75 €	TOTAL INCOME PER CAR AFTER TAXES	21.346,41 €		TRACK INCOME PER MONTH	3.243,19 €	TOTAL INCOME PER ACCUMULATOR CONTAINER AFTER TAXES	- €		TRACK INCOME PER CAR	3.243,19 €				-/- PER CAR/MONTH	810,80 €	INCOME AFTER TRACK PAYMENT AND TAX	56.403,09 €		ELECTRICITY COSTS	2.127,69 €	INCOME AFTER TRACK PAYMENT AND TAX PER MONTH	14.100,77 €		MAINTENANCE COSTS	- €	INCOME AFTER TRACK PAYMENT AND TAX PER CAR+ACCU	14.100,77 €		TOTAL COSTS	2.127,69 €	INCOME AFTER TRACK PAYMENT AND TAX PER CAR/MONTH	3.525,19 €							TRACK PROFIT	10.845,06 €				TRACK PROFIT PER MONTH	2.711,26 €				TRACK PR PER MONTH/CAR	677,82 €				INCOME AFTER TRACK PAYMENT AND TAX PER CAR	14.100,77 €				INCOME AFTER TRACK PAYMENT AND TAX PER ACCUMULATOR CONTAINER	- €				INCOME PER CAR PER MONTH	3.525,19 €				INCOME PER ACCU PER MONTH	- €				CAR DEPRECIATION MONTH	9				ACC DEPRECIATION MONTH	#ΔIAIP./O!
TOTAL SUM PER WEEK	5.113,79 €	188	EARN FROM CARS	5.113,79 €																																																																																																																							
TOTAL SUM PER MONTH	22.235,85 €	817	EARN FROM ACCO	- €																																																																																																																							
TOTAL SUM PERIOD 1	88.943,38 €	3268	TOTAL FROM CAR	88.943,38 €																																																																																																																							
EARNINGS PER CAR	22.235,85 €		TOTAL FROM ACCO	- €																																																																																																																							
EARNINGS PER ACCUMULATOR CONTAINER	- €																																																																																																																										
TOTAL INCOME AFTER TAXES	69.375,84 €		TRACK INCOME AFTER TAX	12.972,75 €																																																																																																																							
TOTAL INCOME PER CAR AFTER TAXES	21.346,41 €		TRACK INCOME PER MONTH	3.243,19 €																																																																																																																							
TOTAL INCOME PER ACCUMULATOR CONTAINER AFTER TAXES	- €		TRACK INCOME PER CAR	3.243,19 €																																																																																																																							
			-/- PER CAR/MONTH	810,80 €																																																																																																																							
INCOME AFTER TRACK PAYMENT AND TAX	56.403,09 €		ELECTRICITY COSTS	2.127,69 €																																																																																																																							
INCOME AFTER TRACK PAYMENT AND TAX PER MONTH	14.100,77 €		MAINTENANCE COSTS	- €																																																																																																																							
INCOME AFTER TRACK PAYMENT AND TAX PER CAR+ACCU	14.100,77 €		TOTAL COSTS	2.127,69 €																																																																																																																							
INCOME AFTER TRACK PAYMENT AND TAX PER CAR/MONTH	3.525,19 €																																																																																																																										
			TRACK PROFIT	10.845,06 €																																																																																																																							
			TRACK PROFIT PER MONTH	2.711,26 €																																																																																																																							
			TRACK PR PER MONTH/CAR	677,82 €																																																																																																																							
			INCOME AFTER TRACK PAYMENT AND TAX PER CAR	14.100,77 €																																																																																																																							
			INCOME AFTER TRACK PAYMENT AND TAX PER ACCUMULATOR CONTAINER	- €																																																																																																																							
			INCOME PER CAR PER MONTH	3.525,19 €																																																																																																																							
			INCOME PER ACCU PER MONTH	- €																																																																																																																							
			CAR DEPRECIATION MONTH	9																																																																																																																							
			ACC DEPRECIATION MONTH	#ΔIAIP./O!																																																																																																																							
<table border="1"> <tr> <th colspan="4">TRACK & CAR INFO</th> </tr> <tr> <td></td><td>COST OF 1 CAR</td><td>30.000,00 €</td><td></td> </tr> <tr> <td></td><td>COST OF 1 ACCUMULATOR CONTAINER</td><td>6.500,00 €</td><td></td> </tr> <tr> <th>TO</th><th>TC</th><th>TT</th><th></th> </tr> <tr> <td>MTW----</td><td>10</td><td>24</td><td>14</td> </tr> <tr> <td>---TF--</td><td>10</td><td>24</td><td>14</td> </tr> <tr> <td>-----SS</td><td>10</td><td>24</td><td>14</td> </tr> </table>														TRACK & CAR INFO					COST OF 1 CAR	30.000,00 €			COST OF 1 ACCUMULATOR CONTAINER	6.500,00 €		TO	TC	TT		MTW----	10	24	14	---TF--	10	24	14	-----SS	10	24	14																																																																																		
TRACK & CAR INFO																																																																																																																											
	COST OF 1 CAR	30.000,00 €																																																																																																																									
	COST OF 1 ACCUMULATOR CONTAINER	6.500,00 €																																																																																																																									
TO	TC	TT																																																																																																																									
MTW----	10	24	14																																																																																																																								
---TF--	10	24	14																																																																																																																								
-----SS	10	24	14																																																																																																																								

GROWTH PHASE 2																																																																																																																																
STRT Y	1	STRT M	4	END Y	1	END M	12	TOTAL M	8	BREAK P	0	STRT M TOT	7	END M	15																																																																																																																	
CARS:	7	ACCONT:	11	LENGTH:	1,25	FEE PER CAR:	400 €	FEE PER ACC:	60 €	RETURN %:	30,0%	BASE AMOUNT:	2 €	CHARGE PER MINUTE:	1,58 €																																																																																																																	
DAY	TYPE	AVLBL DT	<7MINS (AVG:5)	7-12 (AVG 10)	12-16 (AVG 14)	16-22(AVG 19)	>22 (AVG 25)	PROFIT PER DAY	PROFIT TOTAL	users	minutes used	ax minutes possit	C	A																																																																																																																		
MTW----	3	5	2	6	7	6	6	734,43 €	2.203,28 €	27	431	2820	4	6																																																																																																																		
---TF--	2	5	2	7	8	7	7	843,23 €	1.686,46 €	31	494	2820	4	6																																																																																																																		
-----SS	2	5	6	15	18	17	15	1.904,07 €	3.808,14 €	70	1117	2820	4	6																																																																																																																		
<table border="1"> <tr> <td>ITALY</td><td>KW COST</td><td>0,2161 €</td> </tr> <tr> <td></td><td>CAR MNTN</td><td>- €</td> </tr> <tr> <td>VAT</td><td>22 MONTHS</td><td>8</td> </tr> <tr> <td></td><td>CAR WORK</td><td>- €</td> </tr> <tr> <td></td><td>TOTAL WRK</td><td>- €</td> </tr> </table>														ITALY	KW COST	0,2161 €		CAR MNTN	- €	VAT	22 MONTHS	8		CAR WORK	- €		TOTAL WRK	- €																																																																																																				
ITALY	KW COST	0,2161 €																																																																																																																														
	CAR MNTN	- €																																																																																																																														
VAT	22 MONTHS	8																																																																																																																														
	CAR WORK	- €																																																																																																																														
	TOTAL WRK	- €																																																																																																																														
<table border="1"> <tr> <td>TOTAL SUM PER WEEK</td><td>7.697,88 €</td><td>283</td><td>EARN FROM CARS</td><td>7.697,88 €</td> </tr> <tr> <td>TOTAL SUM PER MONTH</td><td>33.472,04 €</td><td>1230</td><td>EARN FROM ACCO</td><td>- €</td> </tr> <tr> <td>TOTAL SUM PERIOD 1</td><td>267.776,36 €</td><td>9840</td><td>TOTAL FROM CAR</td><td>267.776,36 €</td> </tr> <tr> <td>EARNINGS PER CAR</td><td>38.253,77 €</td><td></td><td>TOTAL FROM ACCO</td><td>- €</td> </tr> <tr> <td>EARNINGS PER ACCUMULATOR CONTAINER</td><td>- €</td><td></td><td></td><td></td> </tr> <tr> <td>TOTAL INCOME AFTER TAXES</td><td>208.865,56 €</td><td></td><td>TRACK INCOME AFTER TAX</td><td>34.979,67 €</td> </tr> <tr> <td>TOTAL INCOME PER CAR AFTER TAXES</td><td>35.193,46 €</td><td></td><td>TRACK INCOME PER MONTH</td><td>4.372,46 €</td> </tr> <tr> <td>TOTAL INCOME PER ACCUMULATOR CONTAINER AFTER TAXES</td><td>- €</td><td></td><td>TRACK INCOME PER CAR</td><td>4.997,10 €</td> </tr> <tr> <td></td><td></td><td></td><td>-/- PER CAR/MONTH</td><td>624,64 €</td> </tr> <tr> <td>POSSIBLE INCOME FROM ADVERTISEMENTS</td><td>492,00 €</td><td></td><td>ELECTRICITY COSTS</td><td>3.868,54 €</td> </tr> <tr> <td>INCOME AFTER TRACK PAYMENT AND TAX</td><td>173.885,89 €</td><td></td><td>MAINTENANCE COSTS</td><td>- €</td> </tr> <tr> <td>INCOME AFTER TRACK PAYMENT AND TAX PER MONTH</td><td>21.735,74 €</td><td></td><td>TOTAL COSTS</td><td>3.868,54 €</td> </tr> <tr> <td>INCOME AFTER TRACK PAYMENT AND TAX PER CAR+ACCU</td><td>24.840,84 €</td><td></td><td></td><td></td> </tr> <tr> <td>INCOME AFTER TRACK PAYMENT AND TAX PER CAR/MONTH</td><td>3.105,11 €</td><td></td><td></td><td></td> </tr> <tr> <td></td><td></td><td></td><td>TRACK PROFIT</td><td>31.111,13 €</td> </tr> <tr> <td></td><td></td><td></td><td>TRACK PROFIT PER MONTH</td><td>3.888,89 €</td> </tr> <tr> <td></td><td></td><td></td><td>TRACK PR PER MONTH/CAR</td><td>555,56 €</td> </tr> <tr> <td></td><td></td><td></td><td>INCOME AFTER TRACK PAYMENT AND TAX PER CAR</td><td>24.840,84 €</td> </tr> <tr> <td></td><td></td><td></td><td>INCOME AFTER TRACK PAYMENT AND TAX PER ACCUMULATOR CONTAINER</td><td>- €</td> </tr> <tr> <td></td><td></td><td></td><td>INCOME PER CAR PER MONTH</td><td>3.105,11 €</td> </tr> <tr> <td></td><td></td><td></td><td>INCOME PER ACCU PER MONTH</td><td>- €</td> </tr> <tr> <td></td><td></td><td></td><td>CAR DEPRECIATION MONTH</td><td>10</td> </tr> <tr> <td></td><td></td><td></td><td>ACC DEPRECIATION MONTH</td><td>#ΔIAIP./O!</td> </tr> </table>														TOTAL SUM PER WEEK	7.697,88 €	283	EARN FROM CARS	7.697,88 €	TOTAL SUM PER MONTH	33.472,04 €	1230	EARN FROM ACCO	- €	TOTAL SUM PERIOD 1	267.776,36 €	9840	TOTAL FROM CAR	267.776,36 €	EARNINGS PER CAR	38.253,77 €		TOTAL FROM ACCO	- €	EARNINGS PER ACCUMULATOR CONTAINER	- €				TOTAL INCOME AFTER TAXES	208.865,56 €		TRACK INCOME AFTER TAX	34.979,67 €	TOTAL INCOME PER CAR AFTER TAXES	35.193,46 €		TRACK INCOME PER MONTH	4.372,46 €	TOTAL INCOME PER ACCUMULATOR CONTAINER AFTER TAXES	- €		TRACK INCOME PER CAR	4.997,10 €				-/- PER CAR/MONTH	624,64 €	POSSIBLE INCOME FROM ADVERTISEMENTS	492,00 €		ELECTRICITY COSTS	3.868,54 €	INCOME AFTER TRACK PAYMENT AND TAX	173.885,89 €		MAINTENANCE COSTS	- €	INCOME AFTER TRACK PAYMENT AND TAX PER MONTH	21.735,74 €		TOTAL COSTS	3.868,54 €	INCOME AFTER TRACK PAYMENT AND TAX PER CAR+ACCU	24.840,84 €				INCOME AFTER TRACK PAYMENT AND TAX PER CAR/MONTH	3.105,11 €							TRACK PROFIT	31.111,13 €				TRACK PROFIT PER MONTH	3.888,89 €				TRACK PR PER MONTH/CAR	555,56 €				INCOME AFTER TRACK PAYMENT AND TAX PER CAR	24.840,84 €				INCOME AFTER TRACK PAYMENT AND TAX PER ACCUMULATOR CONTAINER	- €				INCOME PER CAR PER MONTH	3.105,11 €				INCOME PER ACCU PER MONTH	- €				CAR DEPRECIATION MONTH	10				ACC DEPRECIATION MONTH	#ΔIAIP./O!
TOTAL SUM PER WEEK	7.697,88 €	283	EARN FROM CARS	7.697,88 €																																																																																																																												
TOTAL SUM PER MONTH	33.472,04 €	1230	EARN FROM ACCO	- €																																																																																																																												
TOTAL SUM PERIOD 1	267.776,36 €	9840	TOTAL FROM CAR	267.776,36 €																																																																																																																												
EARNINGS PER CAR	38.253,77 €		TOTAL FROM ACCO	- €																																																																																																																												
EARNINGS PER ACCUMULATOR CONTAINER	- €																																																																																																																															
TOTAL INCOME AFTER TAXES	208.865,56 €		TRACK INCOME AFTER TAX	34.979,67 €																																																																																																																												
TOTAL INCOME PER CAR AFTER TAXES	35.193,46 €		TRACK INCOME PER MONTH	4.372,46 €																																																																																																																												
TOTAL INCOME PER ACCUMULATOR CONTAINER AFTER TAXES	- €		TRACK INCOME PER CAR	4.997,10 €																																																																																																																												
			-/- PER CAR/MONTH	624,64 €																																																																																																																												
POSSIBLE INCOME FROM ADVERTISEMENTS	492,00 €		ELECTRICITY COSTS	3.868,54 €																																																																																																																												
INCOME AFTER TRACK PAYMENT AND TAX	173.885,89 €		MAINTENANCE COSTS	- €																																																																																																																												
INCOME AFTER TRACK PAYMENT AND TAX PER MONTH	21.735,74 €		TOTAL COSTS	3.868,54 €																																																																																																																												
INCOME AFTER TRACK PAYMENT AND TAX PER CAR+ACCU	24.840,84 €																																																																																																																															
INCOME AFTER TRACK PAYMENT AND TAX PER CAR/MONTH	3.105,11 €																																																																																																																															
			TRACK PROFIT	31.111,13 €																																																																																																																												
			TRACK PROFIT PER MONTH	3.888,89 €																																																																																																																												
			TRACK PR PER MONTH/CAR	555,56 €																																																																																																																												
			INCOME AFTER TRACK PAYMENT AND TAX PER CAR	24.840,84 €																																																																																																																												
			INCOME AFTER TRACK PAYMENT AND TAX PER ACCUMULATOR CONTAINER	- €																																																																																																																												
			INCOME PER CAR PER MONTH	3.105,11 €																																																																																																																												
			INCOME PER ACCU PER MONTH	- €																																																																																																																												
			CAR DEPRECIATION MONTH	10																																																																																																																												
			ACC DEPRECIATION MONTH	#ΔIAIP./O!																																																																																																																												
<table border="1"> <tr> <th colspan="4">TRACK & CAR INFO</th> </tr> <tr> <td></td><td>COST OF 1 CAR</td><td>30.000,00 €</td><td></td> </tr> <tr> <td></td><td>COST OF 1 ACCUMULATOR CONTAINER</td><td>6.500,00 €</td><td></td> </tr> <tr> <th>TO</th><th>TC</th><th>TT</th><th></th> </tr> <tr> <td>MTW----</td><td>9</td><td>21</td><td>12</td> </tr> <tr> <td>---TF--</td><td>9</td><td>21</td><td>12</td> </tr> <tr> <td>-----SS</td><td>9</td><td>21</td><td>12</td> </tr> </table>														TRACK & CAR INFO					COST OF 1 CAR	30.000,00 €			COST OF 1 ACCUMULATOR CONTAINER	6.500,00 €		TO	TC	TT		MTW----	9	21	12	---TF--	9	21	12	-----SS	9	21	12																																																																																							
TRACK & CAR INFO																																																																																																																																
	COST OF 1 CAR	30.000,00 €																																																																																																																														
	COST OF 1 ACCUMULATOR CONTAINER	6.500,00 €																																																																																																																														
TO	TC	TT																																																																																																																														
MTW----	9	21	12																																																																																																																													
---TF--	9	21	12																																																																																																																													
-----SS	9	21	12																																																																																																																													

MATURITY 1																																																																																										
STR Y	1	STR M	12	END Y	2	END M	10	TOTAL M	10	BREAK P	1	STR M TOT	15	END M	25																																																																											
CARS:	7	ACCONT:	11	LENGTH:	1,25	FEE PER CAR:	400 €	FEE PER ACC:	60 €	RETURN %:	30,0%	BASE AMOUNT:	2 €	CHARGE PER MINUTE:	1,58 €																																																																											
DAY	TYPE	AVLBL DT	<7MINS (AVG:5)	7-12 (AVG 10)	12-16 (AVG 14)	16-22(AVG 19)	>22 (AVG 25)	PROFIT PER DAY	PROFIT TOTAL	users	minutes used	ax minutes possit	C	A																																																																												
MTW----	3	5	3	8	10	9	8	1.033,64 €	3.100,91 €	38	606	2820	4	6																																																																												
---TF--	2		4	9	12	11	9	1.224,05 €	2.448,09 €	45	718	2820	4	6																																																																												
-----SS	2		9	24	30	28	24	3.128,12 €	6.256,23 €	115	1834	2820	4	6																																																																												
<table border="1"> <tr><td>KW COST</td><td>0,2161 €</td></tr> <tr><td>CAR MNTN</td><td>- €</td></tr> <tr><td>CAR WORK</td><td>- €</td></tr> <tr><td>TOTAL WRK</td><td>- €</td></tr> </table>								KW COST	0,2161 €	CAR MNTN	- €	CAR WORK	- €	TOTAL WRK	- €	<table border="1"> <tr><td>TOTAL SUM PER WEEK</td><td>11.805,23 €</td><td>434</td><td>EARN FROM CARS</td><td>9.846,59 €</td></tr> <tr><td>TOTAL SUM PER MONTH</td><td>51.331,69 €</td><td>1887</td><td>EARN FROM ACCO</td><td>1.958,64 €</td></tr> <tr><td>TOTAL SUM PERIOD 1</td><td>513.316,87 €</td><td>18870</td><td>TOTAL FROM CAR</td><td>428.150,90 €</td></tr> <tr><td>EARNINGS PER CAR</td><td>61.164,41 €</td><td></td><td>TOTAL FROM ACCO</td><td>85.165,97 €</td></tr> <tr><td>EARNINGS PER ACCUMULATOR CONTAINER</td><td>7.742,36 €</td><td></td><td></td><td></td></tr> <tr><td>TOTAL INCOME AFTER TAXES</td><td>400.387,16 €</td><td></td><td>TRACK INCOME AFTER TAX</td><td>85.516,15 €</td></tr> <tr><td>TOTAL INCOME PER CAR AFTER TAXES</td><td>55.047,97 €</td><td></td><td>TRACK INCOME PER MONTH</td><td>8.551,61 €</td></tr> <tr><td>TOTAL INCOME PER ACCUMULATOR CONTAINER AFTER TAXES</td><td>6.968,13 €</td><td></td><td>TRACK INCOME PER CAR</td><td>12.216,59 €</td></tr> <tr><td>POSSIBLE INCOME FROM ADVERTISEMENTS</td><td>943,50 €</td><td></td><td>-/- PER CAR/MONTH</td><td>1.221,66 €</td></tr> <tr><td>INCOME AFTER TRACK PAYMENT AND TAX</td><td>314.871,01 €</td><td></td><td>ELECTRICITY COSTS</td><td>4.835,67 €</td></tr> <tr><td>INCOME AFTER TRACK PAYMENT AND TAX PER MONTH</td><td>31.487,10 €</td><td></td><td>MAINTENANCE COSTS</td><td>- €</td></tr> <tr><td>INCOME AFTER TRACK PAYMENT AND TAX PER CAR+ACCU</td><td>44.981,57 €</td><td></td><td>TOTAL COSTS</td><td>4.835,67 €</td></tr> <tr><td>INCOME AFTER TRACK PAYMENT AND TAX PER CAR/MONTH</td><td>4.498,16 €</td><td></td><td></td><td></td></tr> </table>		TOTAL SUM PER WEEK	11.805,23 €	434	EARN FROM CARS	9.846,59 €	TOTAL SUM PER MONTH	51.331,69 €	1887	EARN FROM ACCO	1.958,64 €	TOTAL SUM PERIOD 1	513.316,87 €	18870	TOTAL FROM CAR	428.150,90 €	EARNINGS PER CAR	61.164,41 €		TOTAL FROM ACCO	85.165,97 €	EARNINGS PER ACCUMULATOR CONTAINER	7.742,36 €				TOTAL INCOME AFTER TAXES	400.387,16 €		TRACK INCOME AFTER TAX	85.516,15 €	TOTAL INCOME PER CAR AFTER TAXES	55.047,97 €		TRACK INCOME PER MONTH	8.551,61 €	TOTAL INCOME PER ACCUMULATOR CONTAINER AFTER TAXES	6.968,13 €		TRACK INCOME PER CAR	12.216,59 €	POSSIBLE INCOME FROM ADVERTISEMENTS	943,50 €		-/- PER CAR/MONTH	1.221,66 €	INCOME AFTER TRACK PAYMENT AND TAX	314.871,01 €		ELECTRICITY COSTS	4.835,67 €	INCOME AFTER TRACK PAYMENT AND TAX PER MONTH	31.487,10 €		MAINTENANCE COSTS	- €	INCOME AFTER TRACK PAYMENT AND TAX PER CAR+ACCU	44.981,57 €		TOTAL COSTS	4.835,67 €	INCOME AFTER TRACK PAYMENT AND TAX PER CAR/MONTH	4.498,16 €				<table border="1"> <tr><td>TRACK PROFIT</td><td>80.680,48 €</td></tr> <tr><td>TRACK PROFIT PER MONTH</td><td>8.068,05 €</td></tr> <tr><td>TRACK PR PER MONTH/CAR</td><td>1.152,58 €</td></tr> </table>		TRACK PROFIT	80.680,48 €	TRACK PROFIT PER MONTH	8.068,05 €	TRACK PR PER MONTH/CAR	1.152,58 €
KW COST	0,2161 €																																																																																									
CAR MNTN	- €																																																																																									
CAR WORK	- €																																																																																									
TOTAL WRK	- €																																																																																									
TOTAL SUM PER WEEK	11.805,23 €	434	EARN FROM CARS	9.846,59 €																																																																																						
TOTAL SUM PER MONTH	51.331,69 €	1887	EARN FROM ACCO	1.958,64 €																																																																																						
TOTAL SUM PERIOD 1	513.316,87 €	18870	TOTAL FROM CAR	428.150,90 €																																																																																						
EARNINGS PER CAR	61.164,41 €		TOTAL FROM ACCO	85.165,97 €																																																																																						
EARNINGS PER ACCUMULATOR CONTAINER	7.742,36 €																																																																																									
TOTAL INCOME AFTER TAXES	400.387,16 €		TRACK INCOME AFTER TAX	85.516,15 €																																																																																						
TOTAL INCOME PER CAR AFTER TAXES	55.047,97 €		TRACK INCOME PER MONTH	8.551,61 €																																																																																						
TOTAL INCOME PER ACCUMULATOR CONTAINER AFTER TAXES	6.968,13 €		TRACK INCOME PER CAR	12.216,59 €																																																																																						
POSSIBLE INCOME FROM ADVERTISEMENTS	943,50 €		-/- PER CAR/MONTH	1.221,66 €																																																																																						
INCOME AFTER TRACK PAYMENT AND TAX	314.871,01 €		ELECTRICITY COSTS	4.835,67 €																																																																																						
INCOME AFTER TRACK PAYMENT AND TAX PER MONTH	31.487,10 €		MAINTENANCE COSTS	- €																																																																																						
INCOME AFTER TRACK PAYMENT AND TAX PER CAR+ACCU	44.981,57 €		TOTAL COSTS	4.835,67 €																																																																																						
INCOME AFTER TRACK PAYMENT AND TAX PER CAR/MONTH	4.498,16 €																																																																																									
TRACK PROFIT	80.680,48 €																																																																																									
TRACK PROFIT PER MONTH	8.068,05 €																																																																																									
TRACK PR PER MONTH/CAR	1.152,58 €																																																																																									
<table border="1"> <tr><td>COST OF 1 CAR</td><td>30.000,00 €</td></tr> <tr><td>COST OF 1 ACCUMULATOR CONTAINER</td><td>6.500,00 €</td></tr> </table>								COST OF 1 CAR	30.000,00 €	COST OF 1 ACCUMULATOR CONTAINER	6.500,00 €	<table border="1"> <tr><td>INCOME AFTER TRACK PAYMENT AND TAX PER CAR</td><td>37.518,54 €</td></tr> <tr><td>INCOME AFTER TRACK PAYMENT AND TAX PER ACCUMULATOR CONTAINER</td><td>4.749,20 €</td></tr> <tr><td>INCOME PER CAR PER MONTH</td><td>3.751,85 €</td></tr> <tr><td>INCOME PER ACCU PER MONTH</td><td>474,92 €</td></tr> </table>		INCOME AFTER TRACK PAYMENT AND TAX PER CAR	37.518,54 €	INCOME AFTER TRACK PAYMENT AND TAX PER ACCUMULATOR CONTAINER	4.749,20 €	INCOME PER CAR PER MONTH	3.751,85 €	INCOME PER ACCU PER MONTH	474,92 €	<table border="1"> <tr><td>CAR DEPRECIATION MONTH</td><td>8</td></tr> <tr><td>ACC DEPRECIATION MONTH</td><td>14</td></tr> </table>		CAR DEPRECIATION MONTH	8	ACC DEPRECIATION MONTH	14																																																															
COST OF 1 CAR	30.000,00 €																																																																																									
COST OF 1 ACCUMULATOR CONTAINER	6.500,00 €																																																																																									
INCOME AFTER TRACK PAYMENT AND TAX PER CAR	37.518,54 €																																																																																									
INCOME AFTER TRACK PAYMENT AND TAX PER ACCUMULATOR CONTAINER	4.749,20 €																																																																																									
INCOME PER CAR PER MONTH	3.751,85 €																																																																																									
INCOME PER ACCU PER MONTH	474,92 €																																																																																									
CAR DEPRECIATION MONTH	8																																																																																									
ACC DEPRECIATION MONTH	14																																																																																									
<table border="1"> <tr><th colspan="4">TRACK & CAR INFO</th></tr> <tr><td>TO</td><td>TC</td><td>TT</td><td></td></tr> <tr><td>9</td><td>21</td><td>12</td><td></td></tr> <tr><td>9</td><td>21</td><td>12</td><td></td></tr> <tr><td>9</td><td>21</td><td>12</td><td></td></tr> </table>														TRACK & CAR INFO				TO	TC	TT		9	21	12		9	21	12		9	21	12																																																										
TRACK & CAR INFO																																																																																										
TO	TC	TT																																																																																								
9	21	12																																																																																								
9	21	12																																																																																								
9	21	12																																																																																								

MATURITY 2																																																																																										
STR Y	2	STR M	10	END Y	3	END M	10	TOTAL M	12	BREAK P	1	STR M TOT	25	END M	37																																																																											
CARS:	7	ACCONT:	11	LENGTH:	1,25	FEE PER CAR:	400 €	FEE PER ACC:	60 €	RETURN %:	30,0%	BASE AMOUNT:	2 €	CHARGE PER MINUTE:	1,58 €																																																																											
DAY	TYPE	AVLBL DT	<7MINS (AVG:5)	7-12 (AVG 10)	12-16 (AVG 14)	16-22(AVG 19)	>22 (AVG 25)	PROFIT PER DAY	PROFIT TOTAL	users	minutes used	ax minutes possit	C	A																																																																												
MTW----	3	5	3	7	9	8	7	924,83 €	2.774,50 €	34	542	2820	4	6																																																																												
---TF--	2		3	9	11	10	9	1.142,44 €	2.284,88 €	42	670	2820	4	6																																																																												
-----SS	2		9	23	29	26	23	2.992,11 €	5.984,22 €	110	1755	2820	4	6																																																																												
<table border="1"> <tr><td>KW COST</td><td>0,2161 €</td></tr> <tr><td>CAR MNTN</td><td>- €</td></tr> <tr><td>CAR WORK</td><td>- €</td></tr> <tr><td>TOTAL WRK</td><td>- €</td></tr> </table>								KW COST	0,2161 €	CAR MNTN	- €	CAR WORK	- €	TOTAL WRK	- €	<table border="1"> <tr><td>TOTAL SUM PER WEEK</td><td>11.043,61 €</td><td>406</td><td>EARN FROM CARS</td><td>9.356,97 €</td></tr> <tr><td>TOTAL SUM PER MONTH</td><td>48.019,97 €</td><td>1765</td><td>EARN FROM ACCO</td><td>1.686,63 €</td></tr> <tr><td>TOTAL SUM PERIOD 1</td><td>576.239,59 €</td><td>21180</td><td>TOTAL FROM CAR</td><td>488.233,51 €</td></tr> <tr><td>EARNINGS PER CAR</td><td>69.747,64 €</td><td></td><td>TOTAL FROM ACCO</td><td>88.006,08 €</td></tr> <tr><td>EARNINGS PER ACCUMULATOR CONTAINER</td><td>8.000,55 €</td><td></td><td></td><td></td></tr> <tr><td>TOTAL INCOME AFTER TAXES</td><td>449.466,88 €</td><td></td><td>TRACK INCOME AFTER TAX</td><td>93.320,06 €</td></tr> <tr><td>TOTAL INCOME PER CAR AFTER TAXES</td><td>61.377,93 €</td><td></td><td>TRACK INCOME PER MONTH</td><td>7.776,67 €</td></tr> <tr><td>TOTAL INCOME PER ACCUMULATOR CONTAINER AFTER TAXES</td><td>7.040,49 €</td><td></td><td>TRACK INCOME PER CAR</td><td>13.331,44 €</td></tr> <tr><td>POSSIBLE INCOME FROM ADVERTISEMENTS</td><td>1.059,00 €</td><td></td><td>-/- PER CAR/MONTH</td><td>1.110,95 €</td></tr> <tr><td>INCOME AFTER TRACK PAYMENT AND TAX</td><td>356.146,81 €</td><td></td><td>ELECTRICITY COSTS</td><td>5.802,80 €</td></tr> <tr><td>INCOME AFTER TRACK PAYMENT AND TAX PER MONTH</td><td>29.678,90 €</td><td></td><td>MAINTENANCE COSTS</td><td>- €</td></tr> <tr><td>INCOME AFTER TRACK PAYMENT AND TAX PER CAR+ACCU</td><td>50.878,12 €</td><td></td><td>TOTAL COSTS</td><td>5.802,80 €</td></tr> <tr><td>INCOME AFTER TRACK PAYMENT AND TAX PER CAR/MONTH</td><td>4.239,84 €</td><td></td><td></td><td></td></tr> </table>		TOTAL SUM PER WEEK	11.043,61 €	406	EARN FROM CARS	9.356,97 €	TOTAL SUM PER MONTH	48.019,97 €	1765	EARN FROM ACCO	1.686,63 €	TOTAL SUM PERIOD 1	576.239,59 €	21180	TOTAL FROM CAR	488.233,51 €	EARNINGS PER CAR	69.747,64 €		TOTAL FROM ACCO	88.006,08 €	EARNINGS PER ACCUMULATOR CONTAINER	8.000,55 €				TOTAL INCOME AFTER TAXES	449.466,88 €		TRACK INCOME AFTER TAX	93.320,06 €	TOTAL INCOME PER CAR AFTER TAXES	61.377,93 €		TRACK INCOME PER MONTH	7.776,67 €	TOTAL INCOME PER ACCUMULATOR CONTAINER AFTER TAXES	7.040,49 €		TRACK INCOME PER CAR	13.331,44 €	POSSIBLE INCOME FROM ADVERTISEMENTS	1.059,00 €		-/- PER CAR/MONTH	1.110,95 €	INCOME AFTER TRACK PAYMENT AND TAX	356.146,81 €		ELECTRICITY COSTS	5.802,80 €	INCOME AFTER TRACK PAYMENT AND TAX PER MONTH	29.678,90 €		MAINTENANCE COSTS	- €	INCOME AFTER TRACK PAYMENT AND TAX PER CAR+ACCU	50.878,12 €		TOTAL COSTS	5.802,80 €	INCOME AFTER TRACK PAYMENT AND TAX PER CAR/MONTH	4.239,84 €				<table border="1"> <tr><td>TRACK PROFIT</td><td>87.517,26 €</td></tr> <tr><td>TRACK PROFIT PER MONTH</td><td>7.293,10 €</td></tr> <tr><td>TRACK PR PER MONTH/CAR</td><td>1.041,87 €</td></tr> </table>		TRACK PROFIT	87.517,26 €	TRACK PROFIT PER MONTH	7.293,10 €	TRACK PR PER MONTH/CAR	1.041,87 €
KW COST	0,2161 €																																																																																									
CAR MNTN	- €																																																																																									
CAR WORK	- €																																																																																									
TOTAL WRK	- €																																																																																									
TOTAL SUM PER WEEK	11.043,61 €	406	EARN FROM CARS	9.356,97 €																																																																																						
TOTAL SUM PER MONTH	48.019,97 €	1765	EARN FROM ACCO	1.686,63 €																																																																																						
TOTAL SUM PERIOD 1	576.239,59 €	21180	TOTAL FROM CAR	488.233,51 €																																																																																						
EARNINGS PER CAR	69.747,64 €		TOTAL FROM ACCO	88.006,08 €																																																																																						
EARNINGS PER ACCUMULATOR CONTAINER	8.000,55 €																																																																																									
TOTAL INCOME AFTER TAXES	449.466,88 €		TRACK INCOME AFTER TAX	93.320,06 €																																																																																						
TOTAL INCOME PER CAR AFTER TAXES	61.377,93 €		TRACK INCOME PER MONTH	7.776,67 €																																																																																						
TOTAL INCOME PER ACCUMULATOR CONTAINER AFTER TAXES	7.040,49 €		TRACK INCOME PER CAR	13.331,44 €																																																																																						
POSSIBLE INCOME FROM ADVERTISEMENTS	1.059,00 €		-/- PER CAR/MONTH	1.110,95 €																																																																																						
INCOME AFTER TRACK PAYMENT AND TAX	356.146,81 €		ELECTRICITY COSTS	5.802,80 €																																																																																						
INCOME AFTER TRACK PAYMENT AND TAX PER MONTH	29.678,90 €		MAINTENANCE COSTS	- €																																																																																						
INCOME AFTER TRACK PAYMENT AND TAX PER CAR+ACCU	50.878,12 €		TOTAL COSTS	5.802,80 €																																																																																						
INCOME AFTER TRACK PAYMENT AND TAX PER CAR/MONTH	4.239,84 €																																																																																									
TRACK PROFIT	87.517,26 €																																																																																									
TRACK PROFIT PER MONTH	7.293,10 €																																																																																									
TRACK PR PER MONTH/CAR	1.041,87 €																																																																																									
<table border="1"> <tr><td>COST OF 1 CAR</td><td>30.000,00 €</td></tr> <tr><td>COST OF 1 ACCUMULATOR CONTAINER</td><td>6.500,00 €</td></tr> </table>								COST OF 1 CAR	30.000,00 €	COST OF 1 ACCUMULATOR CONTAINER	6.500,00 €	<table border="1"> <tr><td>INCOME AFTER TRACK PAYMENT AND TAX PER CAR</td><td>43.107,77 €</td></tr> <tr><td>INCOME AFTER TRACK PAYMENT AND TAX PER ACCUMULATOR CONTAINER</td><td>4.944,77 €</td></tr> <tr><td>INCOME PER CAR PER MONTH</td><td>3.592,31 €</td></tr> <tr><td>INCOME PER ACCU PER MONTH</td><td>412,06 €</td></tr> </table>		INCOME AFTER TRACK PAYMENT AND TAX PER CAR	43.107,77 €	INCOME AFTER TRACK PAYMENT AND TAX PER ACCUMULATOR CONTAINER	4.944,77 €	INCOME PER CAR PER MONTH	3.592,31 €	INCOME PER ACCU PER MONTH	412,06 €	<table border="1"> <tr><td>CAR DEPRECIATION MONTH</td><td>9</td></tr> <tr><td>ACC DEPRECIATION MONTH</td><td>16</td></tr> </table>		CAR DEPRECIATION MONTH	9	ACC DEPRECIATION MONTH	16																																																															
COST OF 1 CAR	30.000,00 €																																																																																									
COST OF 1 ACCUMULATOR CONTAINER	6.500,00 €																																																																																									
INCOME AFTER TRACK PAYMENT AND TAX PER CAR	43.107,77 €																																																																																									
INCOME AFTER TRACK PAYMENT AND TAX PER ACCUMULATOR CONTAINER	4.944,77 €																																																																																									
INCOME PER CAR PER MONTH	3.592,31 €																																																																																									
INCOME PER ACCU PER MONTH	412,06 €																																																																																									
CAR DEPRECIATION MONTH	9																																																																																									
ACC DEPRECIATION MONTH	16																																																																																									
<table border="1"> <tr><th colspan="4">TRACK & CAR INFO</th></tr> <tr><td>TO</td><td>TC</td><td>TT</td><td></td></tr> <tr><td>9</td><td>21</td><td>12</td><td></td></tr> <tr><td>9</td><td>21</td><td>12</td><td></td></tr> <tr><td>9</td><td>21</td><td>12</td><td></td></tr> </table>														TRACK & CAR INFO				TO	TC	TT		9	21	12		9	21	12		9	21	12																																																										
TRACK & CAR INFO																																																																																										
TO	TC	TT																																																																																								
9	21	12																																																																																								
9	21	12																																																																																								
9	21	12																																																																																								

MILANO EXPECTED INCOME																																																																														
Maturity 3																																																																														
STRT Y	3	STRT M	10	END Y	4	END M	12	TOTAL M	14	BREAK P	1	STRT M TOT	37	END M	51																																																															
CARS:	7	ACCONT:	11	LENGTH:		FEE PER CAR:	400 €	FEE PER ACC:	60 €	RETURN %:	30,0%	BASE AMOUNT:	2 €	CHARGE PER MINUTE:	1,58 €																																																															
DAY	TYPE	AVLBL DT	<7MINS (AVG:5)	7-12 (AVG 10)	12-16 (AVG 14)	16-22(AVG 19)	>22 (AVG 25)	PROFIT PER DAY	PROFIT TOTAL	users	minutes used	ax minutes possit	C	A																																																																
MTW----	3	5	2	7	8	7	7	843,23 €	2.529,69 €	31	494	2820	4	6																																																																
---TF--	2		3	8	10	9	8	1.006,44 €	2.012,87 €	37	590	2820	4	6																																																																
-----SS	2		8	21	27	24	21	2.774,50 €	5.549,00 €	102	1627	2820	4	6																																																																
<table border="1"> <tr> <td>ITALY</td><td>KW COST</td><td>0,2161 €</td></tr> <tr> <td></td><td>CAR MNTN</td><td>- €</td></tr> <tr> <td>VAT</td><td>CAR WORK</td><td>- €</td></tr> <tr> <td></td><td>TOTAL WRK</td><td>- €</td></tr> </table>														ITALY	KW COST	0,2161 €		CAR MNTN	- €	VAT	CAR WORK	- €		TOTAL WRK	- €																																																					
ITALY	KW COST	0,2161 €																																																																												
	CAR MNTN	- €																																																																												
VAT	CAR WORK	- €																																																																												
	TOTAL WRK	- €																																																																												
<table border="1"> <tr> <td>TOTAL SUM PER WEEK</td><td>10.091,57 €</td><td>371</td><td>EARN FROM CARS</td><td>8.840,15 €</td></tr> <tr> <td>TOTAL SUM PER MONTH</td><td>43.880,31 €</td><td>1613</td><td>EARN FROM ACCO</td><td>1.251,42 €</td></tr> <tr> <td>TOTAL SUM PERIOD 1</td><td>614.324,39 €</td><td>22582</td><td>TOTAL FROM CAR</td><td>538.144,40 €</td></tr> <tr> <td>EARNINGS PER CAR</td><td>76.877,77 €</td><td></td><td>TOTAL FROM ACCO</td><td>76.179,98 €</td></tr> <tr> <td>EARNINGS PER ACCUMULATOR CONTAINER</td><td>6.925,45 €</td><td></td><td></td><td></td></tr> <tr> <td>TOTAL INCOME AFTER TAXES</td><td>479.173,02 €</td><td></td><td>TRACK INCOME AFTER TAX</td><td>95.311,91 €</td></tr> <tr> <td>TOTAL INCOME PER CAR AFTER TAXES</td><td>66.114,88 €</td><td></td><td>TRACK INCOME PER MONTH</td><td>6.807,99 €</td></tr> <tr> <td>TOTAL INCOME PER ACCUMULATOR CONTAINER AFTER TAXES</td><td>5.955,89 €</td><td></td><td>TRACK INCOME PER CAR</td><td>13.615,99 €</td></tr> <tr> <td>POSSIBLE INCOME FROM ADVERTISEMENTS</td><td>1.129,10 €</td><td></td><td>-/- PER CAR/MONTH</td><td>972,57 €</td></tr> <tr> <td>INCOME AFTER TRACK PAYMENT AND TAX</td><td>383.861,12 €</td><td></td><td>ELECTRICITY COSTS</td><td>6.769,94 €</td></tr> <tr> <td>INCOME AFTER TRACK PAYMENT AND TAX PER MONTH</td><td>27.418,65 €</td><td></td><td>MAINTENANCE COSTS</td><td>- €</td></tr> <tr> <td>INCOME AFTER TRACK PAYMENT AND TAX PER CAR+ACCU</td><td>54.837,30 €</td><td></td><td>TOTAL COSTS</td><td>6.769,94 €</td></tr> <tr> <td>INCOME AFTER TRACK PAYMENT AND TAX PER CAR/MONTH</td><td>3.916,95 €</td><td></td><td></td><td></td></tr> </table>														TOTAL SUM PER WEEK	10.091,57 €	371	EARN FROM CARS	8.840,15 €	TOTAL SUM PER MONTH	43.880,31 €	1613	EARN FROM ACCO	1.251,42 €	TOTAL SUM PERIOD 1	614.324,39 €	22582	TOTAL FROM CAR	538.144,40 €	EARNINGS PER CAR	76.877,77 €		TOTAL FROM ACCO	76.179,98 €	EARNINGS PER ACCUMULATOR CONTAINER	6.925,45 €				TOTAL INCOME AFTER TAXES	479.173,02 €		TRACK INCOME AFTER TAX	95.311,91 €	TOTAL INCOME PER CAR AFTER TAXES	66.114,88 €		TRACK INCOME PER MONTH	6.807,99 €	TOTAL INCOME PER ACCUMULATOR CONTAINER AFTER TAXES	5.955,89 €		TRACK INCOME PER CAR	13.615,99 €	POSSIBLE INCOME FROM ADVERTISEMENTS	1.129,10 €		-/- PER CAR/MONTH	972,57 €	INCOME AFTER TRACK PAYMENT AND TAX	383.861,12 €		ELECTRICITY COSTS	6.769,94 €	INCOME AFTER TRACK PAYMENT AND TAX PER MONTH	27.418,65 €		MAINTENANCE COSTS	- €	INCOME AFTER TRACK PAYMENT AND TAX PER CAR+ACCU	54.837,30 €		TOTAL COSTS	6.769,94 €	INCOME AFTER TRACK PAYMENT AND TAX PER CAR/MONTH	3.916,95 €			
TOTAL SUM PER WEEK	10.091,57 €	371	EARN FROM CARS	8.840,15 €																																																																										
TOTAL SUM PER MONTH	43.880,31 €	1613	EARN FROM ACCO	1.251,42 €																																																																										
TOTAL SUM PERIOD 1	614.324,39 €	22582	TOTAL FROM CAR	538.144,40 €																																																																										
EARNINGS PER CAR	76.877,77 €		TOTAL FROM ACCO	76.179,98 €																																																																										
EARNINGS PER ACCUMULATOR CONTAINER	6.925,45 €																																																																													
TOTAL INCOME AFTER TAXES	479.173,02 €		TRACK INCOME AFTER TAX	95.311,91 €																																																																										
TOTAL INCOME PER CAR AFTER TAXES	66.114,88 €		TRACK INCOME PER MONTH	6.807,99 €																																																																										
TOTAL INCOME PER ACCUMULATOR CONTAINER AFTER TAXES	5.955,89 €		TRACK INCOME PER CAR	13.615,99 €																																																																										
POSSIBLE INCOME FROM ADVERTISEMENTS	1.129,10 €		-/- PER CAR/MONTH	972,57 €																																																																										
INCOME AFTER TRACK PAYMENT AND TAX	383.861,12 €		ELECTRICITY COSTS	6.769,94 €																																																																										
INCOME AFTER TRACK PAYMENT AND TAX PER MONTH	27.418,65 €		MAINTENANCE COSTS	- €																																																																										
INCOME AFTER TRACK PAYMENT AND TAX PER CAR+ACCU	54.837,30 €		TOTAL COSTS	6.769,94 €																																																																										
INCOME AFTER TRACK PAYMENT AND TAX PER CAR/MONTH	3.916,95 €																																																																													
<table border="1"> <tr> <td>TRACK & CAR INFO</td><td>COST OF 1 CAR</td><td>30.000,00 €</td><td>TRACK PROFIT</td><td>88.541,97 €</td></tr> <tr> <td></td><td>COST OF 1 ACCUMULATOR CONTAINER</td><td>6.500,00 €</td><td>TRACK PROFIT PER MONTH</td><td>6.324,43 €</td></tr> <tr> <td></td><td></td><td></td><td>TRACK PR PER MONTH/CAR</td><td>903,49 €</td></tr> </table>														TRACK & CAR INFO	COST OF 1 CAR	30.000,00 €	TRACK PROFIT	88.541,97 €		COST OF 1 ACCUMULATOR CONTAINER	6.500,00 €	TRACK PROFIT PER MONTH	6.324,43 €				TRACK PR PER MONTH/CAR	903,49 €																																																		
TRACK & CAR INFO	COST OF 1 CAR	30.000,00 €	TRACK PROFIT	88.541,97 €																																																																										
	COST OF 1 ACCUMULATOR CONTAINER	6.500,00 €	TRACK PROFIT PER MONTH	6.324,43 €																																																																										
			TRACK PR PER MONTH/CAR	903,49 €																																																																										
<table border="1"> <tr> <td>TO</td><td>TC</td><td>TT</td><td></td><td></td></tr> <tr> <td>MTW----</td><td>9</td><td>21</td><td>12</td><td></td></tr> <tr> <td>---TF--</td><td>9</td><td>21</td><td>12</td><td></td></tr> <tr> <td>-----SS</td><td>9</td><td>21</td><td>12</td><td></td></tr> </table>														TO	TC	TT			MTW----	9	21	12		---TF--	9	21	12		-----SS	9	21	12																																														
TO	TC	TT																																																																												
MTW----	9	21	12																																																																											
---TF--	9	21	12																																																																											
-----SS	9	21	12																																																																											
<table border="1"> <tr> <td>INCOME AFTER TRACK PAYMENT AND TAX PER CAR</td><td>48.037,14 €</td><td></td><td></td><td></td></tr> <tr> <td>INCOME AFTER TRACK PAYMENT AND TAX PER ACCUMULATOR CONTAINER</td><td>4.327,38 €</td><td></td><td></td><td></td></tr> <tr> <td>INCOME PER CAR PER MONTH</td><td>3.431,22 €</td><td></td><td>CAR DEPRECIATION MONTH</td><td>9</td></tr> <tr> <td>INCOME PER ACCU PER MONTH</td><td>309,10 €</td><td></td><td>ACC DEPRECIATION MONTH</td><td>22</td></tr> </table>														INCOME AFTER TRACK PAYMENT AND TAX PER CAR	48.037,14 €				INCOME AFTER TRACK PAYMENT AND TAX PER ACCUMULATOR CONTAINER	4.327,38 €				INCOME PER CAR PER MONTH	3.431,22 €		CAR DEPRECIATION MONTH	9	INCOME PER ACCU PER MONTH	309,10 €		ACC DEPRECIATION MONTH	22																																													
INCOME AFTER TRACK PAYMENT AND TAX PER CAR	48.037,14 €																																																																													
INCOME AFTER TRACK PAYMENT AND TAX PER ACCUMULATOR CONTAINER	4.327,38 €																																																																													
INCOME PER CAR PER MONTH	3.431,22 €		CAR DEPRECIATION MONTH	9																																																																										
INCOME PER ACCU PER MONTH	309,10 €		ACC DEPRECIATION MONTH	22																																																																										
END PHASE																																																																														
STRT Y	4	STRT M	12	END Y	5	END M	9	TOTAL M	9	BREAK P	1	STRT M TOT	51	END M	60																																																															
CARS:	7	ACCONT:	11	LENGTH:		FEE PER CAR:	400 €	FEE PER ACC:	60 €	RETURN %:	30,0%	BASE AMOUNT:	2 €	CHARGE PER MINUTE:	1,58 €																																																															
DAY	TYPE	AVLBL DT	<7MINS (AVG:5)	7-12 (AVG 10)	12-16 (AVG 14)	16-22(AVG 19)	>22 (AVG 25)	PROFIT PER DAY	PROFIT TOTAL	users	minutes used	ax minutes possit	C	A																																																																
MTW----	3	5	2	4	5	5	4	544,02 €	1.632,06 €	20	319	2820	4	6																																																																
---TF--	2		3	7	8	8	7	870,43 €	1.740,86 €	32	510	2820	4	6																																																																
-----SS	2		5	13	16	14	13	1.632,06 €	3.264,12 €	60	957	2820	4	6																																																																
<table border="1"> <tr> <td>ITALY</td><td>KW COST</td><td>0,2161 €</td></tr> <tr> <td></td><td>CAR MNTN</td><td>- €</td></tr> <tr> <td>VAT</td><td>CAR WORK</td><td>- €</td></tr> <tr> <td></td><td>TOTAL WRK</td><td>- €</td></tr> </table>														ITALY	KW COST	0,2161 €		CAR MNTN	- €	VAT	CAR WORK	- €		TOTAL WRK	- €																																																					
ITALY	KW COST	0,2161 €																																																																												
	CAR MNTN	- €																																																																												
VAT	CAR WORK	- €																																																																												
	TOTAL WRK	- €																																																																												
<table border="1"> <tr> <td>TOTAL SUM PER WEEK</td><td>6.637,04 €</td><td>244</td><td>EARN FROM CARS</td><td>6.637,04 €</td></tr> <tr> <td>TOTAL SUM PER MONTH</td><td>28.859,29 €</td><td>1061</td><td>EARN FROM ACCO</td><td>- €</td></tr> <tr> <td>TOTAL SUM PERIOD 1</td><td>259.733,61 €</td><td>9549</td><td>TOTAL FROM CAR</td><td>259.733,61 €</td></tr> <tr> <td>EARNINGS PER CAR</td><td>37.104,80 €</td><td></td><td>TOTAL FROM ACCO</td><td>- €</td></tr> <tr> <td>EARNINGS PER ACCUMULATOR CONTAINER</td><td>- €</td><td></td><td></td><td></td></tr> <tr> <td>TOTAL INCOME AFTER TAXES</td><td>202.592,21 €</td><td></td><td>TRACK INCOME AFTER TAX</td><td>29.637,66 €</td></tr> <tr> <td>TOTAL INCOME PER CAR AFTER TAXES</td><td>33.765,37 €</td><td></td><td>TRACK INCOME PER MONTH</td><td>3.293,07 €</td></tr> <tr> <td>TOTAL INCOME PER ACCUMULATOR CONTAINER AFTER TAXES</td><td>- €</td><td></td><td>TRACK INCOME PER CAR</td><td>4.233,95 €</td></tr> <tr> <td>POSSIBLE INCOME FROM ADVERTISEMENTS</td><td>477,45 €</td><td></td><td>-/- PER CAR/MONTH</td><td>470,44 €</td></tr> <tr> <td>INCOME AFTER TRACK PAYMENT AND TAX</td><td>172.954,55 €</td><td></td><td>ELECTRICITY COSTS</td><td>4.352,10 €</td></tr> <tr> <td>INCOME AFTER TRACK PAYMENT AND TAX PER MONTH</td><td>19.217,17 €</td><td></td><td>MAINTENANCE COSTS</td><td>- €</td></tr> <tr> <td>INCOME AFTER TRACK PAYMENT AND TAX PER CAR+ACCU</td><td>24.707,79 €</td><td></td><td>TOTAL COSTS</td><td>4.352,10 €</td></tr> <tr> <td>INCOME AFTER TRACK PAYMENT AND TAX PER CAR/MONTH</td><td>2.745,31 €</td><td></td><td></td><td></td></tr> </table>														TOTAL SUM PER WEEK	6.637,04 €	244	EARN FROM CARS	6.637,04 €	TOTAL SUM PER MONTH	28.859,29 €	1061	EARN FROM ACCO	- €	TOTAL SUM PERIOD 1	259.733,61 €	9549	TOTAL FROM CAR	259.733,61 €	EARNINGS PER CAR	37.104,80 €		TOTAL FROM ACCO	- €	EARNINGS PER ACCUMULATOR CONTAINER	- €				TOTAL INCOME AFTER TAXES	202.592,21 €		TRACK INCOME AFTER TAX	29.637,66 €	TOTAL INCOME PER CAR AFTER TAXES	33.765,37 €		TRACK INCOME PER MONTH	3.293,07 €	TOTAL INCOME PER ACCUMULATOR CONTAINER AFTER TAXES	- €		TRACK INCOME PER CAR	4.233,95 €	POSSIBLE INCOME FROM ADVERTISEMENTS	477,45 €		-/- PER CAR/MONTH	470,44 €	INCOME AFTER TRACK PAYMENT AND TAX	172.954,55 €		ELECTRICITY COSTS	4.352,10 €	INCOME AFTER TRACK PAYMENT AND TAX PER MONTH	19.217,17 €		MAINTENANCE COSTS	- €	INCOME AFTER TRACK PAYMENT AND TAX PER CAR+ACCU	24.707,79 €		TOTAL COSTS	4.352,10 €	INCOME AFTER TRACK PAYMENT AND TAX PER CAR/MONTH	2.745,31 €			
TOTAL SUM PER WEEK	6.637,04 €	244	EARN FROM CARS	6.637,04 €																																																																										
TOTAL SUM PER MONTH	28.859,29 €	1061	EARN FROM ACCO	- €																																																																										
TOTAL SUM PERIOD 1	259.733,61 €	9549	TOTAL FROM CAR	259.733,61 €																																																																										
EARNINGS PER CAR	37.104,80 €		TOTAL FROM ACCO	- €																																																																										
EARNINGS PER ACCUMULATOR CONTAINER	- €																																																																													
TOTAL INCOME AFTER TAXES	202.592,21 €		TRACK INCOME AFTER TAX	29.637,66 €																																																																										
TOTAL INCOME PER CAR AFTER TAXES	33.765,37 €		TRACK INCOME PER MONTH	3.293,07 €																																																																										
TOTAL INCOME PER ACCUMULATOR CONTAINER AFTER TAXES	- €		TRACK INCOME PER CAR	4.233,95 €																																																																										
POSSIBLE INCOME FROM ADVERTISEMENTS	477,45 €		-/- PER CAR/MONTH	470,44 €																																																																										
INCOME AFTER TRACK PAYMENT AND TAX	172.954,55 €		ELECTRICITY COSTS	4.352,10 €																																																																										
INCOME AFTER TRACK PAYMENT AND TAX PER MONTH	19.217,17 €		MAINTENANCE COSTS	- €																																																																										
INCOME AFTER TRACK PAYMENT AND TAX PER CAR+ACCU	24.707,79 €		TOTAL COSTS	4.352,10 €																																																																										
INCOME AFTER TRACK PAYMENT AND TAX PER CAR/MONTH	2.745,31 €																																																																													
<table border="1"> <tr> <td>TRACK & CAR INFO</td><td>COST OF 1 CAR</td><td>30.000,00 €</td><td>TRACK PROFIT</td><td>25.285,56 €</td></tr> <tr> <td></td><td>COST OF 1 ACCUMULATOR CONTAINER</td><td>6.500,00 €</td><td>TRACK PROFIT PER MONTH</td><td>2.809,51 €</td></tr> <tr> <td></td><td></td><td></td><td>TRACK PR PER MONTH/CAR</td><td>401,36 €</td></tr> </table>														TRACK & CAR INFO	COST OF 1 CAR	30.000,00 €	TRACK PROFIT	25.285,56 €		COST OF 1 ACCUMULATOR CONTAINER	6.500,00 €	TRACK PROFIT PER MONTH	2.809,51 €				TRACK PR PER MONTH/CAR	401,36 €																																																		
TRACK & CAR INFO	COST OF 1 CAR	30.000,00 €	TRACK PROFIT	25.285,56 €																																																																										
	COST OF 1 ACCUMULATOR CONTAINER	6.500,00 €	TRACK PROFIT PER MONTH	2.809,51 €																																																																										
			TRACK PR PER MONTH/CAR	401,36 €																																																																										
<table border="1"> <tr> <td>TO</td><td>TC</td><td>TT</td><td></td><td></td></tr> <tr> <td>MTW----</td><td>9</td><td>21</td><td>12</td><td></td></tr> <tr> <td>---TF--</td><td>9</td><td>21</td><td>12</td><td></td></tr> <tr> <td>-----SS</td><td>9</td><td>21</td><td>12</td><td></td></tr> </table>														TO	TC	TT			MTW----	9	21	12		---TF--	9	21	12		-----SS	9	21	12																																														
TO	TC	TT																																																																												
MTW----	9	21	12																																																																											
---TF--	9	21	12																																																																											
-----SS	9	21	12																																																																											
<table border="1"> <tr> <td>INCOME AFTER TRACK PAYMENT AND TAX PER CAR</td><td>24.707,79 €</td><td></td><td></td><td></td></tr> <tr> <td>INCOME AFTER TRACK PAYMENT AND TAX PER ACCUMULATOR CONTAINER</td><td>- €</td><td></td><td></td><td></td></tr> <tr> <td>INCOME PER CAR PER MONTH</td><td>2.745,31 €</td><td></td><td>CAR DEPRECIATION MONTH</td><td>11</td></tr> <tr> <td>INCOME PER ACCU PER MONTH</td><td>- €</td><td></td><td>ACC DEPRECIATION MONTH</td><td>#DAIAP./0!</td></tr> </table>														INCOME AFTER TRACK PAYMENT AND TAX PER CAR	24.707,79 €				INCOME AFTER TRACK PAYMENT AND TAX PER ACCUMULATOR CONTAINER	- €				INCOME PER CAR PER MONTH	2.745,31 €		CAR DEPRECIATION MONTH	11	INCOME PER ACCU PER MONTH	- €		ACC DEPRECIATION MONTH	#DAIAP./0!																																													
INCOME AFTER TRACK PAYMENT AND TAX PER CAR	24.707,79 €																																																																													
INCOME AFTER TRACK PAYMENT AND TAX PER ACCUMULATOR CONTAINER	- €																																																																													
INCOME PER CAR PER MONTH	2.745,31 €		CAR DEPRECIATION MONTH	11																																																																										
INCOME PER ACCU PER MONTH	- €		ACC DEPRECIATION MONTH	#DAIAP./0!																																																																										

RIMINI - "MISANINO" KART TRACK

PHASES	TOTAL																	
	INTRO	2	GROW 1	1	GROW 2	3	GROW 3	6	MAT 1	12	MAT 2	10	MAT 3	17	END PHASE		9	
MONTHS	TOTAL INCOME	STRT Y	STRT M	END Y	END M	RETURN %	INCOME AFTER TAX	TRACK PROFIT	INCOME AFTER TAX	INCOME PER CAR	INCOME PER ACCUMULATOR	PROFIT	RACES	RACES/MONTH	CARS	ACCU	BREAK	
I	2	28.622,74 €	0	12	1	2	35,0%	22.325,74 €	3.129,25 €	18.551,73 €	4.637,93 €	- €	18.551,73 €	1052	526	4	7	1
G1	1	19.042,40 €	1	2	1	3	35,0%	14.853,07 €	2.856,20 €	11.674,50 €	2.918,62 €	- €	11.674,50 €	700	700	4	7	0
G2	3	84.803,73 €	1	3	1	6	35,0%	66.146,91 €	13.544,28 €	51.635,49 €	8.605,92 €	- €	51.635,49 €	3117	1039	6	8	0
G3	6	229.218,46 €	1	6	1	12	35,0%	178.790,40 €	34.722,37 €	142.133,76 €	15.792,64 €	- €	142.133,76 €	8424	1404	9	12	0
M1	12	672.752,62 €	1	12	2	12	35,0%	524.747,04 €	127.952,93 €	392.925,58 €	38.906,98 €	3.563,56 €	392.925,58 €	24732	2061	9	12	1
M2	10	742.771,88 €	2	12	3	10	35,0%	579.362,07 €	156.352,94 €	419.785,34 €	31.224,97 €	11.563,38 €	419.785,34 €	27310	2731	9	12	1
M3	17	675.591,24 €	3	10	5	3	35,0%	526.961,17 €	105.515,98 €	415.964,76 €	46.218,31 €	- €	415.964,76 €	24837	1461	9	12	1
E	9	292.732,55 €	5	3	5	12	35,0%	228.331,39 €	38.134,58 €	187.295,40 €	20.810,60 €	- €	187.295,40 €	10764	1196	9	12	0
T	60	2.745.535,62 €						2.141.517,78 €	482.208,54 €	1.639.966,56 €	169.116,0 €	15.126,94 €	1.639.966,56 €	100936	1390			

MONTHS	TOTAL INCOME	TRACK PROFIT	MONTHLY				YEARLY											
			AFTER VAT & TRACK PAYMENT	INCOME PER CAR	INCOME PER ACCUMULATOR	PROFIT PER MONTH	RACES	TOTAL INCOME	TRACK PROFIT	INCOME AFTER TAX & TRACK	INCOME PER CAR	INCOME PER ACCUMULATOR	PROFIT	RACES				
0																		
1	12	30.140,61 €	4.521,01 €	18.666,29 €	2.662,93 €	- €	18.666,29 €	1.108	361.687,33 €	54.252,10 €	223.995,47 €	31.955,11 €	- €	223.995,47 €	13.293			
2	12	56.062,72 €	10.662,74 €	32.743,80 €	3.242,25 €	296,96 €	32.743,80 €	2.061	672.752,62 €	127.952,93 €	392.925,58 €	38.906,98 €	3.563,56 €	392.925,58 €	24.732			
3	12	68.521,10 €	15.635,29 €	41.978,53 €	3.122,50 €	1.156,34 €	41.978,53 €	2.731	822.253,20 €	187.623,53 €	503.742,41 €	37.469,97 €	13.876,06 €	503.742,41 €	32.772			
4	12	39.740,66 €	6.206,82 €	24.468,52 €	2.718,72 €	- €	24.468,52 €	1.461	476.887,93 €	74.481,87 €	293.622,18 €	32.624,69 €	- €	293.622,18 €	17.532			
5	12	34.329,54 €	4.729,59 €	21.725,08 €	2.413,90 €	- €	21.725,08 €	1.262	411.954,53 €	56.755,05 €	260.700,95 €	28.966,77 €	- €	260.700,95 €	15.147			
T	60								2.745.535,62 €	501.065,49 €	1.674.986,60 €	169.923,52 €	17.439,62 €	1.674.986,60 €	103.476			

INTRODUCTION PHASE																	
STRT Y	0	STRT M	12	END Y	1	END M	2	TOTAL M	2	BREAK P	1	STRT M TOT	0	END M	2		
CARS:	4	ACCONT:	7	LENGTH:	1,25	FEE PER CAR:	400 €	FEE PER ACC:	60 €	RETURN %:	35,0%	BASE AMOUNT:	2 €	CHARGE PER MINUTE:	1,58 €		
DAY	TYPE	<7MINS (AVG:5)	7-12 (AVG 10)	12-16 (AVG 14)	16-22(AVG 19)	>22 (AVG 25)	PROFIT PER DAY		PROFIT TOTAL		users	minutes used	max minutes possible	C	A		
MTWT---	4	5	1	3	3	3	3	326,41 €	1.305,65 €	12	191	660	2	2			
----F--	1	1	3	4	4	3	408,02 €	408,02 €	15	239	870	2	3				
-----SS	2	2	6	8	7	6	788,83 €	1.577,66 €	29	463	1950	4	7				

INTRODUCTION PHASE		TRACK & CAR INFO	
VAT	ITALY	KW COST	0,2161 €
		CAR MNTN	- €
	22 MONTHS	CAR WORK	- €
		TOTAL WRK	- €
		COST OF 1 CAR	30.000,00 €
		COST OF 1 ACCUMULATOR CONTAINER	6.500,00 €
		TO	TC
MTWT---	16	23	7
----F--	16	24	8
-----SS	10	24	14
		TOTAL SUM PER WEEK	3.291,32 €
		TOTAL SUM PER MONTH	14.311,37 €
		TOTAL SUM PERIOD 1	28.622,74 €
		EARNINGS PER CAR	7.155,68 €
		EARNINGS PER ACCUMULATOR CONTAINER	- €
		TOTAL INCOME AFTER TAXES	22.325,74 €
		TOTAL INCOME PER CAR AFTER TAXES	7.012,57 €
		TOTAL INCOME PER ACCUMULATOR CONTAINER AFTER TAXES	- €
		POSSIBLE INCOME FROM ADVERTISEMENTS	52,60 €
		INCOME AFTER TRACK PAYMENT AND TAX	18.551,73 €
		INCOME AFTER TRACK PAYMENT AND TAX PER MONTH	9.275,86 €
		INCOME AFTER TRACK PAYMENT AND TAX PER CAR+ACCU	4.637,93 €
		INCOME AFTER TRACK PAYMENT AND TAX PER CAR/MONTH	2.318,97 €
		TRACK PROFIT	3.129,25 €
		TRACK PROFIT PER MONTH	1.564,63 €
		TRACK PR PER MONTH/CAR	391,16 €
		INCOME AFTER TRACK PAYMENT AND TAX PER CAR	4.637,93 €
		INCOME AFTER TRACK PAYMENT AND TAX PER ACCUMULATOR CONTAINER	- €
		INCOME PER CAR PER MONTH	2.318,97 €
		INCOME PER ACCU PER MONTH	- €
		CAR DEPRECIATION MONTH	13
		ACC DEPRECIATION MONTH	#ΔIAIP,/O!

GROWTH PHASE 1																																									
STR Y	1	STR M	2	END Y	1	END M	3	TOTAL M	1	BREAK P	0	STR M TOT	2	END M	3																										
CARS:	4	ACCONT:	7	LENGTH:	1,25	FEE PER CAR:	400 €	FEE PER ACC:	60 €	RETURN %:	35,0%	BASE AMOUNT:	2 €	CHARGE PER MINUT	1,58 €																										
DAY	TYPE	AVLBL DT	<7MINS (AVG:5)	7-12 (AVG 10)	12-16 (AVG 14)	16-22(AVG 19)	>22 (AVG 25)	PROFIT PER DAY	PROFIT TOTAL	users	minutes used	ax minutes possit	C	A																											
MTWT---	4	1	3	4	4	3	408,02 €	1.632,06 €	15	239	660	2	2																												
----F--	1	2	4	5	5	4	516,82 €	516,82 €	19	303	870	2	3																												
-----SS	2	3	9	11	10	9	1.115,24 €	2.230,48 €	41	654	1950	4	7																												
<table border="1"> <tr> <td></td><td>KW COST</td><td>0,2161 €</td></tr> <tr> <td>ITALY</td><td>CAR MNTN</td><td>- €</td></tr> <tr> <td>VAT</td><td>CAR WORK</td><td>- €</td></tr> <tr> <td></td><td>TOTAL WRK</td><td>- €</td></tr> </table>									KW COST	0,2161 €	ITALY	CAR MNTN	- €	VAT	CAR WORK	- €		TOTAL WRK	- €	TOTAL SUM PER WEEK		4.379,36 €	161	EARN FROM CARS	4.379,36 €																
	KW COST	0,2161 €																																							
ITALY	CAR MNTN	- €																																							
VAT	CAR WORK	- €																																							
	TOTAL WRK	- €																																							
								TOTAL SUM PER MONTH		19.042,40 €	700	EARN FROM ACCO	- €																												
								TOTAL SUM PERIOD 1		19.042,40 €	700	TOTAL FROM CAR	19.042,40 €																												
								EARNINGS PER CAR		4.760,60 €		TOTAL FROM ACCO	- €																												
								EARNINGS PER ACCUMULATOR CONTAINER		- €																															
								TOTAL INCOME AFTER TAXES		14.853,07 €		TRACK INCOME AFTER TAX	3.178,58 €																												
								TOTAL INCOME PER CAR AFTER TAXES		4.712,99 €		TRACK INCOME PER MONTH	3.178,58 €																												
								TOTAL INCOME PER ACCUMULATOR CONTAINER AFTER TAXES		- €		TRACK INCOME PER CAR	794,64 €																												
												-/- PER CAR/MONTH	794,64 €																												
								INCOME AFTER TRACK PAYMENT AND TAX		11.674,50 €		ELECTRICITY COSTS	322,38 €																												
								INCOME AFTER TRACK PAYMENT AND TAX PER MONTH		11.674,50 €		MAINTENANCE COSTS	- €																												
								INCOME AFTER TRACK PAYMENT AND TAX PER CAR+ACCU		2.918,62 €		TOTAL COSTS	322,38 €																												
								INCOME AFTER TRACK PAYMENT AND TAX PER CAR/MONTH		2.918,62 €																															
<table border="1"> <tr> <th colspan="4">TRACK & CAR INFO</th> </tr> <tr> <td></td><td>COST OF 1 CAR</td><td>30.000,00 €</td><td></td> </tr> <tr> <td></td><td>COST OF 1 ACCUMULATOR CONTAINER</td><td>6.500,00 €</td><td></td> </tr> <tr> <th>TO</th><th>TC</th><th>TT</th><th></th> </tr> <tr> <td>MTWT---</td><td>16</td><td>23</td><td>7</td> </tr> <tr> <td>----F--</td><td>16</td><td>24</td><td>8</td> </tr> <tr> <td>-----SS</td><td>10</td><td>24</td><td>14</td> </tr> </table>								TRACK & CAR INFO					COST OF 1 CAR	30.000,00 €			COST OF 1 ACCUMULATOR CONTAINER	6.500,00 €		TO	TC	TT		MTWT---	16	23	7	----F--	16	24	8	-----SS	10	24	14	TRACK PROFIT		2.856,20 €			
TRACK & CAR INFO																																									
	COST OF 1 CAR	30.000,00 €																																							
	COST OF 1 ACCUMULATOR CONTAINER	6.500,00 €																																							
TO	TC	TT																																							
MTWT---	16	23	7																																						
----F--	16	24	8																																						
-----SS	10	24	14																																						
								TRACK PROFIT PER MONTH		2.856,20 €																															
								TRACK PR PER MONTH/CAR		714,05 €																															
								INCOME AFTER TRACK PAYMENT AND TAX PER CAR		2.918,62 €																															
								INCOME AFTER TRACK PAYMENT AND TAX PER ACCUMULATOR CONTAINER		- €																															
								INCOME PER CAR PER MONTH		2.918,62 €		CAR DEPRECIATION MONTH	11																												
								INCOME PER ACCU PER MONTH		- €		ACC DEPRECIATION MONTH	#ΔIAIP./O!																												

GROWTH PHASE 2																																									
STR Y	1	STR M	3	END Y	1	END M	6	TOTAL M	3	BREAK P	0	STR M TOT	3	END M	6																										
CARS:	6	ACCONT:	8	LENGTH:	1,25	FEE PER CAR:	400 €	FEE PER ACC:	60 €	RETURN %:	35,0%	BASE AMOUNT:	2 €	CHARGE PER MINUT	1,58 €																										
DAY	TYPE	AVLBL DT	<7MINS (AVG:5)	7-12 (AVG 10)	12-16 (AVG 14)	16-22(AVG 19)	>22 (AVG 25)	PROFIT PER DAY	PROFIT TOTAL	users	minutes used	ax minutes possit	C	A																											
MTWT---	4	2	4	5	5	4	544,02 €	2.176,08 €	20	319	840	2	2																												
----F--	1	2	6	7	7	6	734,43 €	734,43 €	27	431	1080	2	3																												
-----SS	2	5	14	17	16	14	1.795,27 €	3.590,53 €	66	1053	2400	4	7																												
<table border="1"> <tr> <td></td><td>KW COST</td><td>0,2161 €</td></tr> <tr> <td>ITALY</td><td>CAR MNTN</td><td>- €</td></tr> <tr> <td>VAT</td><td>CAR WORK</td><td>- €</td></tr> <tr> <td></td><td>TOTAL WRK</td><td>- €</td></tr> </table>									KW COST	0,2161 €	ITALY	CAR MNTN	- €	VAT	CAR WORK	- €		TOTAL WRK	- €	TOTAL SUM PER WEEK		6.501,04 €	239	EARN FROM CARS	6.501,04 €																
	KW COST	0,2161 €																																							
ITALY	CAR MNTN	- €																																							
VAT	CAR WORK	- €																																							
	TOTAL WRK	- €																																							
								TOTAL SUM PER MONTH		28.267,91 €	1039	EARN FROM ACCO	- €																												
								TOTAL SUM PERIOD 1		84.803,73 €	3117	TOTAL FROM CAR	84.803,73 €																												
								EARNINGS PER CAR		14.133,96 €		TOTAL FROM ACCO	- €																												
								EARNINGS PER ACCUMULATOR CONTAINER		- €																															
								TOTAL INCOME AFTER TAXES		66.146,91 €		TRACK INCOME AFTER TAX	14.511,42 €																												
								TOTAL INCOME PER CAR AFTER TAXES		13.709,94 €		TRACK INCOME PER MONTH	4.837,14 €																												
								TOTAL INCOME PER ACCUMULATOR CONTAINER AFTER TAXES		- €		TRACK INCOME PER CAR	2.418,57 €																												
												-/- PER CAR/MONTH	806,19 €																												
								INCOME AFTER TRACK PAYMENT AND TAX		51.635,49 €		ELECTRICITY COSTS	967,13 €																												
								INCOME AFTER TRACK PAYMENT AND TAX PER MONTH		17.211,83 €		MAINTENANCE COSTS	- €																												
								INCOME AFTER TRACK PAYMENT AND TAX PER CAR+ACCU		8.605,92 €		TOTAL COSTS	967,13 €																												
								INCOME AFTER TRACK PAYMENT AND TAX PER CAR/MONTH		2.868,64 €																															
<table border="1"> <tr> <th colspan="4">TRACK & CAR INFO</th> </tr> <tr> <td></td><td>COST OF 1 CAR</td><td>30.000,00 €</td><td></td> </tr> <tr> <td></td><td>COST OF 1 ACCUMULATOR CONTAINER</td><td>6.500,00 €</td><td></td> </tr> <tr> <th>TO</th><th>TC</th><th>TT</th><th></th> </tr> <tr> <td>MTWT---</td><td>16</td><td>23</td><td>7</td> </tr> <tr> <td>----F--</td><td>16</td><td>24</td><td>8</td> </tr> <tr> <td>-----SS</td><td>10</td><td>24</td><td>14</td> </tr> </table>								TRACK & CAR INFO					COST OF 1 CAR	30.000,00 €			COST OF 1 ACCUMULATOR CONTAINER	6.500,00 €		TO	TC	TT		MTWT---	16	23	7	----F--	16	24	8	-----SS	10	24	14	TRACK PROFIT		13.544,28 €			
TRACK & CAR INFO																																									
	COST OF 1 CAR	30.000,00 €																																							
	COST OF 1 ACCUMULATOR CONTAINER	6.500,00 €																																							
TO	TC	TT																																							
MTWT---	16	23	7																																						
----F--	16	24	8																																						
-----SS	10	24	14																																						
								TRACK PROFIT PER MONTH		4.514,76 €																															
								TRACK PR PER MONTH/CAR		752,46 €																															
								INCOME AFTER TRACK PAYMENT AND TAX PER CAR		8.605,92 €																															
								INCOME AFTER TRACK PAYMENT AND TAX PER ACCUMULATOR CONTAINER		- €																															
								INCOME PER CAR PER MONTH		2.868,64 €		CAR DEPRECIATION MONTH	11																												
								INCOME PER ACCU PER MONTH		- €		ACC DEPRECIATION MONTH	#ΔIAIP./O!																												

GROWTH PHASE 3																																																																																																																																					
STRT Y	1	STRT M	6	END Y	1	END M	12	TOTAL M	6	BREAK P	0	STRT M TOT	6	END M	12																																																																																																																						
CARS:	9	ACCONT:	12	LENGTH:	1,25	FEE PER CAR:	400 €	FEE PER ACC:	60 €	RETURN %:	35,0%	BASE AMOUNT:	2 €	CHARGE PER MINUT	1,58 €																																																																																																																						
DAY	TYPE	AVLBL DT	<7MINS (AVG:5)	7-12 (AVG 10)	12-16 (AVG 14)	16-22(AVG 19)	>22 (AVG 25)	PROFIT PER DAY	PROFIT TOTAL	users	minutes used	ax minutes possit	C	A																																																																																																																							
MTWT---	4	2	6	7	6	6	734,43 €	2.937,71 €	27	431	1260	2	2																																																																																																																								
----F--	1	3	7	9	8	7	952,04 €	952,04 €	35	558	1620	2	3																																																																																																																								
-----SS	2	7	19	23	22	19	2.448,09 €	4.896,18 €	90	1436	3600	4	7																																																																																																																								
<table border="1"> <tr> <td></td><td>KW COST</td><td>0,2161 €</td></tr> <tr> <td>ITALY</td><td>CAR MNTN</td><td>- €</td></tr> <tr> <td>VAT</td><td>CAR WORK</td><td>- €</td></tr> <tr> <td></td><td>TOTAL WRK</td><td>- €</td></tr> </table>											KW COST	0,2161 €	ITALY	CAR MNTN	- €	VAT	CAR WORK	- €		TOTAL WRK	- €	<table border="1"> <tr> <td>TOTAL SUM PER WEEK</td><td>8.785,92 €</td><td>323</td><td>EARN FROM CARS</td><td>8.785,92 €</td></tr> <tr> <td>TOTAL SUM PER MONTH</td><td>38.203,08 €</td><td>1404</td><td>EARN FROM ACCO</td><td>- €</td></tr> <tr> <td>TOTAL SUM PERIOD 1</td><td>229.218,46 €</td><td>8424</td><td>TOTAL FROM CAR</td><td>229.218,46 €</td></tr> <tr> <td>EARNINGS PER CAR</td><td>25.468,72 €</td><td></td><td>TOTAL FROM ACCO</td><td>- €</td></tr> <tr> <td>EARNINGS PER ACCUMULATOR CONTAINER</td><td>- €</td><td></td><td></td><td></td></tr> <tr> <td>TOTAL INCOME AFTER TAXES</td><td>178.790,40 €</td><td></td><td>TRACK INCOME AFTER TAX</td><td>36.656,64 €</td></tr> <tr> <td>TOTAL INCOME PER CAR AFTER TAXES</td><td>23.940,59 €</td><td></td><td>TRACK INCOME PER MONTH</td><td>6.109,44 €</td></tr> <tr> <td>TOTAL INCOME PER ACCUMULATOR CONTAINER AFTER TAXES</td><td>- €</td><td></td><td>TRACK INCOME PER CAR</td><td>4.072,96 €</td></tr> <tr> <td></td><td></td><td></td><td>-/- PER CAR/MONTH</td><td>678,83 €</td></tr> <tr> <td>INCOME AFTER TRACK PAYMENT AND TAX</td><td>142.133,76 €</td><td></td><td>ELECTRICITY COSTS</td><td>1.934,27 €</td></tr> <tr> <td>INCOME AFTER TRACK PAYMENT AND TAX PER MONTH</td><td>23.688,96 €</td><td></td><td>MAINTENANCE COSTS</td><td>- €</td></tr> <tr> <td>INCOME AFTER TRACK PAYMENT AND TAX PER CAR+ACCU</td><td>15.792,64 €</td><td></td><td>TOTAL COSTS</td><td>1.934,27 €</td></tr> <tr> <td>INCOME AFTER TRACK PAYMENT AND TAX PER CAR/MONTH</td><td>2.632,11 €</td><td></td><td></td><td></td></tr> <tr> <td></td><td></td><td></td><td>TRACK PROFIT</td><td>34.722,37 €</td></tr> <tr> <td></td><td></td><td></td><td>TRACK PROFIT PER MONTH</td><td>5.787,06 €</td></tr> <tr> <td></td><td></td><td></td><td>TRACK PR PER MONTH/CAR</td><td>643,01 €</td></tr> <tr> <td></td><td></td><td></td><td>INCOME AFTER TRACK PAYMENT AND TAX PER CAR</td><td>15.792,64 €</td></tr> <tr> <td></td><td></td><td></td><td>INCOME AFTER TRACK PAYMENT AND TAX PER ACCUMULATOR CONTAINER</td><td>- €</td></tr> <tr> <td></td><td></td><td></td><td>INCOME PER CAR PER MONTH</td><td>2.632,11 €</td></tr> <tr> <td></td><td></td><td></td><td>INCOME PER ACCU PER MONTH</td><td>- €</td></tr> <tr> <td></td><td></td><td></td><td>CAR DEPRECIATION MONTH</td><td>12</td></tr> <tr> <td></td><td></td><td></td><td>ACC DEPRECIATION MONTH</td><td>#ΔIAIP,/O!</td></tr> </table>		TOTAL SUM PER WEEK	8.785,92 €	323	EARN FROM CARS	8.785,92 €	TOTAL SUM PER MONTH	38.203,08 €	1404	EARN FROM ACCO	- €	TOTAL SUM PERIOD 1	229.218,46 €	8424	TOTAL FROM CAR	229.218,46 €	EARNINGS PER CAR	25.468,72 €		TOTAL FROM ACCO	- €	EARNINGS PER ACCUMULATOR CONTAINER	- €				TOTAL INCOME AFTER TAXES	178.790,40 €		TRACK INCOME AFTER TAX	36.656,64 €	TOTAL INCOME PER CAR AFTER TAXES	23.940,59 €		TRACK INCOME PER MONTH	6.109,44 €	TOTAL INCOME PER ACCUMULATOR CONTAINER AFTER TAXES	- €		TRACK INCOME PER CAR	4.072,96 €				-/- PER CAR/MONTH	678,83 €	INCOME AFTER TRACK PAYMENT AND TAX	142.133,76 €		ELECTRICITY COSTS	1.934,27 €	INCOME AFTER TRACK PAYMENT AND TAX PER MONTH	23.688,96 €		MAINTENANCE COSTS	- €	INCOME AFTER TRACK PAYMENT AND TAX PER CAR+ACCU	15.792,64 €		TOTAL COSTS	1.934,27 €	INCOME AFTER TRACK PAYMENT AND TAX PER CAR/MONTH	2.632,11 €							TRACK PROFIT	34.722,37 €				TRACK PROFIT PER MONTH	5.787,06 €				TRACK PR PER MONTH/CAR	643,01 €				INCOME AFTER TRACK PAYMENT AND TAX PER CAR	15.792,64 €				INCOME AFTER TRACK PAYMENT AND TAX PER ACCUMULATOR CONTAINER	- €				INCOME PER CAR PER MONTH	2.632,11 €				INCOME PER ACCU PER MONTH	- €				CAR DEPRECIATION MONTH	12				ACC DEPRECIATION MONTH	#ΔIAIP,/O!
	KW COST	0,2161 €																																																																																																																																			
ITALY	CAR MNTN	- €																																																																																																																																			
VAT	CAR WORK	- €																																																																																																																																			
	TOTAL WRK	- €																																																																																																																																			
TOTAL SUM PER WEEK	8.785,92 €	323	EARN FROM CARS	8.785,92 €																																																																																																																																	
TOTAL SUM PER MONTH	38.203,08 €	1404	EARN FROM ACCO	- €																																																																																																																																	
TOTAL SUM PERIOD 1	229.218,46 €	8424	TOTAL FROM CAR	229.218,46 €																																																																																																																																	
EARNINGS PER CAR	25.468,72 €		TOTAL FROM ACCO	- €																																																																																																																																	
EARNINGS PER ACCUMULATOR CONTAINER	- €																																																																																																																																				
TOTAL INCOME AFTER TAXES	178.790,40 €		TRACK INCOME AFTER TAX	36.656,64 €																																																																																																																																	
TOTAL INCOME PER CAR AFTER TAXES	23.940,59 €		TRACK INCOME PER MONTH	6.109,44 €																																																																																																																																	
TOTAL INCOME PER ACCUMULATOR CONTAINER AFTER TAXES	- €		TRACK INCOME PER CAR	4.072,96 €																																																																																																																																	
			-/- PER CAR/MONTH	678,83 €																																																																																																																																	
INCOME AFTER TRACK PAYMENT AND TAX	142.133,76 €		ELECTRICITY COSTS	1.934,27 €																																																																																																																																	
INCOME AFTER TRACK PAYMENT AND TAX PER MONTH	23.688,96 €		MAINTENANCE COSTS	- €																																																																																																																																	
INCOME AFTER TRACK PAYMENT AND TAX PER CAR+ACCU	15.792,64 €		TOTAL COSTS	1.934,27 €																																																																																																																																	
INCOME AFTER TRACK PAYMENT AND TAX PER CAR/MONTH	2.632,11 €																																																																																																																																				
			TRACK PROFIT	34.722,37 €																																																																																																																																	
			TRACK PROFIT PER MONTH	5.787,06 €																																																																																																																																	
			TRACK PR PER MONTH/CAR	643,01 €																																																																																																																																	
			INCOME AFTER TRACK PAYMENT AND TAX PER CAR	15.792,64 €																																																																																																																																	
			INCOME AFTER TRACK PAYMENT AND TAX PER ACCUMULATOR CONTAINER	- €																																																																																																																																	
			INCOME PER CAR PER MONTH	2.632,11 €																																																																																																																																	
			INCOME PER ACCU PER MONTH	- €																																																																																																																																	
			CAR DEPRECIATION MONTH	12																																																																																																																																	
			ACC DEPRECIATION MONTH	#ΔIAIP,/O!																																																																																																																																	
<table border="1"> <tr> <th colspan="5">TRACK & CAR INFO</th> </tr> <tr> <td></td><td>COST OF 1 CAR</td><td>30.000,00 €</td><td></td><td></td></tr> <tr> <td></td><td>COST OF 1 ACCUMULATOR CONTAINER</td><td>6.500,00 €</td><td></td><td></td></tr> <tr> <th>TO</th><th>TC</th><th>TT</th><td></td><td></td></tr> <tr> <td>MTWT---</td><td>16</td><td>23</td><td>7</td><td></td></tr> <tr> <td>----F--</td><td>16</td><td>24</td><td>8</td><td></td></tr> <tr> <td>-----SS</td><td>10</td><td>24</td><td>14</td><td></td></tr> </table>															TRACK & CAR INFO						COST OF 1 CAR	30.000,00 €				COST OF 1 ACCUMULATOR CONTAINER	6.500,00 €			TO	TC	TT			MTWT---	16	23	7		----F--	16	24	8		-----SS	10	24	14																																																																																					
TRACK & CAR INFO																																																																																																																																					
	COST OF 1 CAR	30.000,00 €																																																																																																																																			
	COST OF 1 ACCUMULATOR CONTAINER	6.500,00 €																																																																																																																																			
TO	TC	TT																																																																																																																																			
MTWT---	16	23	7																																																																																																																																		
----F--	16	24	8																																																																																																																																		
-----SS	10	24	14																																																																																																																																		

MATURITY 1																																																																																																																																					
STRT Y	1	STRT M	12	END Y	2	END M	12	TOTAL M	12	BREAK P	1	STRT M TOT	12	END M	24																																																																																																																						
CARS:	9	ACCONT:	12	LENGTH:	1,25	FEE PER CAR:	400 €	FEE PER ACC:	60 €	RETURN %:	35,0%	BASE AMOUNT:	2 €	CHARGE PER MINUT	1,58 €																																																																																																																						
DAY	TYPE	AVLBL DT	<7MINS (AVG:5)	7-12 (AVG 10)	12-16 (AVG 14)	16-22(AVG 19)	>22 (AVG 25)	PROFIT PER DAY	PROFIT TOTAL	users	minutes used	ax minutes possit	C	A																																																																																																																							
MTWT---	4	3	8	10	10	9	8	1.006,44 €	4.025,75 €	37	590	1260	2	2																																																																																																																							
----F--	1	4	11	13	13	12	11	1.360,05 €	1.360,05 €	50	798	1620	2	3																																																																																																																							
-----SS	2	11	29	36	33	29	3.753,74 €	7.507,48 €	138	2201	3600	4	7																																																																																																																								
<table border="1"> <tr> <td></td><td>KW COST</td><td>0,2161 €</td></tr> <tr> <td>ITALY</td><td>CAR MNTN</td><td>- €</td></tr> <tr> <td>VAT</td><td>CAR WORK</td><td>- €</td></tr> <tr> <td></td><td>TOTAL WRK</td><td>- €</td></tr> </table>											KW COST	0,2161 €	ITALY	CAR MNTN	- €	VAT	CAR WORK	- €		TOTAL WRK	- €	<table border="1"> <tr> <td>TOTAL SUM PER WEEK</td><td>12.893,27 €</td><td>474</td><td>EARN FROM CARS</td><td>11.490,08 €</td></tr> <tr> <td>TOTAL SUM PER MONTH</td><td>56.062,72 €</td><td>2061</td><td>EARN FROM ACCO</td><td>1.403,20 €</td></tr> <tr> <td>TOTAL SUM PERIOD 1</td><td>672.752,62 €</td><td>24732</td><td>TOTAL FROM CAR</td><td>599.535,84 €</td></tr> <tr> <td>EARNINGS PER CAR</td><td>66.615,09 €</td><td></td><td>TOTAL FROM ACCO</td><td>73.216,78 €</td></tr> <tr> <td>EARNINGS PER ACCUMULATOR CONTAINER</td><td>6.101,40 €</td><td></td><td></td><td></td></tr> <tr> <td>TOTAL INCOME AFTER TAXES</td><td>524.747,04 €</td><td></td><td>TRACK INCOME AFTER TAX</td><td>131.821,47 €</td></tr> <tr> <td>TOTAL INCOME PER CAR AFTER TAXES</td><td>58.621,28 €</td><td></td><td>TRACK INCOME PER MONTH</td><td>10.985,12 €</td></tr> <tr> <td>TOTAL INCOME PER ACCUMULATOR CONTAINER AFTER TAXES</td><td>5.369,23 €</td><td></td><td>TRACK INCOME PER CAR</td><td>14.646,83 €</td></tr> <tr> <td></td><td></td><td></td><td>-/- PER CAR/MONTH</td><td>1.220,57 €</td></tr> <tr> <td>INCOME AFTER TRACK PAYMENT AND TAX</td><td>392.925,58 €</td><td></td><td>ELECTRICITY COSTS</td><td>3.868,54 €</td></tr> <tr> <td>INCOME AFTER TRACK PAYMENT AND TAX PER MONTH</td><td>32.743,80 €</td><td></td><td>MAINTENANCE COSTS</td><td>- €</td></tr> <tr> <td>INCOME AFTER TRACK PAYMENT AND TAX PER CAR+ACCU</td><td>43.658,40 €</td><td></td><td>TOTAL COSTS</td><td>3.868,54 €</td></tr> <tr> <td>INCOME AFTER TRACK PAYMENT AND TAX PER CAR/MONTH</td><td>3.638,20 €</td><td></td><td></td><td></td></tr> <tr> <td></td><td></td><td></td><td>TRACK PROFIT</td><td>127.952,93 €</td></tr> <tr> <td></td><td></td><td></td><td>TRACK PROFIT PER MONTH</td><td>10.662,74 €</td></tr> <tr> <td></td><td></td><td></td><td>TRACK PR PER MONTH/CAR</td><td>1.184,75 €</td></tr> <tr> <td></td><td></td><td></td><td>INCOME AFTER TRACK PAYMENT AND TAX PER CAR</td><td>38.906,98 €</td></tr> <tr> <td></td><td></td><td></td><td>INCOME AFTER TRACK PAYMENT AND TAX PER ACCUMULATOR CONTAINER</td><td>3.563,56 €</td></tr> <tr> <td></td><td></td><td></td><td>INCOME PER CAR PER MONTH</td><td>3.242,25 €</td></tr> <tr> <td></td><td></td><td></td><td>INCOME PER ACCU PER MONTH</td><td>296,96 €</td></tr> <tr> <td></td><td></td><td></td><td>CAR DEPRECIATION MONTH</td><td>10</td></tr> <tr> <td></td><td></td><td></td><td>ACC DEPRECIATION MONTH</td><td>22</td></tr> </table>		TOTAL SUM PER WEEK	12.893,27 €	474	EARN FROM CARS	11.490,08 €	TOTAL SUM PER MONTH	56.062,72 €	2061	EARN FROM ACCO	1.403,20 €	TOTAL SUM PERIOD 1	672.752,62 €	24732	TOTAL FROM CAR	599.535,84 €	EARNINGS PER CAR	66.615,09 €		TOTAL FROM ACCO	73.216,78 €	EARNINGS PER ACCUMULATOR CONTAINER	6.101,40 €				TOTAL INCOME AFTER TAXES	524.747,04 €		TRACK INCOME AFTER TAX	131.821,47 €	TOTAL INCOME PER CAR AFTER TAXES	58.621,28 €		TRACK INCOME PER MONTH	10.985,12 €	TOTAL INCOME PER ACCUMULATOR CONTAINER AFTER TAXES	5.369,23 €		TRACK INCOME PER CAR	14.646,83 €				-/- PER CAR/MONTH	1.220,57 €	INCOME AFTER TRACK PAYMENT AND TAX	392.925,58 €		ELECTRICITY COSTS	3.868,54 €	INCOME AFTER TRACK PAYMENT AND TAX PER MONTH	32.743,80 €		MAINTENANCE COSTS	- €	INCOME AFTER TRACK PAYMENT AND TAX PER CAR+ACCU	43.658,40 €		TOTAL COSTS	3.868,54 €	INCOME AFTER TRACK PAYMENT AND TAX PER CAR/MONTH	3.638,20 €							TRACK PROFIT	127.952,93 €				TRACK PROFIT PER MONTH	10.662,74 €				TRACK PR PER MONTH/CAR	1.184,75 €				INCOME AFTER TRACK PAYMENT AND TAX PER CAR	38.906,98 €				INCOME AFTER TRACK PAYMENT AND TAX PER ACCUMULATOR CONTAINER	3.563,56 €				INCOME PER CAR PER MONTH	3.242,25 €				INCOME PER ACCU PER MONTH	296,96 €				CAR DEPRECIATION MONTH	10				ACC DEPRECIATION MONTH	22
	KW COST	0,2161 €																																																																																																																																			
ITALY	CAR MNTN	- €																																																																																																																																			
VAT	CAR WORK	- €																																																																																																																																			
	TOTAL WRK	- €																																																																																																																																			
TOTAL SUM PER WEEK	12.893,27 €	474	EARN FROM CARS	11.490,08 €																																																																																																																																	
TOTAL SUM PER MONTH	56.062,72 €	2061	EARN FROM ACCO	1.403,20 €																																																																																																																																	
TOTAL SUM PERIOD 1	672.752,62 €	24732	TOTAL FROM CAR	599.535,84 €																																																																																																																																	
EARNINGS PER CAR	66.615,09 €		TOTAL FROM ACCO	73.216,78 €																																																																																																																																	
EARNINGS PER ACCUMULATOR CONTAINER	6.101,40 €																																																																																																																																				
TOTAL INCOME AFTER TAXES	524.747,04 €		TRACK INCOME AFTER TAX	131.821,47 €																																																																																																																																	
TOTAL INCOME PER CAR AFTER TAXES	58.621,28 €		TRACK INCOME PER MONTH	10.985,12 €																																																																																																																																	
TOTAL INCOME PER ACCUMULATOR CONTAINER AFTER TAXES	5.369,23 €		TRACK INCOME PER CAR	14.646,83 €																																																																																																																																	
			-/- PER CAR/MONTH	1.220,57 €																																																																																																																																	
INCOME AFTER TRACK PAYMENT AND TAX	392.925,58 €		ELECTRICITY COSTS	3.868,54 €																																																																																																																																	
INCOME AFTER TRACK PAYMENT AND TAX PER MONTH	32.743,80 €		MAINTENANCE COSTS	- €																																																																																																																																	
INCOME AFTER TRACK PAYMENT AND TAX PER CAR+ACCU	43.658,40 €		TOTAL COSTS	3.868,54 €																																																																																																																																	
INCOME AFTER TRACK PAYMENT AND TAX PER CAR/MONTH	3.638,20 €																																																																																																																																				
			TRACK PROFIT	127.952,93 €																																																																																																																																	
			TRACK PROFIT PER MONTH	10.662,74 €																																																																																																																																	
			TRACK PR PER MONTH/CAR	1.184,75 €																																																																																																																																	
			INCOME AFTER TRACK PAYMENT AND TAX PER CAR	38.906,98 €																																																																																																																																	
			INCOME AFTER TRACK PAYMENT AND TAX PER ACCUMULATOR CONTAINER	3.563,56 €																																																																																																																																	
			INCOME PER CAR PER MONTH	3.242,25 €																																																																																																																																	
			INCOME PER ACCU PER MONTH	296,96 €																																																																																																																																	
			CAR DEPRECIATION MONTH	10																																																																																																																																	
			ACC DEPRECIATION MONTH	22																																																																																																																																	
<table border="1"> <tr> <th colspan="5">TRACK & CAR INFO</th> </tr> <tr> <td></td><td>COST OF 1 CAR</td><td>30.000,00 €</td><td></td><td></td></tr> <tr> <td></td><td>COST OF 1 ACCUMULATOR CONTAINER</td><td>6.500,00 €</td><td></td><td></td></tr> <tr> <th>TO</th><th>TC</th><th>TT</th><td></td><td></td></tr> <tr> <td>MTWT---</td><td>16</td><td>23</td><td>7</td><td></td></tr> <tr> <td>----F--</td><td>16</td><td>24</td><td>8</td><td></td></tr> <tr> <td>-----SS</td><td>10</td><td>24</td><td>14</td><td></td></tr> </table>															TRACK & CAR INFO						COST OF 1 CAR	30.000,00 €				COST OF 1 ACCUMULATOR CONTAINER	6.500,00 €			TO	TC	TT			MTWT---	16	23	7		----F--	16	24	8		-----SS	10	24	14																																																																																					
TRACK & CAR INFO																																																																																																																																					
	COST OF 1 CAR	30.000,00 €																																																																																																																																			
	COST OF 1 ACCUMULATOR CONTAINER	6.500,00 €																																																																																																																																			
TO	TC	TT																																																																																																																																			
MTWT---	16	23	7																																																																																																																																		
----F--	16	24	8																																																																																																																																		
-----SS	10	24	14																																																																																																																																		

Maturity 2															
STR Y	2	STR M	12	END Y	3	END M	10	TOTAL M	10	BREAK P	1	STR M TOT	24	END M	34
CARS:	9	ACCONT:	12	LENGTH:	1,25	FEE PER CAR:	400 €	FEE PER ACC:	60 €	RETURN %:	35,0%	BASE AMOUNT:	2 €	CHARGE PER MINUT	1,58 €
DAY	TYPE	AVLBL DT	<7MINS (AVG:5)	7-12 (AVG 10)	12-16 (AVG 14)	16-22(AVG 19)	>22 (AVG 25)	PROFIT PER DAY	PROFIT TOTAL	users	minutes used	ax minutes possit	C	A	
MTWT---	4	3	7	9	8	7	952,04 €	3.808,14 €	35	558	1260	2	2		
----F--	1	4	10	12	10	10	1.305,65 €	1.305,65 €	48	766	1620	2	3		
-----SS	2	18	46	57	53	46	5.984,22 €	11.968,44 €	220	3509	3600	4	7		
VAT		ITALY	22 MONTHS	10											
		KW COST	0,2161 €												
		CAR MNTN	- €												
		CAR WORK	- €												
		TOTAL WRK	- €												
		TOTAL SUM PER WEEK	17.082,23 €	628	EARN FROM CARS	11.435,68 €									
		TOTAL SUM PER MONTH	74.277,19 €	2731	EARN FROM ACCO	5.646,55 €									
		TOTAL SUM PERIOD 1	742.771,88 €	27310	TOTAL FROM CAR	497.247,68 €									
		EARNINGS PER CAR	55.249,74 €	TOTAL FROM ACCO		245.524,20 €									
		EARNINGS PER ACCUMULATOR CONTAINER	20.460,35 €												
		TOTAL INCOME AFTER TAXES	579.362,07 €	TRACK INCOME AFTER TAX		159.576,72 €									
		TOTAL INCOME PER CAR AFTER TAXES	49.724,77 €	TRACK INCOME PER MONTH		15.957,67 €									
		TOTAL INCOME PER ACCUMULATOR CONTAINER AFTER TAXES	18.414,31 €	TRACK INCOME PER CAR		17.730,75 €									
				-/- PER CAR/MONTH		1.773,07 €									
		INCOME AFTER TRACK PAYMENT AND TAX	419.785,34 €	ELECTRICITY COSTS		3.223,78 €									
		INCOME AFTER TRACK PAYMENT AND TAX PER MONTH	41.978,53 €	MAINTENANCE COSTS		- €									
		INCOME AFTER TRACK PAYMENT AND TAX PER CAR+ACCU	46.642,82 €	TOTAL COSTS		3.223,78 €									
		INCOME AFTER TRACK PAYMENT AND TAX PER CAR/MONTH	4.664,28 €	TRACK PROFIT		156.352,94 €									
				TRACK PROFIT PER MONTH		15.635,29 €									
				TRACK PR PER MONTH/CAR		1.737,25 €									
		INCOME AFTER TRACK PAYMENT AND TAX PER CAR	31.224,97 €												
		INCOME AFTER TRACK PAYMENT AND TAX PER ACCUMULATOR CONTAINER	11.563,38 €												
		INCOME PER CAR PER MONTH	3.122,50 €	CAR DEPRECIATION MONTH		10									
		INCOME PER ACCU PER MONTH	1.156,34 €	ACC DEPRECIATION MONTH		6									
Maturity 3															
STR Y	3	STR M	10	END Y	5	END M	3	TOTAL M	17	BREAK P	1	STR M TOT	34	END M	51
CARS:	9	ACCONT:	12	LENGTH:		FEE PER CAR:	400 €	FEE PER ACC:	60 €	RETURN %:	35,0%	BASE AMOUNT:	2 €	CHARGE PER MINUT	1,58 €
DAY	TYPE	AVLBL DT	<7MINS (AVG:5)	7-12 (AVG 10)	12-16 (AVG 14)	16-22(AVG 19)	>22 (AVG 25)	PROFIT PER DAY	PROFIT TOTAL	users	minutes used	ax minutes possit	C	A	
MTWT---	4	2	6	7	7	6	761,63 €	3.046,51 €	28	447	1260	2	2		
----F--	1	3	7	8	8	7	870,43 €	870,43 €	32	510	1620	2	3		
-----SS	2	8	20	25	23	20	2.611,30 €	5.222,59 €	96	1531	3600	4	7		
VAT		ITALY	22 MONTHS	17											
		KW COST	0,2161 €												
		CAR MNTN	- €												
		CAR WORK	- €												
		TOTAL WRK	- €												
		TOTAL SUM PER WEEK	9.139,54 €	336	EARN FROM CARS	9.139,54 €									
		TOTAL SUM PER MONTH	39.740,66 €	1461	EARN FROM ACCO	- €									
		TOTAL SUM PERIOD 1	675.591,24 €	24837	TOTAL FROM CAR	675.591,24 €									
		EARNINGS PER CAR	75.065,69 €	TOTAL FROM ACCO		- €									
		EARNINGS PER ACCUMULATOR CONTAINER	- €												
		TOTAL INCOME AFTER TAXES	526.961,17 €	TRACK INCOME AFTER TAX		110.996,41 €									
		TOTAL INCOME PER CAR AFTER TAXES	62.304,53 €	TRACK INCOME PER MONTH		6.529,20 €									
		TOTAL INCOME PER ACCUMULATOR CONTAINER AFTER TAXES	- €	TRACK INCOME PER CAR		12.332,93 €									
				-/- PER CAR/MONTH		725,47 €									
		INCOME AFTER TRACK PAYMENT AND TAX	415.964,76 €	ELECTRICITY COSTS		5.480,43 €									
		INCOME AFTER TRACK PAYMENT AND TAX PER MONTH	24.468,52 €	MAINTENANCE COSTS		- €									
		INCOME AFTER TRACK PAYMENT AND TAX PER CAR+ACCU	46.218,31 €	TOTAL COSTS		5.480,43 €									
		INCOME AFTER TRACK PAYMENT AND TAX PER CAR/MONTH	2.718,72 €	TRACK PROFIT		105.515,98 €									
				TRACK PROFIT PER MONTH		6.206,82 €									
				TRACK PR PER MONTH/CAR		689,65 €									
		INCOME AFTER TRACK PAYMENT AND TAX PER CAR	46.218,31 €												
		INCOME AFTER TRACK PAYMENT AND TAX PER ACCUMULATOR CONTAINER	- €												
		INCOME PER CAR PER MONTH	2.718,72 €	CAR DEPRECIATION MONTH		12									
		INCOME PER ACCU PER MONTH	- €	ACC DEPRECIATION MONTH		#ΔIAIP./O!									
Maturity 2															
STR Y	2	STR M	12	END Y	3	END M	10	TOTAL M	10	BREAK P	1	STR M TOT	24	END M	34
CARS:	9	ACCONT:	12	LENGTH:	1,25	FEE PER CAR:	400 €	FEE PER ACC:	60 €	RETURN %:	35,0%	BASE AMOUNT:	2 €	CHARGE PER MINUT	1,58 €
DAY	TYPE	AVLBL DT	<7MINS (AVG:5)	7-12 (AVG 10)	12-16 (AVG 14)	16-22(AVG 19)	>22 (AVG 25)	PROFIT PER DAY	PROFIT TOTAL	users	minutes used	ax minutes possit	C	A	
MTWT---	4	3	7	9	8	7	952,04 €	3.808,14 €	35	558	1260	2	2		
----F--	1	4	10	12	10	10	1.305,65 €	1.305,65 €	48	766	1620	2	3		
-----SS	2	18	46	57	53	46	5.984,22 €	11.968,44 €	220	3509	3600	4	7		
VAT		ITALY	22 MONTHS	10											
		KW COST	0,2161 €												
		CAR MNTN	- €												
		CAR WORK	- €												
		TOTAL WRK	- €												
		TOTAL SUM PER WEEK	17.082,23 €	628	EARN FROM CARS	11.435,68 €									
		TOTAL SUM PER MONTH	74.277,19 €	2731	EARN FROM ACCO	5.646,55 €									
		TOTAL SUM PERIOD 1	742.771,88 €	27310	TOTAL FROM CAR	497.247,68 €									
		EARNINGS PER CAR	55.249,74 €	TOTAL FROM ACCO		245.524,20 €									
		EARNINGS PER ACCUMULATOR CONTAINER	20.460,35 €												
		TOTAL INCOME AFTER TAXES	579.362,07 €	TRACK INCOME AFTER TAX		159.576,72 €									
		TOTAL INCOME PER CAR AFTER TAXES	49.724,77 €	TRACK INCOME PER MONTH		15.957,67 €									
		TOTAL INCOME PER ACCUMULATOR CONTAINER AFTER TAXES	18.414,31 €	TRACK INCOME PER CAR		17.730,75 €									
				-/- PER CAR/MONTH		1.773,07 €									
		INCOME AFTER TRACK PAYMENT AND TAX	419.785,34 €	ELECTRICITY COSTS		3.223,78 €									
		INCOME AFTER TRACK PAYMENT AND TAX PER MONTH	41.978,53 €	MAINTENANCE COSTS		- €									
		INCOME AFTER TRACK PAYMENT AND TAX PER CAR+ACCU	46.642,82 €	TOTAL COSTS		3.223,78 €									
		INCOME AFTER TRACK PAYMENT AND TAX PER CAR/MONTH	4.664,28 €	TRACK PROFIT		156.352,94 €									
				TRACK PROFIT PER MONTH		15.635,29 €									
				TRACK PR PER MONTH/CAR		1.737,25 €									
		INCOME AFTER TRACK PAYMENT AND TAX PER CAR	31.224,97 €												
		INCOME AFTER TRACK PAYMENT AND TAX PER ACCUMULATOR CONTAINER	11.563,38 €												
		INCOME PER CAR PER MONTH	3.122,50 €	CAR DEPRECIATION MONTH		10									
		INCOME PER ACCU PER MONTH	1.156,34 €	ACC DEPRECIATION MONTH		6									
Maturity 3															
STR Y	3	STR M	10	END Y	5	END M	3	TOTAL M	17	BREAK P	1	STR M TOT	34	END M	51
CARS:	9	ACCONT:	12	LENGTH:		FEE PER CAR:	400 €	FEE PER ACC:	60 €	RETURN %:	35,0%	BASE AMOUNT:	2 €	CHARGE PER MINUT	1,58 €
DAY	TYPE	AVLBL DT	<7MINS (AVG:5)	7-12 (AVG 10)	12-16 (AVG 14)	16-22(AVG 19)	>22 (AVG 25)	PROFIT PER DAY	PROFIT TOTAL	users	minutes used	ax minutes possit	C	A	
MTWT---	4	2	6	7	7	6	761,63 €	3.046,51 €	28	447	1260	2	2		
----F--	1	3	7	8	8	7	870,43 €	870,43 €	32	510	1620	2	3		
-----SS	2	8	20	25	23	20	2.611,30 €	5.222,59 €	96	1531	3600	4	7		
VAT		ITALY	22 MONTHS	17											
		KW COST	0,2161 €												
		CAR MNTN	- €												
		CAR WORK	- €												
		TOTAL WRK	- €												
		TOTAL SUM PER WEEK	9.139,54 €	336	EARN FROM CARS	9.139,54 €									
		TOTAL SUM PER MONTH	39.740,66 €	1461	EARN FROM ACCO	- €									
		TOTAL SUM PERIOD 1	675.591,24 €	24837	TOTAL FROM CAR	675.591,24 €									
		EARNINGS PER CAR	75.065,69 €	TOTAL FROM ACCO		- €									
		EARNINGS PER ACCUMULATOR CONTAINER	- €												
		TOTAL INCOME AFTER TAXES	526.961,17 €	TRACK INCOME AFTER TAX		110.996,41 €									
		TOTAL INCOME PER CAR AFTER TAXES	62.304,53 €	TRACK INCOME PER MONTH		6.529,20 €									
		TOTAL INCOME PER ACCUMULATOR CONTAINER AFTER TAXES	- €	TRACK INCOME PER CAR		12.332,93 €									
				-/- PER CAR/MONTH		725,47 €									
		INCOME AFTER TRACK PAYMENT AND TAX	415.964,76 €	ELECTRICITY COSTS		5.480,43 €									
		INCOME AFTER TRACK PAYMENT AND TAX PER MONTH	24.468,52 €	MAINTENANCE COSTS		- €									
		INCOME AFTER TRACK PAYMENT AND TAX PER CAR+ACCU	46.218,31 €	TOTAL COSTS		5.480,43 €									
		INCOME AFTER TRACK PAYMENT AND TAX PER CAR/MONTH	2.718,72 €	TRACK PROFIT		105.515,98 €									
				TRACK PROFIT PER MONTH		6.206,82 €									
				TRACK PR PER MONTH/CAR		689,65 €									
		INCOME AFTER TRACK PAYMENT AND TAX PER CAR	46.218,31 €												
		INCOME AFTER TRACK PAYMENT AND TAX PER ACCUMULATOR CONTAINER	- €												
		INCOME PER CAR PER MONTH	2.718,72 €	CAR DEPRECIATION MONTH		12									
		INCOME PER ACCU PER MONTH	- €	ACC DEPRECIATION MONTH		#ΔIAIP./O!									

END PHASE

END PHASE																					
STRT Y	5	STRT M	3	END Y	5	END M	12	TOTAL M	9	BREAK P	0	STRT M TOT	51	END M	60						
CARS:	9	ACCONT:	12	LENGTH:		FEE PER CAR:	400 €	FEE PER ACC:	60 €	RETURN %:	35,0%	BASE AMOUNT:		2 €	CHARGE PER MINUT	1,58 €					
DAY	TYPE	AVLBL DT	<7MINS (AVG:5)	7-12 (AVG 10)	12-16 (AVG 14)	16-22(AVG 19)	>22 (AVG 25)	PROFIT PER DAY	PROFIT TOTAL			users	minutes used	ax minutes possit	C	A					
MTWT---	4	2	5	6	6	5	652,82 €	2.611,30 €	24	383	1260	2	2								
----F--	1	3	7	9	8	7	952,04 €	952,04 €	35	558	1620	2	3								
-----SS	2	6	15	19	17	15	1.958,47 €	3.916,94 €	72	1148	3600	4	7								
<table border="1"> <tr> <td>KW COST</td><td>0,2161 €</td> </tr> <tr> <td>CAR MNTN</td><td>- €</td> </tr> <tr> <td>CAR WORK</td><td>- €</td> </tr> <tr> <td>TOTAL WRK</td><td>- €</td> </tr> </table>								KW COST	0,2161 €	CAR MNTN	- €	CAR WORK	- €	TOTAL WRK	- €	TOTAL SUM PER WEEK		7.480,28 €	275	EARN FROM CARS	7.480,28 €
KW COST	0,2161 €																				
CAR MNTN	- €																				
CAR WORK	- €																				
TOTAL WRK	- €																				
<table border="1"> <tr> <td>VAT</td><td>ITALY</td><td>22</td><td>MONTHS</td><td>9</td> </tr> </table>								VAT	ITALY	22	MONTHS	9	TOTAL SUM PER MONTH		32.525,84 €	1196	EARN FROM ACCO	- €			
VAT	ITALY	22	MONTHS	9																	
								TOTAL SUM PERIOD 1		292.732,55 €	10764	TOTAL FROM CAR	292.732,55 €								
								EARNINGS PER CAR		32.525,84 €		TOTAL FROM ACCO	- €								
								EARNINGS PER ACCUMULATOR CONTAINER		- €											
								TOTAL INCOME AFTER TAXES		228.331,39 €		TRACK INCOME AFTER TAX	41.035,99 €								
								TOTAL INCOME PER CAR AFTER TAXES		29.598,51 €		TRACK INCOME PER MONTH	4.559,55 €								
								TOTAL INCOME PER ACCUMULATOR CONTAINER AFTER TAXES		- €		TRACK INCOME PER CAR	4.559,55 €								
								INCOME AFTER TRACK PAYMENT AND TAX		187.295,40 €		-/- PER CAR/MONTH	506,62 €								
								INCOME AFTER TRACK PAYMENT AND TAX PER MONTH		20.810,60 €		ELECTRICITY COSTS	2.901,40 €								
								INCOME AFTER TRACK PAYMENT AND TAX PER CAR+ACCU		20.810,60 €		MAINTENANCE COSTS	- €								
								INCOME AFTER TRACK PAYMENT AND TAX PER CAR/MONTH		2.312,29 €		TOTAL COSTS	2.901,40 €								
								TRACK PROFIT		38.134,58 €											
								TRACK PROFIT PER MONTH		4.237,18 €											
								TRACK PR PER MONTH/CAR		470,80 €											
								INCOME AFTER TRACK PAYMENT AND TAX PER CAR		20.810,60 €											
								INCOME AFTER TRACK PAYMENT AND TAX PER ACCUMULATOR CONTAINER		- €											
								INCOME PER CAR PER MONTH		2.312,29 €		CAR DEPRECIATION MONTH	13								
								INCOME PER ACCU PER MONTH		- €		ACC DEPRECIATION MONTH	#ΔIAIP./O!								

TRACK & CAR INFO			
	COST OF 1 CAR	30.000,00 €	
	COST OF 1 ACCUMULATOR CONTAINER	6.500,00 €	
	TO	TC	TT
MTWT---	16	23	7
----F--	16	24	8
-----SS	10	24	14

STUTTGART KART TRACK KART-O-MANIA

TOTAL																																																																																																									
PHASES	INTRO	2	GROW 1	2	GROW 2	7				MAT 1	11	MAT 2	12	MAT 3		15	END PHASE		11																																																																																						
MONTHS	TOTAL INCOME	STRT Y	STRT M	END Y	END M	RETURN %	INCOME AFTER TAX	TRACK PROFIT	INCOME AFTER TAX & TRACK	INCOME PER CAR	INCOME PER ACCUMULATOR	PROFIT	RACES	RACES/MONTH	CARS	ACCU	BREAK																																																																																								
I	2	29.568,94 €	1	9		1	11																																																																																																		
G1	2	52.041,34 €	1	11	2	1																																																																																																			
G2	7	245.895,34 €	2	1	2	8																																																																																																			
M1	11	572.454,76 €	2	8	3	7																																																																																																			
M2	12	559.207,87 €	3	7	4	7																																																																																																			
M3	15	601.432,33 €	4	7	5	10																																																																																																			
E	11	330.462,52 €	5	10	6	9																																																																																																			
T	60	2.391.063,11 €							1.936.761,12 €	338.669,74 €	1.557.812,78 €	225.213,8 €	2.023,71 €	1.557.812,78 €	87892	1285																																																																																									
MONTHLY									YEARLY																																																																																																
MONTHS	TOTAL INCOME	TRACK PROFIT	AFTER VAT & TRACK PAYMENT	INCOME PER CAR	INCOME PER ACCUMULATOR	PROFIT PER MONTH	RACES	TOTAL INCOME	TRACK PROFIT	INCOME AFTER TAX&TRACK	INCOME PER CAR	INCOME PER ACCUMULATOR	PROFIT	RACES																																																																																											
0																																																																																																									
1	3	18.529,87 €	1.751,45 €	12.586,44 €	3.146,61 €	- €	12.586,44 €	682	55.589,62 €	5.254,35 €	37.759,31 €	9.439,83 €	- €	37.759,31 €	2.045																																																																																										
2	12	40.006,78 €	5.705,34 €	26.028,85 €	3.772,34 €	61,32 €	26.028,85 €	1.471	480.081,38 €	68.464,06 €	312.346,14 €	45.268,09 €	735,89 €	312.346,14 €	17.646																																																																																										
3	12	49.774,39 €	7.963,87 €	31.682,08 €	4.357,37 €	107,32 €	31.682,08 €	1.830	597.292,67 €	95.566,40 €	380.184,95 €	52.288,43 €	1.287,81 €	380.184,95 €	21.956																																																																																										
4	12	43.890,17 €	6.534,00 €	28.345,73 €	4.049,39 €	- €	28.345,73 €	1.613	526.682,04 €	78.408,01 €	340.148,71 €	48.592,67 €	- €	340.148,71 €	19.361																																																																																										
5	12	38.419,91 €	5.204,73 €	25.244,09 €	3.606,30 €	- €	25.244,09 €	1.412	461.038,98 €	62.456,75 €	302.929,10 €	43.275,59 €	- €	302.929,10 €	16.948																																																																																										
6	9	30.042,05 €	3.168,91 €	20.493,84 €	2.927,69 €	- €	20.493,84 €	1.104	270.378,43 €	28.520,17 €	184.444,57 €	26.349,22 €	- €	184.444,57 €	9.936																																																																																										
T	60							2.391.063,11 €	338.669,74 €	1.557.812,78 €	225.213,83 €	2.023,71 €	1.557.812,78 €	87.892																																																																																											
INTRODUCTION PHASE																																																																																																									
STRT Y	1	STRT M	9	END Y	1	END M	11	TOTAL M	2	BREAK P	0	STRT M TOT	0	END M	2																																																																																										
CARS:	4	ACCONT:	8	LENGTH:	1,25	FEE PER CAR:	400 €	FEE PER ACC:	60 €	RETURN %:	30,0%	BASE AMOUNT:	2 €	CHARGE PER MINUTE:	1,58 €																																																																																										
DAY	TYPE	<7MINS (AVG:5)	7-12 (AVG 10)	12-16 (AVG 14)	16-22(AVG 19)	>22 (AVG 25)	PROFIT PER DAY	PROFIT TOTAL	users	minutes used	max minutes possible	C	A																																																																																												
MTW----	3	1	2	3	3	2	299,21 €	897,63 €	11	175	1800	3	6																																																																																												
---TF--	2	1	3	4	4	3	435,22 €	870,43 €	16	255	1800	3	6																																																																																												
----SS	2	2	6	8	7	6	816,03 €	1.632,06 €	30	479	2520	3	9																																																																																												
<table border="0" style="width: 100%;"> <tr> <td style="width: 30%; vertical-align: top;"> <table border="1" style="width: 100%; border-collapse: collapse;"> <tr> <td style="width: 50%;">KW COST</td> <td style="width: 50%;">0,3000 €</td> </tr> <tr> <td>CAR MNTN</td> <td>- €</td> </tr> <tr> <td>CAR WORK</td> <td>- €</td> </tr> <tr> <td>TOTAL WRK</td> <td>- €</td> </tr> </table> </td> <td style="width: 30%; vertical-align: top;"> <p>TOTAL SUM PER WEEK</p> <p>TOTAL SUM PER MONTH</p> <p>TOTAL SUM PERIOD 1</p> </td> <td style="width: 40%; vertical-align: top;"> <table border="1" style="width: 100%; border-collapse: collapse;"> <tr> <td style="width: 50%;">EARNINGS PER CAR</td> <td style="width: 50%;">7.392,24 €</td> </tr> <tr> <td>EARNINGS PER ACCUMULATOR CONTAINER</td> <td>- €</td> </tr> <tr> <td>TOTAL INCOME AFTER TAXES</td> <td>23.950,84 €</td> </tr> <tr> <td>TOTAL INCOME PER CAR AFTER TAXES</td> <td>7.244,39 €</td> </tr> <tr> <td>TOTAL INCOME PER ACCUMULATOR CONTAINER AFTER TAXES</td> <td>- €</td> </tr> <tr> <td>INCOME AFTER TRACK PAYMENT AND TAX</td> <td>20.925,59 €</td> </tr> <tr> <td>INCOME AFTER TRACK PAYMENT AND TAX PER MONTH</td> <td>10.462,80 €</td> </tr> <tr> <td>INCOME AFTER TRACK PAYMENT AND TAX PER CAR+ACCU</td> <td>5.231,40 €</td> </tr> <tr> <td>INCOME AFTER TRACK PAYMENT AND TAX PER CAR/MONTH</td> <td>2.615,70 €</td> </tr> </table> </td> </tr> </table>																		<table border="1" style="width: 100%; border-collapse: collapse;"> <tr> <td style="width: 50%;">KW COST</td> <td style="width: 50%;">0,3000 €</td> </tr> <tr> <td>CAR MNTN</td> <td>- €</td> </tr> <tr> <td>CAR WORK</td> <td>- €</td> </tr> <tr> <td>TOTAL WRK</td> <td>- €</td> </tr> </table>	KW COST	0,3000 €	CAR MNTN	- €	CAR WORK	- €	TOTAL WRK	- €	<p>TOTAL SUM PER WEEK</p> <p>TOTAL SUM PER MONTH</p> <p>TOTAL SUM PERIOD 1</p>	<table border="1" style="width: 100%; border-collapse: collapse;"> <tr> <td style="width: 50%;">EARNINGS PER CAR</td> <td style="width: 50%;">7.392,24 €</td> </tr> <tr> <td>EARNINGS PER ACCUMULATOR CONTAINER</td> <td>- €</td> </tr> <tr> <td>TOTAL INCOME AFTER TAXES</td> <td>23.950,84 €</td> </tr> <tr> <td>TOTAL INCOME PER CAR AFTER TAXES</td> <td>7.244,39 €</td> </tr> <tr> <td>TOTAL INCOME PER ACCUMULATOR CONTAINER AFTER TAXES</td> <td>- €</td> </tr> <tr> <td>INCOME AFTER TRACK PAYMENT AND TAX</td> <td>20.925,59 €</td> </tr> <tr> <td>INCOME AFTER TRACK PAYMENT AND TAX PER MONTH</td> <td>10.462,80 €</td> </tr> <tr> <td>INCOME AFTER TRACK PAYMENT AND TAX PER CAR+ACCU</td> <td>5.231,40 €</td> </tr> <tr> <td>INCOME AFTER TRACK PAYMENT AND TAX PER CAR/MONTH</td> <td>2.615,70 €</td> </tr> </table>	EARNINGS PER CAR	7.392,24 €	EARNINGS PER ACCUMULATOR CONTAINER	- €	TOTAL INCOME AFTER TAXES	23.950,84 €	TOTAL INCOME PER CAR AFTER TAXES	7.244,39 €	TOTAL INCOME PER ACCUMULATOR CONTAINER AFTER TAXES	- €	INCOME AFTER TRACK PAYMENT AND TAX	20.925,59 €	INCOME AFTER TRACK PAYMENT AND TAX PER MONTH	10.462,80 €	INCOME AFTER TRACK PAYMENT AND TAX PER CAR+ACCU	5.231,40 €	INCOME AFTER TRACK PAYMENT AND TAX PER CAR/MONTH	2.615,70 €																																																											
<table border="1" style="width: 100%; border-collapse: collapse;"> <tr> <td style="width: 50%;">KW COST</td> <td style="width: 50%;">0,3000 €</td> </tr> <tr> <td>CAR MNTN</td> <td>- €</td> </tr> <tr> <td>CAR WORK</td> <td>- €</td> </tr> <tr> <td>TOTAL WRK</td> <td>- €</td> </tr> </table>	KW COST	0,3000 €	CAR MNTN	- €	CAR WORK	- €	TOTAL WRK	- €	<p>TOTAL SUM PER WEEK</p> <p>TOTAL SUM PER MONTH</p> <p>TOTAL SUM PERIOD 1</p>	<table border="1" style="width: 100%; border-collapse: collapse;"> <tr> <td style="width: 50%;">EARNINGS PER CAR</td> <td style="width: 50%;">7.392,24 €</td> </tr> <tr> <td>EARNINGS PER ACCUMULATOR CONTAINER</td> <td>- €</td> </tr> <tr> <td>TOTAL INCOME AFTER TAXES</td> <td>23.950,84 €</td> </tr> <tr> <td>TOTAL INCOME PER CAR AFTER TAXES</td> <td>7.244,39 €</td> </tr> <tr> <td>TOTAL INCOME PER ACCUMULATOR CONTAINER AFTER TAXES</td> <td>- €</td> </tr> <tr> <td>INCOME AFTER TRACK PAYMENT AND TAX</td> <td>20.925,59 €</td> </tr> <tr> <td>INCOME AFTER TRACK PAYMENT AND TAX PER MONTH</td> <td>10.462,80 €</td> </tr> <tr> <td>INCOME AFTER TRACK PAYMENT AND TAX PER CAR+ACCU</td> <td>5.231,40 €</td> </tr> <tr> <td>INCOME AFTER TRACK PAYMENT AND TAX PER CAR/MONTH</td> <td>2.615,70 €</td> </tr> </table>	EARNINGS PER CAR	7.392,24 €	EARNINGS PER ACCUMULATOR CONTAINER	- €	TOTAL INCOME AFTER TAXES	23.950,84 €	TOTAL INCOME PER CAR AFTER TAXES	7.244,39 €	TOTAL INCOME PER ACCUMULATOR CONTAINER AFTER TAXES	- €	INCOME AFTER TRACK PAYMENT AND TAX	20.925,59 €	INCOME AFTER TRACK PAYMENT AND TAX PER MONTH	10.462,80 €	INCOME AFTER TRACK PAYMENT AND TAX PER CAR+ACCU	5.231,40 €	INCOME AFTER TRACK PAYMENT AND TAX PER CAR/MONTH	2.615,70 €																																																																													
KW COST	0,3000 €																																																																																																								
CAR MNTN	- €																																																																																																								
CAR WORK	- €																																																																																																								
TOTAL WRK	- €																																																																																																								
EARNINGS PER CAR	7.392,24 €																																																																																																								
EARNINGS PER ACCUMULATOR CONTAINER	- €																																																																																																								
TOTAL INCOME AFTER TAXES	23.950,84 €																																																																																																								
TOTAL INCOME PER CAR AFTER TAXES	7.244,39 €																																																																																																								
TOTAL INCOME PER ACCUMULATOR CONTAINER AFTER TAXES	- €																																																																																																								
INCOME AFTER TRACK PAYMENT AND TAX	20.925,59 €																																																																																																								
INCOME AFTER TRACK PAYMENT AND TAX PER MONTH	10.462,80 €																																																																																																								
INCOME AFTER TRACK PAYMENT AND TAX PER CAR+ACCU	5.231,40 €																																																																																																								
INCOME AFTER TRACK PAYMENT AND TAX PER CAR/MONTH	2.615,70 €																																																																																																								
<table border="1" style="width: 100%; border-collapse: collapse;"> <tr> <td colspan="18" style="text-align: center;">TRACK & CAR INFO</td> </tr> <tr> <td colspan="18" style="text-align: center;">COST OF 1 CAR 30.000,00 €</td> </tr> <tr> <td colspan="18" style="text-align: center;">COST OF 1 ACCUMULATOR CONTAINER 6.500,00 €</td> </tr> <tr> <td colspan="18" style="text-align: center;"> <table border="1" style="width: 100%; border-collapse: collapse;"> <tr> <td style="width: 30%;"></td> <td style="width: 10%; text-align: center;">TO</td> <td style="width: 10%; text-align: center;">TC</td> <td style="width: 10%; text-align: center;">TT</td> </tr> <tr> <td>MTW----</td> <td style="text-align: center;">11</td> <td style="text-align: center;">23</td> <td style="text-align: center;">12</td> </tr> <tr> <td>---TF--</td> <td style="text-align: center;">11</td> <td style="text-align: center;">23</td> <td style="text-align: center;">12</td> </tr> <tr> <td>----SS</td> <td style="text-align: center;">9</td> <td style="text-align: center;">23</td> <td style="text-align: center;">14</td> </tr> </table> </td> </tr> </table>																		TRACK & CAR INFO																		COST OF 1 CAR 30.000,00 €																		COST OF 1 ACCUMULATOR CONTAINER 6.500,00 €																		<table border="1" style="width: 100%; border-collapse: collapse;"> <tr> <td style="width: 30%;"></td> <td style="width: 10%; text-align: center;">TO</td> <td style="width: 10%; text-align: center;">TC</td> <td style="width: 10%; text-align: center;">TT</td> </tr> <tr> <td>MTW----</td> <td style="text-align: center;">11</td> <td style="text-align: center;">23</td> <td style="text-align: center;">12</td> </tr> <tr> <td>---TF--</td> <td style="text-align: center;">11</td> <td style="text-align: center;">23</td> <td style="text-align: center;">12</td> </tr> <tr> <td>----SS</td> <td style="text-align: center;">9</td> <td style="text-align: center;">23</td> <td style="text-align: center;">14</td> </tr> </table>																			TO	TC	TT	MTW----	11	23	12	---TF--	11	23	12	----SS	9	23	14
TRACK & CAR INFO																																																																																																									
COST OF 1 CAR 30.000,00 €																																																																																																									
COST OF 1 ACCUMULATOR CONTAINER 6.500,00 €																																																																																																									
<table border="1" style="width: 100%; border-collapse: collapse;"> <tr> <td style="width: 30%;"></td> <td style="width: 10%; text-align: center;">TO</td> <td style="width: 10%; text-align: center;">TC</td> <td style="width: 10%; text-align: center;">TT</td> </tr> <tr> <td>MTW----</td> <td style="text-align: center;">11</td> <td style="text-align: center;">23</td> <td style="text-align: center;">12</td> </tr> <tr> <td>---TF--</td> <td style="text-align: center;">11</td> <td style="text-align: center;">23</td> <td style="text-align: center;">12</td> </tr> <tr> <td>----SS</td> <td style="text-align: center;">9</td> <td style="text-align: center;">23</td> <td style="text-align: center;">14</td> </tr> </table>																			TO	TC	TT	MTW----	11	23	12	---TF--	11	23	12	----SS	9	23	14																																																																								
	TO	TC	TT																																																																																																						
MTW----	11	23	12																																																																																																						
---TF--	11	23	12																																																																																																						
----SS	9	23	14																																																																																																						
<table border="1" style="width: 100%; border-collapse: collapse;"> <tr> <td style="width: 60%;"></td> <td style="width: 20%;">EARN FROM CARS</td> <td style="width: 20%;">3.400,13 €</td> </tr> <tr> <td></td> <td>EARN FROM ACCO</td> <td>- €</td> </tr> <tr> <td></td> <td>TOTAL FROM CAR</td> <td>29.568,94 €</td> </tr> <tr> <td></td> <td>TOTAL FROM ACCO</td> <td>- €</td> </tr> <tr> <td></td> <td>TOTAL FROM CAR</td> <td>29.568,94 €</td> </tr> <tr> <td></td> <td>TOTAL FROM ACCO</td> <td>- €</td> </tr> <tr> <td></td> <td>TRACK INCOME AFTER TAX</td> <td>3.025,25 €</td> </tr> <tr> <td></td> <td>TRACK INCOME PER MONTH</td> <td>1.512,63 €</td> </tr> <tr> <td></td> <td>TRACK INCOME PER CAR</td> <td>756,31 €</td> </tr> <tr> <td></td> <td>-/- PER CAR/MONTH</td> <td>378,16 €</td> </tr> <tr> <td></td> <td>ELECTRICITY COSTS</td> <td>1.342,62 €</td> </tr> <tr> <td></td> <td>MAINTENANCE COSTS</td> <td>- €</td> </tr> <tr> <td></td> <td>TOTAL COSTS</td> <td>1.342,62 €</td> </tr> <tr> <td></td> <td>TRACK PROFIT</td> <td>1.682,63 €</td> </tr> <tr> <td></td> <td>TRACK PROFIT PER MONTH</td> <td>841,32 €</td> </tr> <tr> <td></td> <td>TRACK PR PER MONTH/CAR</td> <td>210,33 €</td> </tr> <tr> <td></td> <td>INCOME AFTER TRACK PAYMENT AND TAX PER CAR</td> <td>5.231,40 €</td> </tr> <tr> <td></td> <td>INCOME AFTER TRACK PAYMENT AND TAX PER ACCUMULATOR CONTAINER</td> <td>- €</td> </tr> <tr> <td></td> <td>INCOME PER CAR PER MONTH</td> <td>2.615,70 €</td> </tr> <tr> <td></td> <td>INCOME PER ACCU PER MONTH</td> <td>- €</td> </tr> <tr> <td></td> <td>CAR DEPRECIATION MONTH</td> <td>12</td> </tr> <tr> <td></td> <td>ACC DEPRECIATION MONTH</td> <td>#ΔIAIP/O!</td> </tr> </table>																			EARN FROM CARS	3.400,13 €		EARN FROM ACCO	- €		TOTAL FROM CAR	29.568,94 €		TOTAL FROM ACCO	- €		TOTAL FROM CAR	29.568,94 €		TOTAL FROM ACCO	- €		TRACK INCOME AFTER TAX	3.025,25 €		TRACK INCOME PER MONTH	1.512,63 €		TRACK INCOME PER CAR	756,31 €		-/- PER CAR/MONTH	378,16 €		ELECTRICITY COSTS	1.342,62 €		MAINTENANCE COSTS	- €		TOTAL COSTS	1.342,62 €		TRACK PROFIT	1.682,63 €		TRACK PROFIT PER MONTH	841,32 €		TRACK PR PER MONTH/CAR	210,33 €		INCOME AFTER TRACK PAYMENT AND TAX PER CAR	5.231,40 €		INCOME AFTER TRACK PAYMENT AND TAX PER ACCUMULATOR CONTAINER	- €		INCOME PER CAR PER MONTH	2.615,70 €		INCOME PER ACCU PER MONTH	- €		CAR DEPRECIATION MONTH	12		ACC DEPRECIATION MONTH	#ΔIAIP/O!																						
	EARN FROM CARS	3.400,13 €																																																																																																							
	EARN FROM ACCO	- €																																																																																																							
	TOTAL FROM CAR	29.568,94 €																																																																																																							
	TOTAL FROM ACCO	- €																																																																																																							
	TOTAL FROM CAR	29.568,94 €																																																																																																							
	TOTAL FROM ACCO	- €																																																																																																							
	TRACK INCOME AFTER TAX	3.025,25 €																																																																																																							
	TRACK INCOME PER MONTH	1.512,63 €																																																																																																							
	TRACK INCOME PER CAR	756,31 €																																																																																																							
	-/- PER CAR/MONTH	378,16 €																																																																																																							
	ELECTRICITY COSTS	1.342,62 €																																																																																																							
	MAINTENANCE COSTS	- €																																																																																																							
	TOTAL COSTS	1.342,62 €																																																																																																							
	TRACK PROFIT	1.682,63 €																																																																																																							
	TRACK PROFIT PER MONTH	841,32 €																																																																																																							
	TRACK PR PER MONTH/CAR	210,33 €																																																																																																							
	INCOME AFTER TRACK PAYMENT AND TAX PER CAR	5.231,40 €																																																																																																							
	INCOME AFTER TRACK PAYMENT AND TAX PER ACCUMULATOR CONTAINER	- €																																																																																																							
	INCOME PER CAR PER MONTH	2.615,70 €																																																																																																							
	INCOME PER ACCU PER MONTH	- €																																																																																																							
	CAR DEPRECIATION MONTH	12																																																																																																							
	ACC DEPRECIATION MONTH	#ΔIAIP/O!																																																																																																							

GROWTH PHASE 1																
STRT Y	1	STRT M	11	END Y	2	END M	1	TOTAL M	2	BREAK P	0	STRT M TOT	2	END M	4	
CARS:	4	ACCONT:	8	LENGTH:	1,25	FEE PER CAR:	400 €	FEE PER ACC:	60 €	RETURN %:	30,0%	BASE AMOUNT:	2 €	CHARGE PER MINUTE:	1,58 €	
DAY	TYPE	AVLBL DT	<7MINS (AVG:5)	7-12 (AVG 10)	12-16 (AVG 14)	16-22(AVG 19)	>22 (AVG 25)	PROFIT PER DAY	PROFIT TOTAL	users	minutes used	ax minutes possib:	C	A		
MTW----	3	1	4	5	7	4	4	489,62 €	1.468,85 €	18	287	1800	3	6		
---TF--	2	2	5	7	6	5	5	680,03 €	1.360,05 €	25	399	1800	3	6		
----SS	2	5	12	15	14	12	12	1.577,66 €	3.155,32 €	58	925	2520	3	9		
GERMANY		KW COST	0,3000 €													
VAT		19 MONTHS	2	CAR MNTN	- €											
				CAR WORK	- €											
				TOTAL WRK	- €											
										TOTAL SUM PER WEEK	5.984,22 €	220	EARN FROM CARS	5.984,22 €		
										TOTAL SUM PER MONTH	26.020,67 €	957	EARN FROM ACCO	- €		
										TOTAL SUM PERIOD 1	52.041,34 €	1914	TOTAL FROM CAR	52.041,34 €		
										EARNINGS PER CAR	13.010,34 €		TOTAL FROM ACCO	- €		
										EARNINGS PER ACCUMULATOR CONTAINER	- €					
										TOTAL INCOME AFTER TAXES	42.153,49 €		TRACK INCOME AFTER TAX	8.486,05 €		
										TOTAL INCOME PER CAR AFTER TAXES	12.750,13 €		TRACK INCOME PER MONTH	4.243,02 €		
										TOTAL INCOME PER ACCUMULATOR CONTAINER AFTER TAXES	- €		TRACK INCOME PER CAR	2.121,51 €		
													-/- PER CAR/MONTH	1.060,76 €		
										INCOME AFTER TRACK PAYMENT AND TAX	33.667,44 €		ELECTRICITY COSTS	1.342,62 €		
										INCOME AFTER TRACK PAYMENT AND TAX PER MONTH	16.833,72 €		MAINTENANCE COSTS	- €		
										INCOME AFTER TRACK PAYMENT AND TAX PER CAR+ACCU	8.416,86 €		TOTAL COSTS	1.342,62 €		
										INCOME AFTER TRACK PAYMENT AND TAX PER CAR/MONTH	4.208,43 €					
													TRACK PROFIT	7.143,43 €		
													TRACK PROFIT PER MONTH	3.571,71 €		
													TRACK PR PER MONTH/CAR	892,93 €		
										INCOME AFTER TRACK PAYMENT AND TAX PER CAR	8.416,86 €					
										INCOME AFTER TRACK PAYMENT AND TAX PER ACCUMULATOR CONTAINER	- €					
										INCOME PER CAR PER MONTH	4.208,43 €		CAR DEPRECIATION MONTH	8		
										INCOME PER ACCU PER MONTH	- €		ACC DEPRECIATION MONTH	#ΔIAIP,/O!		
GROWTH PHASE 2																
STRT Y	2	STRT M	1	END Y	2	END M	8	TOTAL M	7	BREAK P	0	STRT M TOT	4	END M	11	
CARS:	7	ACCONT:	11	LENGTH:	1,25	FEE PER CAR:	400 €	FEE PER ACC:	60 €	RETURN %:	30,0%	BASE AMOUNT:	2 €	CHARGE PER MINUTE:	1,58 €	
DAY	TYPE	AVLBL DT	<7MINS (AVG:5)	7-12 (AVG 10)	12-16 (AVG 14)	16-22(AVG 19)	>22 (AVG 25)	PROFIT PER DAY	PROFIT TOTAL	users	minutes used	ax minutes possib:	C	A		
MTW----	3	2	5	7	7	6	5	680,03 €	2.040,08 €	25	399	2610	3	6		
---TF--	2	3	7	8	8	7	7	870,43 €	1.740,86 €	32	510	2610	3	6		
----SS	2	6	17	21	21	19	17	2.148,88 €	4.297,76 €	79	1260	3600	3	9		
GERMANY		KW COST	0,3000 €													
VAT		19 MONTHS	7	CAR MNTN	- €											
				CAR WORK	- €											
				TOTAL WRK	- €											
										TOTAL SUM PER WEEK	8.078,70 €	297	EARN FROM CARS	8.078,70 €		
										TOTAL SUM PER MONTH	35.127,91 €	1291	EARN FROM ACCO	- €		
										TOTAL SUM PERIOD 1	245.895,34 €	9037	TOTAL FROM CAR	245.895,34 €		
										EARNINGS PER CAR	35.127,91 €		TOTAL FROM ACCO	- €		
										EARNINGS PER ACCUMULATOR CONTAINER	- €					
										TOTAL INCOME AFTER TAXES	199.175,23 €		TRACK INCOME AFTER TAX	35.532,57 €		
										TOTAL INCOME PER CAR AFTER TAXES	32.668,95 €		TRACK INCOME PER MONTH	5.076,08 €		
										TOTAL INCOME PER ACCUMULATOR CONTAINER AFTER TAXES	- €		TRACK INCOME PER CAR	5.076,08 €		
													-/- PER CAR/MONTH	725,15 €		
										INCOME AFTER TRACK PAYMENT AND TAX	163.642,66 €		ELECTRICITY COSTS	4.699,17 €		
										INCOME AFTER TRACK PAYMENT AND TAX PER MONTH	23.377,52 €		MAINTENANCE COSTS	- €		
										INCOME AFTER TRACK PAYMENT AND TAX PER CAR+ACCU	23.377,52 €		TOTAL COSTS	4.699,17 €		
										INCOME AFTER TRACK PAYMENT AND TAX PER CAR/MONTH	3.339,65 €					
													TRACK PROFIT	30.833,40 €		
													TRACK PROFIT PER MONTH	4.404,77 €		
													TRACK PR PER MONTH/CAR	629,25 €		
										INCOME AFTER TRACK PAYMENT AND TAX PER CAR	23.377,52 €					
										INCOME AFTER TRACK PAYMENT AND TAX PER ACCUMULATOR CONTAINER	- €					
										INCOME PER CAR PER MONTH	3.339,65 €		CAR DEPRECIATION MONTH	9		
										INCOME PER ACCU PER MONTH	- €		ACC DEPRECIATION MONTH	#ΔIAIP,/O!		

GROWTH PHASE 1

GROWTH PHASE 2

MATURITY 1																		
STRT Y	2	STRT M	8	END Y	3	END M	7	TOTAL M	11	BREAK P	1	STRT M TOT	11	END M	22			
CARS:	7	ACCONT:	11	LENGTH:	1,25	FEE PER CAR:	400 €	FEE PER ACC:	60 €	RETURN %:	30,0%	BASE AMOUNT:	2 €	CHARGE PER MINUTE:	1,58 €			
DAY	TYPE	AVLBL DT	<7MINS (AVG:5)	7-12 (AVG 10)	12-16 (AVG 14)	16-22(AVG 19)	>22 (AVG 25)	PROFIT PER DAY	PROFIT TOTAL	users	minutes used	ax minutes possib:	C	A				
MTW----	3		3	7	8	8	7	870,43 €	2.611,30 €	32	510	2610	3	6				
---TF--	2		3	8	10	10	8	1.088,04 €	2.176,08 €	40	638	2610	3	6				
----SS	2		11	28	34	32	28	3.590,53 €	7.181,06 €	132	2105	3600	3	9				
GERMANY		KW COST	0,3000 €		TOTAL SUM PER WEEK										11.968,44 €	440	EARN FROM CARS	11.233,76 €
VAT		CAR MNTN	- €		TOTAL SUM PER MONTH										52.041,34 €	1913	EARN FROM ACCO	734,68 €
19 MONTHS		CAR WORK	- €		TOTAL SUM PERIOD 1										572.454,76 €	21043	TOTAL FROM CAR	537.314,62 €
		TOTAL WRK	- €		EARNINGS PER CAR										76.759,23 €		TOTAL FROM ACCO	35.140,14 €
EARNINGS PER ACCUMULATOR CONTAINER										3.194,56 €								
TOTAL INCOME AFTER TAXES										463.688,36 €	TRACK INCOME AFTER TAX		101.046,51 €					
TOTAL INCOME PER CAR AFTER TAXES										68.315,72 €	TRACK INCOME PER MONTH		9.186,05 €					
TOTAL INCOME PER ACCUMULATOR CONTAINER AFTER TAXES										2.843,16 €	TRACK INCOME PER CAR		14.435,22 €					
											-/- PER CAR/MONTH		1.312,29 €					
INCOME AFTER TRACK PAYMENT AND TAX										362.641,85 €	ELECTRICITY COSTS		7.384,41 €					
INCOME AFTER TRACK PAYMENT AND TAX PER MONTH										32.967,44 €	MAINTENANCE COSTS		- €					
INCOME AFTER TRACK PAYMENT AND TAX PER CAR+ACCU										51.805,98 €	TOTAL COSTS		7.384,41 €					
INCOME AFTER TRACK PAYMENT AND TAX PER CAR/MONTH										4.709,63 €	TRACK PROFIT		93.662,10 €					
											TRACK PROFIT PER MONTH		8.514,74 €					
											TRACK PR PER MONTH/CAR		1.216,39 €					
INCOME AFTER TRACK PAYMENT AND TAX PER CAR										48.625,87 €								
INCOME AFTER TRACK PAYMENT AND TAX PER ACCUMULATOR CONTAINER										2.023,71 €								
INCOME PER CAR PER MONTH										4.420,53 €	CAR DEPRECIATION MONTH		7					
INCOME PER ACCU PER MONTH										183,97 €	ACC DEPRECIATION MONTH		36					
MATURITY 2																		
STRT Y	3	STRT M	7	END Y	4	END M	7	TOTAL M	12	BREAK P	1	STRT M TOT	22	END M	34			
CARS:	7	ACCONT:	11	LENGTH:	1,25	FEE PER CAR:	400 €	FEE PER ACC:	60 €	RETURN %:	30,0%	BASE AMOUNT:	2 €	CHARGE PER MINUTE:	1,58 €			
DAY	TYPE	AVLBL DT	<7MINS (AVG:5)	7-12 (AVG 10)	12-16 (AVG 14)	16-22(AVG 19)	>22 (AVG 25)	PROFIT PER DAY	PROFIT TOTAL	users	minutes used	ax minutes possib:	C	A				
MTW----	3		2	6	8	7	6	816,03 €	2.448,09 €	30	479	2610	3	6				
---TF--	2		3	8	10	9	8	1.033,64 €	2.067,28 €	38	606	2610	3	6				
----SS	2		9	24	30	27	24	3.100,91 €	6.201,83 €	114	1818	3600	3	9				
GERMANY		KW COST	0,3000 €		TOTAL SUM PER WEEK										10.717,19 €	394	EARN FROM CARS	10.717,19 €
VAT		CAR MNTN	- €		TOTAL SUM PER MONTH										46.600,66 €	1713	EARN FROM ACCO	- €
19 MONTHS		CAR WORK	- €		TOTAL SUM PERIOD 1										559.207,87 €	20556	TOTAL FROM CAR	559.207,87 €
		TOTAL WRK	- €		EARNINGS PER CAR										79.886,84 €		TOTAL FROM ACCO	- €
EARNINGS PER ACCUMULATOR CONTAINER										- €								
TOTAL INCOME AFTER TAXES										452.958,38 €	TRACK INCOME AFTER TAX		94.367,51 €					
TOTAL INCOME PER CAR AFTER TAXES										70.300,42 €	TRACK INCOME PER MONTH		7.863,96 €					
TOTAL INCOME PER ACCUMULATOR CONTAINER AFTER TAXES										- €	TRACK INCOME PER CAR		13.481,07 €					
											-/- PER CAR/MONTH		1.123,42 €					
INCOME AFTER TRACK PAYMENT AND TAX										358.590,86 €	ELECTRICITY COSTS		8.055,72 €					
INCOME AFTER TRACK PAYMENT AND TAX PER MONTH										29.882,57 €	MAINTENANCE COSTS		- €					
INCOME AFTER TRACK PAYMENT AND TAX PER CAR+ACCU										51.227,27 €	TOTAL COSTS		8.055,72 €					
INCOME AFTER TRACK PAYMENT AND TAX PER CAR/MONTH										4.268,94 €	TRACK PROFIT		86.311,79 €					
											TRACK PROFIT PER MONTH		7.192,65 €					
											TRACK PR PER MONTH/CAR		1.027,52 €					
INCOME AFTER TRACK PAYMENT AND TAX PER CAR										51.227,27 €								
INCOME AFTER TRACK PAYMENT AND TAX PER ACCUMULATOR CONTAINER										- €								
INCOME PER CAR PER MONTH										4.268,94 €	CAR DEPRECIATION MONTH		8					
INCOME PER ACCU PER MONTH										- €	ACC DEPRECIATION MONTH		#ΔIAIP,/0!					

MATURITY 1

MATURITY 2

MATURITY 3																																																																																																																																						
STRT Y	4	STRT M	7	END Y	5	END M	10	TOTAL M	15	BREAK P	1	STRT M TOT	34	END M	49																																																																																																																							
CARS:	7	ACCONT:	11	LENGTH:		FEE PER CAR:	400 €	FEE PER ACC:	60 €	RETURN %:	30,0%	BASE AMOUNT:	2 €	CHARGE PER MINUTE:	1,58 €																																																																																																																							
DAY	TYPE	AVLBL DT	<7MINS (AVG:5)	7-12 (AVG 10)	12-16 (AVG 14)	16-22(AVG 19)	>22 (AVG 25)	PROFIT PER DAY	PROFIT TOTAL	users	minutes used	ax minutes possib	C	A																																																																																																																								
MTW----	3	2	2	6	7	6	6	734,43 €	2.203,28 €	27	431	2610	3	6																																																																																																																								
---TF--	2	3	3	7	9	8	7	924,83 €	1.849,67 €	34	542	2610	3	6																																																																																																																								
----SS	2	8	20	25	23	20	2.584,10 €	5.168,19 €	95	1515	3600	3	9																																																																																																																									
<table border="1"> <tr> <td colspan="2">KW COST</td><td>0,3000 €</td> </tr> <tr> <td colspan="2">CAR MNTN</td><td>- €</td> </tr> <tr> <td colspan="2">CAR WORK</td><td>- €</td> </tr> <tr> <td colspan="2">TOTAL WRK</td><td>- €</td> </tr> </table>															KW COST		0,3000 €	CAR MNTN		- €	CAR WORK		- €	TOTAL WRK		- €																																																																																																												
KW COST		0,3000 €																																																																																																																																				
CAR MNTN		- €																																																																																																																																				
CAR WORK		- €																																																																																																																																				
TOTAL WRK		- €																																																																																																																																				
<table border="1"> <tr> <td colspan="2">TOTAL SUM PER WEEK</td><td>9.221,14 €</td><td>339</td><td>EARN FROM CARS</td><td>9.221,14 €</td> </tr> <tr> <td colspan="2">TOTAL SUM PER MONTH</td><td>40.095,49 €</td><td>1474</td><td>EARN FROM ACCO</td><td>- €</td> </tr> <tr> <td colspan="2">TOTAL SUM PERIOD 1</td><td>601.432,33 €</td><td>22110</td><td>TOTAL FROM CAR</td><td>601.432,33 €</td> </tr> <tr> <td colspan="2">EARNINGS PER CAR</td><td>85.918,90 €</td><td></td><td>TOTAL FROM ACCO</td><td>- €</td> </tr> <tr> <td colspan="2">EARNINGS PER ACCUMULATOR CONTAINER</td><td>- €</td><td></td><td></td><td></td> </tr> <tr> <td colspan="2">TOTAL INCOME AFTER TAXES</td><td>487.160,18 €</td><td></td><td>TRACK INCOME AFTER TAX</td><td>94.248,06 €</td> </tr> <tr> <td colspan="2">TOTAL INCOME PER CAR AFTER TAXES</td><td>73.031,07 €</td><td></td><td>TRACK INCOME PER MONTH</td><td>6.283,20 €</td> </tr> <tr> <td colspan="2">TOTAL INCOME PER ACCUMULATOR CONTAINER AFTER TAXES</td><td>- €</td><td></td><td>TRACK INCOME PER CAR</td><td>13.464,01 €</td> </tr> <tr> <td colspan="2"></td><td></td><td></td><td>-/- PER CAR/MONTH</td><td>897,60 €</td> </tr> <tr> <td colspan="2">INCOME AFTER TRACK PAYMENT AND TAX</td><td>392.912,13 €</td><td></td><td>ELECTRICITY COSTS</td><td>10.069,65 €</td> </tr> <tr> <td colspan="2">INCOME AFTER TRACK PAYMENT AND TAX PER MONTH</td><td>26.194,14 €</td><td></td><td>MAINTENANCE COSTS</td><td>- €</td> </tr> <tr> <td colspan="2">INCOME AFTER TRACK PAYMENT AND TAX PER CAR+ACCU</td><td>56.130,30 €</td><td></td><td>TOTAL COSTS</td><td>10.069,65 €</td> </tr> <tr> <td colspan="2">INCOME AFTER TRACK PAYMENT AND TAX PER CAR/MONTH</td><td>3.742,02 €</td><td></td><td></td><td></td> </tr> <tr> <td colspan="2"></td><td></td><td></td><td>TRACK PROFIT</td><td>84.178,41 €</td> </tr> <tr> <td colspan="2"></td><td></td><td></td><td>TRACK PROFIT PER MONTH</td><td>5.611,89 €</td> </tr> <tr> <td colspan="2"></td><td></td><td></td><td>TRACK PR PER MONTH/CAR</td><td>801,70 €</td> </tr> <tr> <td colspan="2">INCOME AFTER TRACK PAYMENT AND TAX PER CAR</td><td>56.130,30 €</td><td></td><td></td><td></td> </tr> <tr> <td colspan="2">INCOME AFTER TRACK PAYMENT AND TAX PER ACCUMULATOR CONTAINER</td><td>- €</td><td></td><td></td><td></td> </tr> <tr> <td colspan="2">INCOME PER CAR PER MONTH</td><td>3.742,02 €</td><td></td><td>CAR DEPRECIATION MONTH</td><td>9</td> </tr> <tr> <td colspan="2">INCOME PER ACCU PER MONTH</td><td>- €</td><td></td><td>ACC DEPRECIATION MONTH</td><td>#ΔIAIP,/O!</td> </tr> </table>															TOTAL SUM PER WEEK		9.221,14 €	339	EARN FROM CARS	9.221,14 €	TOTAL SUM PER MONTH		40.095,49 €	1474	EARN FROM ACCO	- €	TOTAL SUM PERIOD 1		601.432,33 €	22110	TOTAL FROM CAR	601.432,33 €	EARNINGS PER CAR		85.918,90 €		TOTAL FROM ACCO	- €	EARNINGS PER ACCUMULATOR CONTAINER		- €				TOTAL INCOME AFTER TAXES		487.160,18 €		TRACK INCOME AFTER TAX	94.248,06 €	TOTAL INCOME PER CAR AFTER TAXES		73.031,07 €		TRACK INCOME PER MONTH	6.283,20 €	TOTAL INCOME PER ACCUMULATOR CONTAINER AFTER TAXES		- €		TRACK INCOME PER CAR	13.464,01 €					-/- PER CAR/MONTH	897,60 €	INCOME AFTER TRACK PAYMENT AND TAX		392.912,13 €		ELECTRICITY COSTS	10.069,65 €	INCOME AFTER TRACK PAYMENT AND TAX PER MONTH		26.194,14 €		MAINTENANCE COSTS	- €	INCOME AFTER TRACK PAYMENT AND TAX PER CAR+ACCU		56.130,30 €		TOTAL COSTS	10.069,65 €	INCOME AFTER TRACK PAYMENT AND TAX PER CAR/MONTH		3.742,02 €								TRACK PROFIT	84.178,41 €					TRACK PROFIT PER MONTH	5.611,89 €					TRACK PR PER MONTH/CAR	801,70 €	INCOME AFTER TRACK PAYMENT AND TAX PER CAR		56.130,30 €				INCOME AFTER TRACK PAYMENT AND TAX PER ACCUMULATOR CONTAINER		- €				INCOME PER CAR PER MONTH		3.742,02 €		CAR DEPRECIATION MONTH	9	INCOME PER ACCU PER MONTH		- €		ACC DEPRECIATION MONTH	#ΔIAIP,/O!
TOTAL SUM PER WEEK		9.221,14 €	339	EARN FROM CARS	9.221,14 €																																																																																																																																	
TOTAL SUM PER MONTH		40.095,49 €	1474	EARN FROM ACCO	- €																																																																																																																																	
TOTAL SUM PERIOD 1		601.432,33 €	22110	TOTAL FROM CAR	601.432,33 €																																																																																																																																	
EARNINGS PER CAR		85.918,90 €		TOTAL FROM ACCO	- €																																																																																																																																	
EARNINGS PER ACCUMULATOR CONTAINER		- €																																																																																																																																				
TOTAL INCOME AFTER TAXES		487.160,18 €		TRACK INCOME AFTER TAX	94.248,06 €																																																																																																																																	
TOTAL INCOME PER CAR AFTER TAXES		73.031,07 €		TRACK INCOME PER MONTH	6.283,20 €																																																																																																																																	
TOTAL INCOME PER ACCUMULATOR CONTAINER AFTER TAXES		- €		TRACK INCOME PER CAR	13.464,01 €																																																																																																																																	
				-/- PER CAR/MONTH	897,60 €																																																																																																																																	
INCOME AFTER TRACK PAYMENT AND TAX		392.912,13 €		ELECTRICITY COSTS	10.069,65 €																																																																																																																																	
INCOME AFTER TRACK PAYMENT AND TAX PER MONTH		26.194,14 €		MAINTENANCE COSTS	- €																																																																																																																																	
INCOME AFTER TRACK PAYMENT AND TAX PER CAR+ACCU		56.130,30 €		TOTAL COSTS	10.069,65 €																																																																																																																																	
INCOME AFTER TRACK PAYMENT AND TAX PER CAR/MONTH		3.742,02 €																																																																																																																																				
				TRACK PROFIT	84.178,41 €																																																																																																																																	
				TRACK PROFIT PER MONTH	5.611,89 €																																																																																																																																	
				TRACK PR PER MONTH/CAR	801,70 €																																																																																																																																	
INCOME AFTER TRACK PAYMENT AND TAX PER CAR		56.130,30 €																																																																																																																																				
INCOME AFTER TRACK PAYMENT AND TAX PER ACCUMULATOR CONTAINER		- €																																																																																																																																				
INCOME PER CAR PER MONTH		3.742,02 €		CAR DEPRECIATION MONTH	9																																																																																																																																	
INCOME PER ACCU PER MONTH		- €		ACC DEPRECIATION MONTH	#ΔIAIP,/O!																																																																																																																																	
<table border="1"> <tr> <th colspan="4">TRACK & CAR INFO</th> </tr> <tr> <td colspan="2">COST OF 1 CAR</td><td>30.000,00 €</td> </tr> <tr> <td colspan="2">COST OF 1 ACCUMULATOR CONTAINER</td><td>6.500,00 €</td> </tr> <tr> <th>TO</th><th>TC</th><th>TT</th> </tr> <tr> <td>MTW----</td><td>11</td><td>23</td><td>12</td> </tr> <tr> <td>---TF--</td><td>11</td><td>23</td><td>12</td> </tr> <tr> <td>----SS</td><td>9</td><td>23</td><td>14</td> </tr> </table>															TRACK & CAR INFO				COST OF 1 CAR		30.000,00 €	COST OF 1 ACCUMULATOR CONTAINER		6.500,00 €	TO	TC	TT	MTW----	11	23	12	---TF--	11	23	12	----SS	9	23	14																																																																																															
TRACK & CAR INFO																																																																																																																																						
COST OF 1 CAR		30.000,00 €																																																																																																																																				
COST OF 1 ACCUMULATOR CONTAINER		6.500,00 €																																																																																																																																				
TO	TC	TT																																																																																																																																				
MTW----	11	23	12																																																																																																																																			
---TF--	11	23	12																																																																																																																																			
----SS	9	23	14																																																																																																																																			
END PHASE																																																																																																																																						
STRT Y	5	STRT M	10	END Y	6	END M	9	TOTAL M	11	BREAK P	1	STRT M TOT	49	END M	60																																																																																																																							
CARS:	7	ACCONT:	11	LENGTH:		FEE PER CAR:	400 €	FEE PER ACC:	60 €	RETURN %:	30,0%	BASE AMOUNT:	2 €	CHARGE PER MINUTE:	1,58 €																																																																																																																							
DAY	TYPE	AVLBL DT	<7MINS (AVG:5)	7-12 (AVG 10)	12-16 (AVG 14)	16-22(AVG 19)	>22 (AVG 25)	PROFIT PER DAY	PROFIT TOTAL	users	minutes used	ax minutes possib	C	A																																																																																																																								
MTW----	3	2	2	5	6	5	5	598,42 €	1.795,27 €	22	351	2610	3	6																																																																																																																								
---TF--	2	2	2	6	7	7	6	761,63 €	1.523,26 €	28	447	2610	3	6																																																																																																																								
----SS	2	5	14	17	16	14	1.795,27 €	3.590,53 €	66	1053	3600	3	9																																																																																																																									
<table border="1"> <tr> <td colspan="2">KW COST</td><td>0,3000 €</td> </tr> <tr> <td colspan="2">CAR MNTN</td><td>- €</td> </tr> <tr> <td colspan="2">CAR WORK</td><td>- €</td> </tr> <tr> <td colspan="2">TOTAL WRK</td><td>- €</td> </tr> </table>															KW COST		0,3000 €	CAR MNTN		- €	CAR WORK		- €	TOTAL WRK		- €																																																																																																												
KW COST		0,3000 €																																																																																																																																				
CAR MNTN		- €																																																																																																																																				
CAR WORK		- €																																																																																																																																				
TOTAL WRK		- €																																																																																																																																				
<table border="1"> <tr> <td colspan="2">TOTAL SUM PER WEEK</td><td>6.909,05 €</td><td>254</td><td>EARN FROM CARS</td><td>6.909,05 €</td> </tr> <tr> <td colspan="2">TOTAL SUM PER MONTH</td><td>30.042,05 €</td><td>1104</td><td>EARN FROM ACCO</td><td>- €</td> </tr> <tr> <td colspan="2">TOTAL SUM PERIOD 1</td><td>330.462,52 €</td><td>12144</td><td>TOTAL FROM CAR</td><td>330.462,52 €</td> </tr> <tr> <td colspan="2">EARNINGS PER CAR</td><td>47.208,93 €</td><td></td><td>TOTAL FROM ACCO</td><td>- €</td> </tr> <tr> <td colspan="2">EARNINGS PER ACCUMULATOR CONTAINER</td><td>- €</td><td></td><td></td><td></td> </tr> <tr> <td colspan="2">TOTAL INCOME AFTER TAXES</td><td>267.674,64 €</td><td></td><td>TRACK INCOME AFTER TAX</td><td>42.242,39 €</td> </tr> <tr> <td colspan="2">TOTAL INCOME PER CAR AFTER TAXES</td><td>42.015,95 €</td><td></td><td>TRACK INCOME PER MONTH</td><td>3.840,22 €</td> </tr> <tr> <td colspan="2">TOTAL INCOME PER ACCUMULATOR CONTAINER AFTER TAXES</td><td>- €</td><td></td><td>TRACK INCOME PER CAR</td><td>6.034,63 €</td> </tr> <tr> <td colspan="2"></td><td></td><td></td><td>-/- PER CAR/MONTH</td><td>548,60 €</td> </tr> <tr> <td colspan="2">INCOME AFTER TRACK PAYMENT AND TAX</td><td>225.432,25 €</td><td></td><td>ELECTRICITY COSTS</td><td>7.384,41 €</td> </tr> <tr> <td colspan="2">INCOME AFTER TRACK PAYMENT AND TAX PER MONTH</td><td>20.493,84 €</td><td></td><td>MAINTENANCE COSTS</td><td>- €</td> </tr> <tr> <td colspan="2">INCOME AFTER TRACK PAYMENT AND TAX PER CAR+ACCU</td><td>32.204,61 €</td><td></td><td>TOTAL COSTS</td><td>7.384,41 €</td> </tr> <tr> <td colspan="2">INCOME AFTER TRACK PAYMENT AND TAX PER CAR/MONTH</td><td>2.927,69 €</td><td></td><td></td><td></td> </tr> <tr> <td colspan="2"></td><td></td><td></td><td>TRACK PROFIT</td><td>34.857,98 €</td> </tr> <tr> <td colspan="2"></td><td></td><td></td><td>TRACK PROFIT PER MONTH</td><td>3.168,91 €</td> </tr> <tr> <td colspan="2"></td><td></td><td></td><td>TRACK PR PER MONTH/CAR</td><td>452,70 €</td> </tr> <tr> <td colspan="2">INCOME AFTER TRACK PAYMENT AND TAX PER CAR</td><td>32.204,61 €</td><td></td><td></td><td></td> </tr> <tr> <td colspan="2">INCOME AFTER TRACK PAYMENT AND TAX PER ACCUMULATOR CONTAINER</td><td>- €</td><td></td><td></td><td></td> </tr> <tr> <td colspan="2">INCOME PER CAR PER MONTH</td><td>2.927,69 €</td><td></td><td>CAR DEPRECIATION MONTH</td><td>11</td> </tr> <tr> <td colspan="2">INCOME PER ACCU PER MONTH</td><td>- €</td><td></td><td>ACC DEPRECIATION MONTH</td><td>#ΔIAIP,/O!</td> </tr> </table>															TOTAL SUM PER WEEK		6.909,05 €	254	EARN FROM CARS	6.909,05 €	TOTAL SUM PER MONTH		30.042,05 €	1104	EARN FROM ACCO	- €	TOTAL SUM PERIOD 1		330.462,52 €	12144	TOTAL FROM CAR	330.462,52 €	EARNINGS PER CAR		47.208,93 €		TOTAL FROM ACCO	- €	EARNINGS PER ACCUMULATOR CONTAINER		- €				TOTAL INCOME AFTER TAXES		267.674,64 €		TRACK INCOME AFTER TAX	42.242,39 €	TOTAL INCOME PER CAR AFTER TAXES		42.015,95 €		TRACK INCOME PER MONTH	3.840,22 €	TOTAL INCOME PER ACCUMULATOR CONTAINER AFTER TAXES		- €		TRACK INCOME PER CAR	6.034,63 €					-/- PER CAR/MONTH	548,60 €	INCOME AFTER TRACK PAYMENT AND TAX		225.432,25 €		ELECTRICITY COSTS	7.384,41 €	INCOME AFTER TRACK PAYMENT AND TAX PER MONTH		20.493,84 €		MAINTENANCE COSTS	- €	INCOME AFTER TRACK PAYMENT AND TAX PER CAR+ACCU		32.204,61 €		TOTAL COSTS	7.384,41 €	INCOME AFTER TRACK PAYMENT AND TAX PER CAR/MONTH		2.927,69 €								TRACK PROFIT	34.857,98 €					TRACK PROFIT PER MONTH	3.168,91 €					TRACK PR PER MONTH/CAR	452,70 €	INCOME AFTER TRACK PAYMENT AND TAX PER CAR		32.204,61 €				INCOME AFTER TRACK PAYMENT AND TAX PER ACCUMULATOR CONTAINER		- €				INCOME PER CAR PER MONTH		2.927,69 €		CAR DEPRECIATION MONTH	11	INCOME PER ACCU PER MONTH		- €		ACC DEPRECIATION MONTH	#ΔIAIP,/O!
TOTAL SUM PER WEEK		6.909,05 €	254	EARN FROM CARS	6.909,05 €																																																																																																																																	
TOTAL SUM PER MONTH		30.042,05 €	1104	EARN FROM ACCO	- €																																																																																																																																	
TOTAL SUM PERIOD 1		330.462,52 €	12144	TOTAL FROM CAR	330.462,52 €																																																																																																																																	
EARNINGS PER CAR		47.208,93 €		TOTAL FROM ACCO	- €																																																																																																																																	
EARNINGS PER ACCUMULATOR CONTAINER		- €																																																																																																																																				
TOTAL INCOME AFTER TAXES		267.674,64 €		TRACK INCOME AFTER TAX	42.242,39 €																																																																																																																																	
TOTAL INCOME PER CAR AFTER TAXES		42.015,95 €		TRACK INCOME PER MONTH	3.840,22 €																																																																																																																																	
TOTAL INCOME PER ACCUMULATOR CONTAINER AFTER TAXES		- €		TRACK INCOME PER CAR	6.034,63 €																																																																																																																																	
				-/- PER CAR/MONTH	548,60 €																																																																																																																																	
INCOME AFTER TRACK PAYMENT AND TAX		225.432,25 €		ELECTRICITY COSTS	7.384,41 €																																																																																																																																	
INCOME AFTER TRACK PAYMENT AND TAX PER MONTH		20.493,84 €		MAINTENANCE COSTS	- €																																																																																																																																	
INCOME AFTER TRACK PAYMENT AND TAX PER CAR+ACCU		32.204,61 €		TOTAL COSTS	7.384,41 €																																																																																																																																	
INCOME AFTER TRACK PAYMENT AND TAX PER CAR/MONTH		2.927,69 €																																																																																																																																				
				TRACK PROFIT	34.857,98 €																																																																																																																																	
				TRACK PROFIT PER MONTH	3.168,91 €																																																																																																																																	
				TRACK PR PER MONTH/CAR	452,70 €																																																																																																																																	
INCOME AFTER TRACK PAYMENT AND TAX PER CAR		32.204,61 €																																																																																																																																				
INCOME AFTER TRACK PAYMENT AND TAX PER ACCUMULATOR CONTAINER		- €																																																																																																																																				
INCOME PER CAR PER MONTH		2.927,69 €		CAR DEPRECIATION MONTH	11																																																																																																																																	
INCOME PER ACCU PER MONTH		- €		ACC DEPRECIATION MONTH	#ΔIAIP,/O!																																																																																																																																	
<table border="1"> <tr> <th colspan="4">TRACK & CAR INFO</th> </tr> <tr> <td colspan="2">COST OF 1 CAR</td><td>30.000,00 €</td> </tr> <tr> <td colspan="2">COST OF 1 ACCUMULATOR CONTAINER</td><td>6.500,00 €</td> </tr> <tr> <th>TO</th><th>TC</th><th>TT</th> </tr> <tr> <td>MTW----</td><td>11</td><td>23</td><td>12</td> </tr> <tr> <td>---TF--</td><td>11</td><td>23</td><td>12</td> </tr> <tr> <td>----SS</td><td>9</td><td>23</td><td>14</td> </tr> </table>															TRACK & CAR INFO				COST OF 1 CAR		30.000,00 €	COST OF 1 ACCUMULATOR CONTAINER		6.500,00 €	TO	TC	TT	MTW----	11	23	12	---TF--	11	23	12	----SS	9	23	14																																																																																															
TRACK & CAR INFO																																																																																																																																						
COST OF 1 CAR		30.000,00 €																																																																																																																																				
COST OF 1 ACCUMULATOR CONTAINER		6.500,00 €																																																																																																																																				
TO	TC	TT																																																																																																																																				
MTW----	11	23	12																																																																																																																																			
---TF--	11	23	12																																																																																																																																			
----SS	9	23	14																																																																																																																																			

MATURITY 3

END PHASE

WACKERSDORF

TOTAL																																																																																																																																																																																																																																																																																																																																																																		
PHASES	INTRO	3	GROW 1	2	GROW 2	7			MAT 1	8	MAT 2	10	MAT 3	12	MAT 4	12	END PHASE	6																																																																																																																																																																																																																																																																																																																																																
MONTHS	TOTAL INCOME	STRT Y	STRT M	END Y	END M	RETURN %	INCOME AFTER TAX	TRACK PROFIT	INCOME AFTER TAX & TRACK	INCOME PER CAR	INCOME PER ACCUMULATOR	PROFIT	RACES	RACES/MONTH	CARS	ACCU	BREAK																																																																																																																																																																																																																																																																																																																																																	
I	3	41.869,63 €	1	4	1	7	30,0%	33.914,40 €	3.153,09 €	29.620,08 €	5.659,70 €	1.163,55 €	29.620,08 €	1539	513	4	6	0																																																																																																																																																																																																																																																																																																																																																
G1	2	40.213,76 €	1	7	1	9	30,0%	32.573,15 €	9.011,13 €	22.801,20 €	3.627,67 €	1.381,75 €	22.801,20 €	1478	739	4	6	0																																																																																																																																																																																																																																																																																																																																																
G2	7	207.810,54 €	1	9	2	4	30,0%	168.326,54 €	24.455,10 €	141.208,58 €	14.010,68 €	4.792,64 €	141.208,58 €	7637	1091	7	9	1																																																																																																																																																																																																																																																																																																																																																
M1	8	363.343,19 €	2	4	2	12	30,0%	294.307,98 €	58.529,12 €	232.735,59 €	17.431,72 €	12.301,51 €	232.735,59 €	13360	1670	7	9	0																																																																																																																																																																																																																																																																																																																																																
M2	10	421.061,77 €	2	12	3	10	30,0%	341.060,03 €	65.113,92 €	272.142,02 €	20.675,93 €	14.156,72 €	272.142,02 €	15480	1548	7	9	1																																																																																																																																																																																																																																																																																																																																																
M3	12	472.630,01 €	3	10	4	10	30,0%	382.830,30 €	70.204,18 €	308.061,21 €	24.624,96 €	15.076,28 €	308.061,21 €	17376	1448	7	9	1																																																																																																																																																																																																																																																																																																																																																
M4	12	411.599,70 €	4	10	5	10	30,0%	333.395,76 €	55.373,82 €	273.457,03 €	23.887,64 €	11.804,84 €	273.457,03 €	15132	1261	7	9	1																																																																																																																																																																																																																																																																																																																																																
D	6	163.220,57 €	5	10	6	4	30,0%	132.208,66 €	17.340,15 €	112.586,06 €	11.375,01 €	3.662,33 €	112.586,06 €	6000	1000	7	9	1																																																																																																																																																																																																																																																																																																																																																
T	60	2.121.749,17 €						1.718.616,83 €	303.180,51 €	1.392.611,78 €	121.293,3 €	64.339,62 €	1.392.611,78 €	78002	1159																																																																																																																																																																																																																																																																																																																																																			
MONTHLY																																																																																																																																																																																																																																																																																																																																																																		
MONTHS	TOTAL INCOME	TRACK PROFIT	AFTER VAT & TRACK PAYMENT	INCOME PER CAR	INCOME PER ACCUMULATOR	PROFIT PER MONTH	RACES	TOTAL INCOME	TRACK PROFIT	INCOME AFTER TAX&TRACK	INCOME PER CAR	INCOME PER ACCUMULATOR	PROFIT	RACES																																																																																																																																																																																																																																																																																																																																																				
0																																																																																																																																																																																																																																																																																																																																																																		
1	8	21.393,13 €	2.830,62 €	14.117,41 €	1.911,49 €	574,91 €	14.117,41 €	786	171.145,05 €	22.644,98 €	112.939,24 €	15.291,95 €	4.599,29 €	112.939,24 €	6.290																																																																																																																																																																																																																																																																																																																																																			
2	12	40.174,34 €	6.041,96 €	26.118,85 €	2.119,82 €	1.253,35 €	26.118,85 €	1.477	482.092,07 €	72.503,46 €	313.426,20 €	25.437,82 €	15.040,16 €	313.426,20 €	17.724																																																																																																																																																																																																																																																																																																																																																			
3	12	41.652,79 €	6.401,22 €	26.957,13 €	2.065,01 €	1.389,12 €	26.957,13 €	1.531	499.833,43 €	76.814,62 €	323.485,56 €	24.780,09 €	16.669,44 €	323.485,56 €	18.376																																																																																																																																																																																																																																																																																																																																																			
4	12	38.538,19 €	5.644,37 €	25.191,15 €	2.041,84 €	1.210,92 €	25.191,15 €	1.417	462.458,29 €	67.732,46 €	302.293,85 €	24.502,07 €	14.531,04 €	302.293,85 €	17.002																																																																																																																																																																																																																																																																																																																																																			
5	12	33.117,22 €	4.327,07 €	22.117,46 €	1.974,84 €	921,51 €	22.117,46 €	1.218	397.406,61 €	51.924,90 €	265.409,55 €	23.698,03 €	11.058,15 €	265.409,55 €	14.610																																																																																																																																																																																																																																																																																																																																																			
6	4	27.203,43 €	2.890,02 €	18.764,34 €	1.895,83 €	610,39 €	18.764,34 €	1.000	108.813,72 €	11.560,10 €	75.057,38 €	7.583,34 €	2.441,56 €	75.057,38 €	4.000																																																																																																																																																																																																																																																																																																																																																			
T	60							2.121.749,17 €	303.180,51 €	1.392.611,78 €	121.293,31 €	64.339,62 €	1.392.611,78 €	78.002																																																																																																																																																																																																																																																																																																																																																				
INTRODUCTION PHASE																																																																																																																																																																																																																																																																																																																																																																		
STRT Y	1	STRT M	4	END Y	1	END M	7	TOTAL M	3	BREAK P	0	STRT M TOT	0	END M	3																																																																																																																																																																																																																																																																																																																																																			
CARS:	4	ACCONT:	6	LENGTH:	1,25	FEE PER CAR:	400 €	FEE PER ACC:	60 €	RETURN %:	30,0%	BASE AMOUNT:	2 €	CHARGE PER MINUTE:	1,58 €																																																																																																																																																																																																																																																																																																																																																			
DAY	AVLBL DT	TYPE	<7MINS (AVG:5)	7-12 (AVG 10)	12-16 (AVG 14)	16-22(AVG 19)	>22 (AVG 25)	PROFIT PER DAY	PROFIT TOTAL	users	minutes used	max minutes possible	C	A																																																																																																																																																																																																																																																																																																																																																				
MTW----	3		1	2	3	2	2	272,01 €	816,03 €	10	160	1440	3	6																																																																																																																																																																																																																																																																																																																																																				
---TF--	2		1	3	4	4	3	435,22 €	870,43 €	16	255	600	2	2																																																																																																																																																																																																																																																																																																																																																				
----SS	2		2	6	7	7	6	761,63 €	1.523,26 €	28	447	600	2	2																																																																																																																																																																																																																																																																																																																																																				
<table border="1"> <tr> <td>VAT</td> <td>GERMANY</td> <td>19</td> <td>MONTHS</td> <td>3</td> <td>KW COST</td> <td>0,3000 €</td> <td>TOTAL SUM PER WEEK</td> <td>3.209,72 €</td> <td>118</td> <td>EARN FROM CARS</td> <td>2.453,21 €</td> </tr> <tr> <td></td> <td></td> <td></td> <td></td> <td></td> <td>CAR MNTN</td> <td>- €</td> <td>TOTAL SUM PER MONTH</td> <td>13.956,54 €</td> <td>513</td> <td>EARN FROM ACCO</td> <td>756,51 €</td> </tr> <tr> <td></td> <td></td> <td></td> <td></td> <td></td> <td>CAR WORK</td> <td>- €</td> <td>TOTAL SUM PERIOD 1</td> <td>41.869,63 €</td> <td>1539</td> <td>TOTAL FROM CAR</td> <td>32.001,20 €</td> </tr> <tr> <td></td> <td></td> <td></td> <td></td> <td></td> <td>TOTAL WRK</td> <td>- €</td> <td></td> <td>8.000,30 €</td> <td></td> <td>TOTAL FROM ACCO</td> <td>9.868,43 €</td> </tr> <tr> <td colspan="8"></td> <td colspan="4">EARNINGS PER CAR</td> <td>1.644,74 €</td> <td colspan="3"></td> </tr> <tr> <td colspan="8"></td> <td colspan="4">TOTAL INCOME AFTER TAXES</td> <td>33.914,40 €</td> <td colspan="2">TRACK INCOME AFTER TAX</td> <td>4.294,32 €</td> <td colspan="2"></td> </tr> <tr> <td colspan="8"></td> <td colspan="4">TOTAL INCOME PER CAR AFTER TAXES</td> <td>7.760,29 €</td> <td colspan="2">TRACK INCOME PER MONTH</td> <td>1.431,44 €</td> <td colspan="2"></td> </tr> <tr> <td colspan="8"></td> <td colspan="4">TOTAL INCOME PER ACCUMULATOR CONTAINER AFTER TAXES</td> <td>1.595,40 €</td> <td colspan="2">TRACK INCOME PER CAR</td> <td>1.073,58 €</td> <td colspan="2"></td> </tr> <tr> <td colspan="8"></td> <td colspan="4"></td> <td></td> <td colspan="2">-/- PER CAR/MONTH</td> <td>357,86 €</td> <td colspan="2"></td> </tr> <tr> <td colspan="8"></td> <td colspan="4">INCOME AFTER TRACK PAYMENT AND TAX</td> <td>29.620,08 €</td> <td colspan="2">ELECTRICITY COSTS</td> <td>1.141,23 €</td> <td colspan="2"></td> </tr> <tr> <td colspan="8"></td> <td colspan="4">INCOME AFTER TRACK PAYMENT AND TAX PER MONTH</td> <td>9.873,36 €</td> <td colspan="2">MAINTENANCE COSTS</td> <td>- €</td> <td colspan="2"></td> </tr> <tr> <td colspan="8"></td> <td colspan="4">INCOME AFTER TRACK PAYMENT AND TAX PER CAR+ACCU</td> <td>7.405,02 €</td> <td colspan="2">TOTAL COSTS</td> <td>1.141,23 €</td> <td colspan="2"></td> </tr> <tr> <td colspan="8"></td> <td colspan="4">INCOME AFTER TRACK PAYMENT AND TAX PER CAR/MONTH</td> <td>2.468,34 €</td> <td colspan="2"></td> <td colspan="2"></td> <td colspan="2"></td> </tr> <tr> <td colspan="8"></td> <td colspan="4"></td> <td></td> <td colspan="2">TRACK PROFIT</td> <td>3.153,09 €</td> <td colspan="2"></td> </tr> <tr> <td colspan="8"></td> <td colspan="4"></td> <td></td> <td colspan="2">TRACK PROFIT PER MONTH</td> <td>1.051,03 €</td> <td colspan="2"></td> </tr> <tr> <td colspan="8"></td> <td colspan="4"></td> <td></td> <td colspan="2">TRACK PR PER MONTH/CAR</td> <td>262,76 €</td> <td colspan="2"></td> </tr> <tr> <td colspan="8"></td> <td colspan="4"></td> <td></td> <td colspan="2">INCOME AFTER TRACK PAYMENT AND TAX PER CAR</td> <td>5.659,70 €</td> <td colspan="2"></td> </tr> <tr> <td colspan="8"></td> <td colspan="4"></td> <td></td> <td colspan="2">INCOME AFTER TRACK PAYMENT AND TAX PER ACCUMULATOR CONTAINER</td> <td>1.163,55 €</td> <td colspan="2"></td> </tr> <tr> <td colspan="8"></td> <td colspan="4"></td> <td></td> <td colspan="2">INCOME PER CAR PER MONTH</td> <td>1.886,57 €</td> <td colspan="2">CAR DEPRECIATION MONTH</td> <td>16</td> </tr> <tr> <td colspan="8"></td> <td colspan="4"></td> <td></td> <td colspan="2">INCOME PER ACCU PER MONTH</td> <td>387,85 €</td> <td colspan="2">ACC DEPRECIATION MONTH</td> <td>17</td> </tr> </table>																		VAT	GERMANY	19	MONTHS	3	KW COST	0,3000 €	TOTAL SUM PER WEEK	3.209,72 €	118	EARN FROM CARS	2.453,21 €						CAR MNTN	- €	TOTAL SUM PER MONTH	13.956,54 €	513	EARN FROM ACCO	756,51 €						CAR WORK	- €	TOTAL SUM PERIOD 1	41.869,63 €	1539	TOTAL FROM CAR	32.001,20 €						TOTAL WRK	- €		8.000,30 €		TOTAL FROM ACCO	9.868,43 €									EARNINGS PER CAR				1.644,74 €												TOTAL INCOME AFTER TAXES				33.914,40 €	TRACK INCOME AFTER TAX		4.294,32 €											TOTAL INCOME PER CAR AFTER TAXES				7.760,29 €	TRACK INCOME PER MONTH		1.431,44 €											TOTAL INCOME PER ACCUMULATOR CONTAINER AFTER TAXES				1.595,40 €	TRACK INCOME PER CAR		1.073,58 €																-/- PER CAR/MONTH		357,86 €											INCOME AFTER TRACK PAYMENT AND TAX				29.620,08 €	ELECTRICITY COSTS		1.141,23 €											INCOME AFTER TRACK PAYMENT AND TAX PER MONTH				9.873,36 €	MAINTENANCE COSTS		- €											INCOME AFTER TRACK PAYMENT AND TAX PER CAR+ACCU				7.405,02 €	TOTAL COSTS		1.141,23 €											INCOME AFTER TRACK PAYMENT AND TAX PER CAR/MONTH				2.468,34 €																				TRACK PROFIT		3.153,09 €																TRACK PROFIT PER MONTH		1.051,03 €																TRACK PR PER MONTH/CAR		262,76 €																INCOME AFTER TRACK PAYMENT AND TAX PER CAR		5.659,70 €																INCOME AFTER TRACK PAYMENT AND TAX PER ACCUMULATOR CONTAINER		1.163,55 €																INCOME PER CAR PER MONTH		1.886,57 €	CAR DEPRECIATION MONTH		16														INCOME PER ACCU PER MONTH		387,85 €	ACC DEPRECIATION MONTH		17
VAT	GERMANY	19	MONTHS	3	KW COST	0,3000 €	TOTAL SUM PER WEEK	3.209,72 €	118	EARN FROM CARS	2.453,21 €																																																																																																																																																																																																																																																																																																																																																							
					CAR MNTN	- €	TOTAL SUM PER MONTH	13.956,54 €	513	EARN FROM ACCO	756,51 €																																																																																																																																																																																																																																																																																																																																																							
					CAR WORK	- €	TOTAL SUM PERIOD 1	41.869,63 €	1539	TOTAL FROM CAR	32.001,20 €																																																																																																																																																																																																																																																																																																																																																							
					TOTAL WRK	- €		8.000,30 €		TOTAL FROM ACCO	9.868,43 €																																																																																																																																																																																																																																																																																																																																																							
								EARNINGS PER CAR				1.644,74 €																																																																																																																																																																																																																																																																																																																																																						
								TOTAL INCOME AFTER TAXES				33.914,40 €	TRACK INCOME AFTER TAX		4.294,32 €																																																																																																																																																																																																																																																																																																																																																			
								TOTAL INCOME PER CAR AFTER TAXES				7.760,29 €	TRACK INCOME PER MONTH		1.431,44 €																																																																																																																																																																																																																																																																																																																																																			
								TOTAL INCOME PER ACCUMULATOR CONTAINER AFTER TAXES				1.595,40 €	TRACK INCOME PER CAR		1.073,58 €																																																																																																																																																																																																																																																																																																																																																			
													-/- PER CAR/MONTH		357,86 €																																																																																																																																																																																																																																																																																																																																																			
								INCOME AFTER TRACK PAYMENT AND TAX				29.620,08 €	ELECTRICITY COSTS		1.141,23 €																																																																																																																																																																																																																																																																																																																																																			
								INCOME AFTER TRACK PAYMENT AND TAX PER MONTH				9.873,36 €	MAINTENANCE COSTS		- €																																																																																																																																																																																																																																																																																																																																																			
								INCOME AFTER TRACK PAYMENT AND TAX PER CAR+ACCU				7.405,02 €	TOTAL COSTS		1.141,23 €																																																																																																																																																																																																																																																																																																																																																			
								INCOME AFTER TRACK PAYMENT AND TAX PER CAR/MONTH				2.468,34 €																																																																																																																																																																																																																																																																																																																																																						
													TRACK PROFIT		3.153,09 €																																																																																																																																																																																																																																																																																																																																																			
													TRACK PROFIT PER MONTH		1.051,03 €																																																																																																																																																																																																																																																																																																																																																			
													TRACK PR PER MONTH/CAR		262,76 €																																																																																																																																																																																																																																																																																																																																																			
													INCOME AFTER TRACK PAYMENT AND TAX PER CAR		5.659,70 €																																																																																																																																																																																																																																																																																																																																																			
													INCOME AFTER TRACK PAYMENT AND TAX PER ACCUMULATOR CONTAINER		1.163,55 €																																																																																																																																																																																																																																																																																																																																																			
													INCOME PER CAR PER MONTH		1.886,57 €	CAR DEPRECIATION MONTH		16																																																																																																																																																																																																																																																																																																																																																
													INCOME PER ACCU PER MONTH		387,85 €	ACC DEPRECIATION MONTH		17																																																																																																																																																																																																																																																																																																																																																
TRACK & CAR INFO																																																																																																																																																																																																																																																																																																																																																																		
<table border="1"> <tr> <td colspan="2"></td> <td colspan="2">COST OF 1 CAR</td> <td>30.000,00 €</td> <td colspan="13"></td> </tr> <tr> <td colspan="2"></td> <td colspan="2">COST OF 1 ACCUMULATOR CONTAINER</td> <td>6.500,00 €</td> <td colspan="13"></td> </tr> <tr> <td>MTW----</td> <td>TO</td> <td>TC</td> <td>TT</td> <td></td> <td colspan="13"></td> </tr> <tr> <td>---TF--</td> <td>10</td> <td>24</td> <td>14</td> <td></td> <td colspan="13"></td> </tr> <tr> <td>----SS</td> <td>15</td> <td>24</td> <td>9</td> <td></td> <td colspan="13"></td> </tr> <tr> <td></td> <td>15</td> <td>24</td> <td>9</td> <td></td> <td colspan="13"></td> </tr> </table>																				COST OF 1 CAR		30.000,00 €																COST OF 1 ACCUMULATOR CONTAINER		6.500,00 €														MTW----	TO	TC	TT															---TF--	10	24	14															----SS	15	24	9																15	24	9																																																																																																																																																																																																																																																			
		COST OF 1 CAR		30.000,00 €																																																																																																																																																																																																																																																																																																																																																														
		COST OF 1 ACCUMULATOR CONTAINER		6.500,00 €																																																																																																																																																																																																																																																																																																																																																														
MTW----	TO	TC	TT																																																																																																																																																																																																																																																																																																																																																															
---TF--	10	24	14																																																																																																																																																																																																																																																																																																																																																															
----SS	15	24	9																																																																																																																																																																																																																																																																																																																																																															
	15	24	9																																																																																																																																																																																																																																																																																																																																																															

GROWTH PHASE 1															
STRT Y	1	STRT M	7	END Y	1	END M	9	TOTAL M	2	BREAK P	0	STRT M TOT	3	END M	5
CARS:	4	ACCONT:	6	LENGTH:	1,25	FEE PER CAR:	- €	FEE PER ACC:	- €	RETURN %:	30,0%	BASE AMOUNT:	2 €	CHARGE PER MINUTE:	1,58 €
DAY	TYPE	AVLBL DT	<7MINS (AVG:5)	7-12 (AVG 10)	12-16 (AVG 14)	16-22(AVG 19)	>22 (AVG 25)	PROFIT PER DAY	PROFIT TOTAL	users	minutes used	ax minutes possib:	C	A	
MTW----	3	1	3	4	4	3	435,22 €	1.305,65 €	16	255	1440	3	6		
---TF--	2	2	5	6	5	5	598,42 €	1.196,84 €	22	351	600	2	2		
----SS	2	3	8	10	9	8	1.060,84 €	2.121,68 €	39	622	600	2	2		
GERMANY		KW COST	0,3000 €												
VAT		19 MONTHS	CAR MNTN	- €											
			CAR WORK	- €											
			TOTAL WRK	- €											
								TOTAL SUM PER WEEK	4.624,17 €	170	EARN FROM CARS	2.942,82 €			
								TOTAL SUM PER MONTH	20.106,88 €	739	EARN FROM ACCO	1.681,35 €			
								TOTAL SUM PERIOD 1	40.213,76 €	1478	TOTAL FROM CAR	25.592,06 €			
								EARNINGS PER CAR	6.398,02 €		TOTAL FROM ACCO	14.621,70 €			
								EARNINGS PER ACCUMULATOR CONTAINER	2.436,95 €						
								TOTAL INCOME AFTER TAXES	32.573,15 €	TRACK INCOME AFTER TAX		9.771,94 €			
								TOTAL INCOME PER CAR AFTER TAXES	6.270,05 €	TRACK INCOME PER MONTH		4.885,97 €			
								TOTAL INCOME PER ACCUMULATOR CONTAINER AFTER TAXES	2.388,21 €	TRACK INCOME PER CAR		2.442,99 €			
										-/- PER CAR/MONTH		1.221,49 €			
								INCOME AFTER TRACK PAYMENT AND TAX	22.801,20 €	ELECTRICITY COSTS		760,82 €			
								INCOME AFTER TRACK PAYMENT AND TAX PER MONTH	11.400,60 €	MAINTENANCE COSTS		- €			
								INCOME AFTER TRACK PAYMENT AND TAX PER CAR+ACCU	5.700,30 €	TOTAL COSTS		760,82 €			
								INCOME AFTER TRACK PAYMENT AND TAX PER CAR/MONTH	2.850,15 €						
										TRACK PROFIT		9.011,13 €			
										TRACK PROFIT PER MONTH		4.505,56 €			
										TRACK PR PER MONTH/CAR		1.126,39 €			
								INCOME AFTER TRACK PAYMENT AND TAX PER CAR	3.627,67 €						
								INCOME AFTER TRACK PAYMENT AND TAX PER ACCUMULATOR CONTAINER	1.381,75 €						
								INCOME PER CAR PER MONTH	1.813,84 €	CAR DEPRECIATION MONTH		17			
								INCOME PER ACCU PER MONTH	690,88 €	ACC DEPRECIATION MONTH		10			
GROWTH PHASE 2															
STRT Y	1	STRT M	9	END Y	2	END M	4	TOTAL M	7	BREAK P	1	STRT M TOT	5	END M	12
CARS:	7	ACCONT:	9	LENGTH:	1,25	FEE PER CAR:	400 €	FEE PER ACC:	60 €	RETURN %:	30,0%	BASE AMOUNT:	2 €	CHARGE PER MINUTE:	1,58 €
DAY	TYPE	AVLBL DT	<7MINS (AVG:5)	7-12 (AVG 10)	12-16 (AVG 14)	16-22(AVG 19)	>22 (AVG 25)	PROFIT PER DAY	PROFIT TOTAL	users	minutes used	ax minutes possib:	C	A	
MTW----	3	2	5	6	6	5	625,62 €	1.876,87 €	23	367	2250	3	6		
---TF--	2	2	6	8	7	6	816,03 €	1.632,06 €	30	479	960	2	2		
----SS	2	5	13	16	15	13	1.659,26 €	3.318,52 €	61	973	960	2	2		
GERMANY		KW COST	0,3000 €												
VAT		19 MONTHS	CAR MNTN	- €											
			CAR WORK	- €											
			TOTAL WRK	- €											
								TOTAL SUM PER WEEK	6.827,45 €	251	EARN FROM CARS	4.741,93 €			
								TOTAL SUM PER MONTH	29.687,22 €	1091	EARN FROM ACCO	2.085,52 €			
								TOTAL SUM PERIOD 1	207.810,54 €	7637	TOTAL FROM CAR	144.332,41 €			
								EARNINGS PER CAR	20.618,92 €		TOTAL FROM ACCO	63.478,13 €			
								EARNINGS PER ACCUMULATOR CONTAINER	7.053,13 €						
								TOTAL INCOME AFTER TAXES	168.326,54 €	TRACK INCOME AFTER TAX		27.117,96 €			
								TOTAL INCOME PER CAR AFTER TAXES	19.175,59 €	TRACK INCOME PER MONTH		3.873,99 €			
								TOTAL INCOME PER ACCUMULATOR CONTAINER AFTER TAXES	6.559,41 €	TRACK INCOME PER CAR		3.873,99 €			
										-/- PER CAR/MONTH		553,43 €			
								INCOME AFTER TRACK PAYMENT AND TAX	141.208,58 €	ELECTRICITY COSTS		2.662,86 €			
								INCOME AFTER TRACK PAYMENT AND TAX PER MONTH	20.172,65 €	MAINTENANCE COSTS		- €			
								INCOME AFTER TRACK PAYMENT AND TAX PER CAR+ACCU	20.172,65 €	TOTAL COSTS		2.662,86 €			
								INCOME AFTER TRACK PAYMENT AND TAX PER CAR/MONTH	2.881,81 €						
										TRACK PROFIT		24.455,10 €			
										TRACK PROFIT PER MONTH		3.493,59 €			
										TRACK PR PER MONTH/CAR		499,08 €			
								INCOME AFTER TRACK PAYMENT AND TAX PER CAR	14.010,68 €						
								INCOME AFTER TRACK PAYMENT AND TAX PER ACCUMULATOR CONTAINER	4.792,64 €						
								INCOME PER CAR PER MONTH	2.001,53 €	CAR DEPRECIATION MONTH		15			
								INCOME PER ACCU PER MONTH	684,66 €	ACC DEPRECIATION MONTH		10			
GROWTH PHASE 1															
STRT Y	1	STRT M	7	END Y	1	END M	9	TOTAL M	2	BREAK P	0	STRT M TOT	3	END M	5
CARS:	4	ACCONT:	6	LENGTH:	1,25	FEE PER CAR:	- €	FEE PER ACC:	- €	RETURN %:	30,0%	BASE AMOUNT:	2 €	CHARGE PER MINUTE:	1,58 €
DAY	TYPE	AVLBL DT	<7MINS (AVG:5)	7-12 (AVG 10)	12-16 (AVG 14)	16-22(AVG 19)	>22 (AVG 25)	PROFIT PER DAY	PROFIT TOTAL	users	minutes used	ax minutes possib:	C	A	
MTW----	3	1	3	4	4	3	435,22 €	1.305,65 €	16	255	1440	3	6		
---TF--	2	2	5	6	5	5	598,42 €	1.196,84 €	22	351	600	2	2		
----SS	2	3	8	10	9	8	1.060,84 €	2.121,68 €	39	622	600	2	2		
GERMANY		KW COST	0,3000 €												
VAT		19 MONTHS	CAR MNTN	- €											
			CAR WORK	- €											
			TOTAL WRK	- €											
								TOTAL SUM PER WEEK	4.624,17 €	170	EARN FROM CARS	2.942,82 €			
								TOTAL SUM PER MONTH	20.106,88 €	739	EARN FROM ACCO	1.681,35 €			
								TOTAL SUM PERIOD 1	40.213,76 €	1478	TOTAL FROM CAR	25.592,06 €			
								EARNINGS PER CAR	6.398,02 €		TOTAL FROM ACCO	14.621,70 €			
								EARNINGS PER ACCUMULATOR CONTAINER	2.436,95 €						
								TOTAL INCOME AFTER TAXES	32.573,15 €	TRACK INCOME AFTER TAX		9.771,94 €			
								TOTAL INCOME PER CAR AFTER TAXES	6.270,05 €	TRACK INCOME PER MONTH		4.885,97 €			
								TOTAL INCOME PER ACCUMULATOR CONTAINER AFTER TAXES	2.388,21 €	TRACK INCOME PER CAR		2.442,99 €			
										-/- PER CAR/MONTH		1.221,49 €			
								INCOME AFTER TRACK PAYMENT AND TAX	22.801,20 €	ELECTRICITY COSTS		760,82 €			
								INCOME AFTER TRACK PAYMENT AND TAX PER MONTH	11.400,60 €	MAINTENANCE COSTS		- €			
								INCOME AFTER TRACK PAYMENT AND TAX PER CAR+ACCU	5.700,30 €	TOTAL COSTS		760,82 €			
								INCOME AFTER TRACK PAYMENT AND TAX PER CAR/MONTH	2.850,15 €						
										TRACK PROFIT		9.011,13 €			
										TRACK PROFIT PER MONTH		4.505,56 €			
										TRACK PR PER MONTH/CAR		1.126,39 €			
								INCOME AFTER TRACK PAYMENT AND TAX PER CAR	3.627,67 €						
								INCOME AFTER TRACK PAYMENT AND TAX PER ACCUMULATOR CONTAINER	1.381,75 €						
								INCOME PER CAR PER MONTH	1.813,84 €	CAR DEPRECIATION MONTH		17			
								INCOME PER ACCU PER MONTH	690,88 €	ACC DEPRECIATION MONTH		10			
GROWTH PHASE 2															
STRT Y	1	STRT M	9	END Y	2	END M	4	TOTAL M	7	BREAK P	1	STRT M TOT	5	END M	12
CARS:	7	ACCONT:	9	LENGTH:	1,25	FEE PER CAR:	400 €	FEE PER ACC:	60 €	RETURN %:	30,0%	BASE AMOUNT:	2 €	CHARGE PER MINUTE:	1,58 €
DAY	TYPE	AVLBL DT	<7MINS (AVG:5)	7-12 (AVG 10)	12-16 (AVG 14)	16-22(AVG 19)	>22 (AVG 25)	PROFIT PER DAY	PROFIT TOTAL	users	minutes used	ax minutes possib:	C	A	
MTW----	3	2	5	6	6	5	625,62 €	1.876,87 €	23	367	2250	3	6		
---TF--	2	2	6	8	7	6	816,03 €	1.632,06 €	30	479	960	2	2		
----SS	2	5	13	16	15	13	1.659,26 €	3.318,52 €	61	973	960	2	2		
GERMANY		KW COST	0,3000 €												
VAT		19 MONTHS	CAR MNTN	- €											
			CAR WORK	- €											
			TOTAL WRK	- €											
								TOTAL SUM PER WEEK	6.827,45 €	251	EARN FROM CARS	4.741,93 €			
								TOTAL SUM PER MONTH	29.687,22 €	1091	EARN FROM ACCO	2.085,52 €			
								TOTAL SUM PERIOD 1	207.810,54 €	7637	TOTAL FROM CAR	144.332,41 €			
								EARNINGS PER CAR	20.618,92 €		TOTAL FROM ACCO	63.478,13 €			
								EARNINGS PER ACCUMULATOR CONTAINER	7.053,13 €						
								TOTAL INCOME AFTER TAXES	168.326,54 €	TRACK INCOME AFTER TAX		27.117,96 €			
								TOTAL INCOME PER CAR AFTER TAXES	19.175,59 €	TRACK INCOME PER MONTH		3.873,99 €			
								TOTAL INCOME PER ACCUMULATOR CONTAINER AFTER TAXES	6.559,41 €	TRACK INCOME PER CAR		3.873,99 €			
										-/- PER CAR/MONTH		553,43 €			
								INCOME AFTER TRACK PAYMENT AND TAX	141.208,58 €	ELECTRICITY COSTS		2.662,86 €			
								INCOME AFTER TRACK PAYMENT AND TAX PER MONTH	20.172,65 €	MAINTENANCE COSTS		- €			
								INCOME AFTER TRACK PAYMENT AND TAX PER CAR+ACCU	20.172,65 €	TOTAL COSTS		2.662,86 €			
								INCOME AFTER TRACK PAYMENT AND TAX PER CAR/MONTH	2.881,81 €						
										TRACK PROFIT		24.455,10 €			
										TRACK PROFIT PER MONTH		3.493,59 €			
										TRACK PR PER MONTH/CAR		499,08 €			
								INCOME AFTER TRACK PAYMENT AND TAX PER CAR	14.010,68 €						
								INCOME AFTER TRACK PAYMENT AND TAX PER ACCUMULATOR CONTAINER	4.792,64 €						
								INCOME PER CAR PER MONTH	2.001,53 €	CAR DEPRECIATION MONTH		15			
								INCOME PER ACCU PER MONTH	684,66 €	ACC DEPRECIATION MONTH		10			

Maturity 1																																																																																																																																																																																																																																																																																																																																																																																																																
STRT Y	2	STRT M	4	END Y	2	END M	12	TOTAL M	8	BREAK P	0	STRT M TOT	12	END M	20																																																																																																																																																																																																																																																																																																																																																																																																	
CARS:	7	ACCONT:	9	LENGTH:	1,25	FEE PER CAR:	400 €	FEE PER ACC:	60 €	RETURN %:	30,0%	BASE AMOUNT:	2 €	CHARGE PER MINUTE:	1,58 €																																																																																																																																																																																																																																																																																																																																																																																																	
DAY	TYPE	AVLBL DT	<7MINS (AVG:5)	7-12 (AVG 10)	12-16 (AVG 14)	16-22(AVG 19)	>22 (AVG 25)	PROFIT PER DAY	PROFIT TOTAL	users	minutes used	ax minutes possib:	C	A																																																																																																																																																																																																																																																																																																																																																																																																		
MTW----	3		3	7	8	8	7	870,43 €	2.611,30 €	32	510	2250	3	6																																																																																																																																																																																																																																																																																																																																																																																																		
---TF--	2		3	9	11	10	9	1.142,44 €	2.284,88 €	42	670	960	2	2																																																																																																																																																																																																																																																																																																																																																																																																		
----SS	2		8	21	27	24	21	2.774,50 €	5.549,00 €	102	1627	960	2	2																																																																																																																																																																																																																																																																																																																																																																																																		
<table border="1" style="width:100%"> <tr> <td colspan="2">KW COST</td><td colspan="2">0,3000 €</td> <td colspan="2">TOTAL SUM PER WEEK</td><td colspan="2">10.445,18 €</td> <td colspan="2">384</td><td colspan="2">EARN FROM CARS</td><td colspan="2">5.476,35 €</td> </tr> <tr> <td colspan="2">GERMANY</td><td colspan="2">CAR MNTN</td><td colspan="2">TOTAL SUM PER MONTH</td><td colspan="2">45.417,90 €</td> <td colspan="2">1670</td><td colspan="2">EARN FROM ACCO</td><td colspan="2">4.968,83 €</td> </tr> <tr> <td colspan="2">VAT</td><td colspan="2">19 MONTHS</td><td colspan="2">CAR WORK</td><td colspan="2">TOTAL SUM PERIOD 1</td><td colspan="2">13360</td><td colspan="2">TOTAL FROM CAR</td><td colspan="2">190.498,90 €</td> </tr> <tr> <td colspan="2"></td><td colspan="2">TOTAL WRK</td><td colspan="2">EARNINGS PER CAR</td><td colspan="2">27.214,13 €</td> <td colspan="2"></td><td colspan="2">TOTAL FROM ACCO</td><td colspan="2">172.844,29 €</td> </tr> <tr> <td colspan="15">EARNINGS PER ACCUMULATOR CONTAINER</td> </tr> <tr> <td colspan="15">TOTAL INCOME AFTER TAXES</td> </tr> <tr> <td colspan="15">TOTAL INCOME PER CAR AFTER TAXES</td> </tr> <tr> <td colspan="15">TOTAL INCOME PER ACCUMULATOR CONTAINER AFTER TAXES</td> </tr> <tr> <td colspan="15">INCOME AFTER TRACK PAYMENT AND TAX</td> </tr> <tr> <td colspan="15">INCOME AFTER TRACK PAYMENT AND TAX PER MONTH</td> </tr> <tr> <td colspan="15">INCOME AFTER TRACK PAYMENT AND TAX PER CAR+ACCU</td> </tr> <tr> <td colspan="15">INCOME AFTER TRACK PAYMENT AND TAX PER CAR/MONTH</td> </tr> <tr> <td colspan="15">TRACK & CAR INFO</td> </tr> <tr> <td colspan="15">COST OF 1 CAR 30.000,00 €</td> </tr> <tr> <td colspan="15">COST OF 1 ACCUMULATOR CONTAINER 6.500,00 €</td> </tr> <tr> <td colspan="15"> <table border="1" style="width:100%"> <tr> <th>TO</th><th>TC</th><th>TT</th> </tr> <tr> <td>MTW----</td><td>10</td><td>24</td><td>14</td> </tr> <tr> <td>---TF--</td><td>15</td><td>24</td><td>9</td> </tr> <tr> <td>----SS</td><td>15</td><td>24</td><td>9</td> </tr> </table> </td> </tr> <tr> <td colspan="15">TOTAL TRACK PROFIT 58.529,12 €</td> </tr> <tr> <td colspan="15">TRACK PROFIT PER MONTH 7.316,14 €</td> </tr> <tr> <td colspan="15">TRACK PR PER MONTH/CAR 1.045,16 €</td> </tr> <tr> <td colspan="15">INCOME AFTER TRACK PAYMENT AND TAX PER CAR 17.431,72 €</td> </tr> <tr> <td colspan="15">INCOME AFTER TRACK PAYMENT AND TAX PER ACCUMULATOR CONTAINER 12.301,51 €</td> </tr> <tr> <td colspan="15">INCOME PER CAR PER MONTH 2.178,96 €</td> </tr> <tr> <td colspan="15">INCOME PER ACCU PER MONTH 1.537,69 €</td> </tr> <tr> <td colspan="15">CAR DEPRECIATION MONTH 14</td> </tr> <tr> <td colspan="15">ACC DEPRECIATION MONTH 5</td> </tr> </table>															KW COST		0,3000 €		TOTAL SUM PER WEEK		10.445,18 €		384		EARN FROM CARS		5.476,35 €		GERMANY		CAR MNTN		TOTAL SUM PER MONTH		45.417,90 €		1670		EARN FROM ACCO		4.968,83 €		VAT		19 MONTHS		CAR WORK		TOTAL SUM PERIOD 1		13360		TOTAL FROM CAR		190.498,90 €				TOTAL WRK		EARNINGS PER CAR		27.214,13 €				TOTAL FROM ACCO		172.844,29 €		EARNINGS PER ACCUMULATOR CONTAINER															TOTAL INCOME AFTER TAXES															TOTAL INCOME PER CAR AFTER TAXES															TOTAL INCOME PER ACCUMULATOR CONTAINER AFTER TAXES															INCOME AFTER TRACK PAYMENT AND TAX															INCOME AFTER TRACK PAYMENT AND TAX PER MONTH															INCOME AFTER TRACK PAYMENT AND TAX PER CAR+ACCU															INCOME AFTER TRACK PAYMENT AND TAX PER CAR/MONTH															TRACK & CAR INFO															COST OF 1 CAR 30.000,00 €															COST OF 1 ACCUMULATOR CONTAINER 6.500,00 €															<table border="1" style="width:100%"> <tr> <th>TO</th><th>TC</th><th>TT</th> </tr> <tr> <td>MTW----</td><td>10</td><td>24</td><td>14</td> </tr> <tr> <td>---TF--</td><td>15</td><td>24</td><td>9</td> </tr> <tr> <td>----SS</td><td>15</td><td>24</td><td>9</td> </tr> </table>															TO	TC	TT	MTW----	10	24	14	---TF--	15	24	9	----SS	15	24	9	TOTAL TRACK PROFIT 58.529,12 €															TRACK PROFIT PER MONTH 7.316,14 €															TRACK PR PER MONTH/CAR 1.045,16 €															INCOME AFTER TRACK PAYMENT AND TAX PER CAR 17.431,72 €															INCOME AFTER TRACK PAYMENT AND TAX PER ACCUMULATOR CONTAINER 12.301,51 €															INCOME PER CAR PER MONTH 2.178,96 €															INCOME PER ACCU PER MONTH 1.537,69 €															CAR DEPRECIATION MONTH 14															ACC DEPRECIATION MONTH 5														
KW COST		0,3000 €		TOTAL SUM PER WEEK		10.445,18 €		384		EARN FROM CARS		5.476,35 €																																																																																																																																																																																																																																																																																																																																																																																																				
GERMANY		CAR MNTN		TOTAL SUM PER MONTH		45.417,90 €		1670		EARN FROM ACCO		4.968,83 €																																																																																																																																																																																																																																																																																																																																																																																																				
VAT		19 MONTHS		CAR WORK		TOTAL SUM PERIOD 1		13360		TOTAL FROM CAR		190.498,90 €																																																																																																																																																																																																																																																																																																																																																																																																				
		TOTAL WRK		EARNINGS PER CAR		27.214,13 €				TOTAL FROM ACCO		172.844,29 €																																																																																																																																																																																																																																																																																																																																																																																																				
EARNINGS PER ACCUMULATOR CONTAINER																																																																																																																																																																																																																																																																																																																																																																																																																
TOTAL INCOME AFTER TAXES																																																																																																																																																																																																																																																																																																																																																																																																																
TOTAL INCOME PER CAR AFTER TAXES																																																																																																																																																																																																																																																																																																																																																																																																																
TOTAL INCOME PER ACCUMULATOR CONTAINER AFTER TAXES																																																																																																																																																																																																																																																																																																																																																																																																																
INCOME AFTER TRACK PAYMENT AND TAX																																																																																																																																																																																																																																																																																																																																																																																																																
INCOME AFTER TRACK PAYMENT AND TAX PER MONTH																																																																																																																																																																																																																																																																																																																																																																																																																
INCOME AFTER TRACK PAYMENT AND TAX PER CAR+ACCU																																																																																																																																																																																																																																																																																																																																																																																																																
INCOME AFTER TRACK PAYMENT AND TAX PER CAR/MONTH																																																																																																																																																																																																																																																																																																																																																																																																																
TRACK & CAR INFO																																																																																																																																																																																																																																																																																																																																																																																																																
COST OF 1 CAR 30.000,00 €																																																																																																																																																																																																																																																																																																																																																																																																																
COST OF 1 ACCUMULATOR CONTAINER 6.500,00 €																																																																																																																																																																																																																																																																																																																																																																																																																
<table border="1" style="width:100%"> <tr> <th>TO</th><th>TC</th><th>TT</th> </tr> <tr> <td>MTW----</td><td>10</td><td>24</td><td>14</td> </tr> <tr> <td>---TF--</td><td>15</td><td>24</td><td>9</td> </tr> <tr> <td>----SS</td><td>15</td><td>24</td><td>9</td> </tr> </table>															TO	TC	TT	MTW----	10	24	14	---TF--	15	24	9	----SS	15	24	9																																																																																																																																																																																																																																																																																																																																																																																			
TO	TC	TT																																																																																																																																																																																																																																																																																																																																																																																																														
MTW----	10	24	14																																																																																																																																																																																																																																																																																																																																																																																																													
---TF--	15	24	9																																																																																																																																																																																																																																																																																																																																																																																																													
----SS	15	24	9																																																																																																																																																																																																																																																																																																																																																																																																													
TOTAL TRACK PROFIT 58.529,12 €																																																																																																																																																																																																																																																																																																																																																																																																																
TRACK PROFIT PER MONTH 7.316,14 €																																																																																																																																																																																																																																																																																																																																																																																																																
TRACK PR PER MONTH/CAR 1.045,16 €																																																																																																																																																																																																																																																																																																																																																																																																																
INCOME AFTER TRACK PAYMENT AND TAX PER CAR 17.431,72 €																																																																																																																																																																																																																																																																																																																																																																																																																
INCOME AFTER TRACK PAYMENT AND TAX PER ACCUMULATOR CONTAINER 12.301,51 €																																																																																																																																																																																																																																																																																																																																																																																																																
INCOME PER CAR PER MONTH 2.178,96 €																																																																																																																																																																																																																																																																																																																																																																																																																
INCOME PER ACCU PER MONTH 1.537,69 €																																																																																																																																																																																																																																																																																																																																																																																																																
CAR DEPRECIATION MONTH 14																																																																																																																																																																																																																																																																																																																																																																																																																
ACC DEPRECIATION MONTH 5																																																																																																																																																																																																																																																																																																																																																																																																																

Maturity 2																																																																																																																																																																																																																																																																																																																																																																																																																
STRT Y	2	STRT M	12	END Y	3	END M	10	TOTAL M	10	BREAK P	1	STRT M TOT	20	END M	30																																																																																																																																																																																																																																																																																																																																																																																																	
CARS:	7	ACCONT:	9	LENGTH:	1,25	FEE PER CAR:	400 €	FEE PER ACC:	60 €	RETURN %:	30,0%	BASE AMOUNT:	2 €	CHARGE PER MINUTE:	1,58 €																																																																																																																																																																																																																																																																																																																																																																																																	
DAY	TYPE	AVLBL DT	<7MINS (AVG:5)	7-12 (AVG 10)	12-16 (AVG 14)	16-22(AVG 19)	>22 (AVG 25)	PROFIT PER DAY	PROFIT TOTAL	users	minutes used	ax minutes possib:	C	A																																																																																																																																																																																																																																																																																																																																																																																																		
MTW----	3		2	6	7	7	6	761,63 €	2.284,88 €	28	447	2250	3	6																																																																																																																																																																																																																																																																																																																																																																																																		
---TF--	2		3	8	10	9	8	1.033,64 €	2.067,28 €	38	606	960	2	2																																																																																																																																																																																																																																																																																																																																																																																																		
----SS	2		8	21	25	24	21	2.665,70 €	5.331,40 €	98	1563	960	2	2																																																																																																																																																																																																																																																																																																																																																																																																		
<table border="1" style="width:100%"> <tr> <td colspan="2">KW COST</td><td colspan="2">0,3000 €</td> <td colspan="2">TOTAL SUM PER WEEK</td><td colspan="2">9.683,56 €</td> <td colspan="2">356</td><td colspan="2">EARN FROM CARS</td><td colspan="2">5.149,94 €</td> </tr> <tr> <td colspan="2">GERMANY</td><td colspan="2">CAR MNTN</td><td colspan="2">TOTAL SUM PER MONTH</td><td colspan="2">42.106,18 €</td> <td colspan="2">1548</td><td colspan="2">EARN FROM ACCO</td><td colspan="2">4.533,61 €</td> </tr> <tr> <td colspan="2">VAT</td><td colspan="2">19 MONTHS</td><td colspan="2">CAR WORK</td><td colspan="2">TOTAL SUM PERIOD 1</td><td colspan="2">15480</td><td colspan="2">TOTAL FROM CAR</td><td colspan="2">223.930,53 €</td> </tr> <tr> <td colspan="2"></td><td colspan="2">TOTAL WRK</td><td colspan="2">EARNINGS PER CAR</td><td colspan="2">31.990,08 €</td> <td colspan="2"></td><td colspan="2">TOTAL FROM ACCO</td><td colspan="2">197.131,24 €</td> </tr> <tr> <td colspan="15">EARNINGS PER ACCUMULATOR CONTAINER</td> </tr> <tr> <td colspan="15">TOTAL INCOME AFTER TAXES</td> </tr> <tr> <td colspan="15">TOTAL INCOME PER CAR AFTER TAXES</td> </tr> <tr> <td colspan="15">TOTAL INCOME PER ACCUMULATOR CONTAINER AFTER TAXES</td> </tr> <tr> <td colspan="15">INCOME AFTER TRACK PAYMENT AND TAX</td> </tr> <tr> <td colspan="15">INCOME AFTER TRACK PAYMENT AND TAX PER MONTH</td> </tr> <tr> <td colspan="15">INCOME AFTER TRACK PAYMENT AND TAX PER CAR+ACCU</td> </tr> <tr> <td colspan="15">INCOME AFTER TRACK PAYMENT AND TAX PER CAR/MONTH</td> </tr> <tr> <td colspan="15">TRACK & CAR INFO</td> </tr> <tr> <td colspan="15">COST OF 1 CAR 30.000,00 €</td> </tr> <tr> <td colspan="15">COST OF 1 ACCUMULATOR CONTAINER 6.500,00 €</td> </tr> <tr> <td colspan="15"> <table border="1" style="width:100%"> <tr> <th>TO</th><th>TC</th><th>TT</th> </tr> <tr> <td>MTW----</td><td>10</td><td>24</td><td>14</td> </tr> <tr> <td>---TF--</td><td>15</td><td>24</td><td>9</td> </tr> <tr> <td>----SS</td><td>15</td><td>24</td><td>9</td> </tr> </table> </td> </tr> <tr> <td colspan="15">TOTAL TRACK PROFIT 65.113,92 €</td> </tr> <tr> <td colspan="15">TRACK PROFIT PER MONTH 6.511,39 €</td> </tr> <tr> <td colspan="15">TRACK PR PER MONTH/CAR 930,20 €</td> </tr> <tr> <td colspan="15">INCOME AFTER TRACK PAYMENT AND TAX PER CAR 20.675,93 €</td> </tr> <tr> <td colspan="15">INCOME AFTER TRACK PAYMENT AND TAX PER ACCUMULATOR CONTAINER 14.156,72 €</td> </tr> <tr> <td colspan="15">INCOME PER CAR PER MONTH 2.067,59 €</td> </tr> <tr> <td colspan="15">INCOME PER ACCU PER MONTH 1.415,67 €</td> </tr> <tr> <td colspan="15">CAR DEPRECIATION MONTH 15</td> </tr> <tr> <td colspan="15">ACC DEPRECIATION MONTH 5</td> </tr> </table>															KW COST		0,3000 €		TOTAL SUM PER WEEK		9.683,56 €		356		EARN FROM CARS		5.149,94 €		GERMANY		CAR MNTN		TOTAL SUM PER MONTH		42.106,18 €		1548		EARN FROM ACCO		4.533,61 €		VAT		19 MONTHS		CAR WORK		TOTAL SUM PERIOD 1		15480		TOTAL FROM CAR		223.930,53 €				TOTAL WRK		EARNINGS PER CAR		31.990,08 €				TOTAL FROM ACCO		197.131,24 €		EARNINGS PER ACCUMULATOR CONTAINER															TOTAL INCOME AFTER TAXES															TOTAL INCOME PER CAR AFTER TAXES															TOTAL INCOME PER ACCUMULATOR CONTAINER AFTER TAXES															INCOME AFTER TRACK PAYMENT AND TAX															INCOME AFTER TRACK PAYMENT AND TAX PER MONTH															INCOME AFTER TRACK PAYMENT AND TAX PER CAR+ACCU															INCOME AFTER TRACK PAYMENT AND TAX PER CAR/MONTH															TRACK & CAR INFO															COST OF 1 CAR 30.000,00 €															COST OF 1 ACCUMULATOR CONTAINER 6.500,00 €															<table border="1" style="width:100%"> <tr> <th>TO</th><th>TC</th><th>TT</th> </tr> <tr> <td>MTW----</td><td>10</td><td>24</td><td>14</td> </tr> <tr> <td>---TF--</td><td>15</td><td>24</td><td>9</td> </tr> <tr> <td>----SS</td><td>15</td><td>24</td><td>9</td> </tr> </table>															TO	TC	TT	MTW----	10	24	14	---TF--	15	24	9	----SS	15	24	9	TOTAL TRACK PROFIT 65.113,92 €															TRACK PROFIT PER MONTH 6.511,39 €															TRACK PR PER MONTH/CAR 930,20 €															INCOME AFTER TRACK PAYMENT AND TAX PER CAR 20.675,93 €															INCOME AFTER TRACK PAYMENT AND TAX PER ACCUMULATOR CONTAINER 14.156,72 €															INCOME PER CAR PER MONTH 2.067,59 €															INCOME PER ACCU PER MONTH 1.415,67 €															CAR DEPRECIATION MONTH 15															ACC DEPRECIATION MONTH 5														
KW COST		0,3000 €		TOTAL SUM PER WEEK		9.683,56 €		356		EARN FROM CARS		5.149,94 €																																																																																																																																																																																																																																																																																																																																																																																																				
GERMANY		CAR MNTN		TOTAL SUM PER MONTH		42.106,18 €		1548		EARN FROM ACCO		4.533,61 €																																																																																																																																																																																																																																																																																																																																																																																																				
VAT		19 MONTHS		CAR WORK		TOTAL SUM PERIOD 1		15480		TOTAL FROM CAR		223.930,53 €																																																																																																																																																																																																																																																																																																																																																																																																				
		TOTAL WRK		EARNINGS PER CAR		31.990,08 €				TOTAL FROM ACCO		197.131,24 €																																																																																																																																																																																																																																																																																																																																																																																																				
EARNINGS PER ACCUMULATOR CONTAINER																																																																																																																																																																																																																																																																																																																																																																																																																
TOTAL INCOME AFTER TAXES																																																																																																																																																																																																																																																																																																																																																																																																																
TOTAL INCOME PER CAR AFTER TAXES																																																																																																																																																																																																																																																																																																																																																																																																																
TOTAL INCOME PER ACCUMULATOR CONTAINER AFTER TAXES																																																																																																																																																																																																																																																																																																																																																																																																																
INCOME AFTER TRACK PAYMENT AND TAX																																																																																																																																																																																																																																																																																																																																																																																																																
INCOME AFTER TRACK PAYMENT AND TAX PER MONTH																																																																																																																																																																																																																																																																																																																																																																																																																
INCOME AFTER TRACK PAYMENT AND TAX PER CAR+ACCU																																																																																																																																																																																																																																																																																																																																																																																																																
INCOME AFTER TRACK PAYMENT AND TAX PER CAR/MONTH																																																																																																																																																																																																																																																																																																																																																																																																																
TRACK & CAR INFO																																																																																																																																																																																																																																																																																																																																																																																																																
COST OF 1 CAR 30.000,00 €																																																																																																																																																																																																																																																																																																																																																																																																																
COST OF 1 ACCUMULATOR CONTAINER 6.500,00 €																																																																																																																																																																																																																																																																																																																																																																																																																
<table border="1" style="width:100%"> <tr> <th>TO</th><th>TC</th><th>TT</th> </tr> <tr> <td>MTW----</td><td>10</td><td>24</td><td>14</td> </tr> <tr> <td>---TF--</td><td>15</td><td>24</td><td>9</td> </tr> <tr> <td>----SS</td><td>15</td><td>24</td><td>9</td> </tr> </table>															TO	TC	TT	MTW----	10	24	14	---TF--	15	24	9	----SS	15	24	9																																																																																																																																																																																																																																																																																																																																																																																			
TO	TC	TT																																																																																																																																																																																																																																																																																																																																																																																																														
MTW----	10	24	14																																																																																																																																																																																																																																																																																																																																																																																																													
---TF--	15	24	9																																																																																																																																																																																																																																																																																																																																																																																																													
----SS	15	24	9																																																																																																																																																																																																																																																																																																																																																																																																													
TOTAL TRACK PROFIT 65.113,92 €																																																																																																																																																																																																																																																																																																																																																																																																																
TRACK PROFIT PER MONTH 6.511,39 €																																																																																																																																																																																																																																																																																																																																																																																																																
TRACK PR PER MONTH/CAR 930,20 €																																																																																																																																																																																																																																																																																																																																																																																																																
INCOME AFTER TRACK PAYMENT AND TAX PER CAR 20.675,93 €																																																																																																																																																																																																																																																																																																																																																																																																																
INCOME AFTER TRACK PAYMENT AND TAX PER ACCUMULATOR CONTAINER 14.156,72 €																																																																																																																																																																																																																																																																																																																																																																																																																
INCOME PER CAR PER MONTH 2.067,59 €																																																																																																																																																																																																																																																																																																																																																																																																																
INCOME PER ACCU PER MONTH 1.415,67 €																																																																																																																																																																																																																																																																																																																																																																																																																
CAR DEPRECIATION MONTH 15																																																																																																																																																																																																																																																																																																																																																																																																																
ACC DEPRECIATION MONTH 5																																																																																																																																																																																																																																																																																																																																																																																																																

Maturity 3																																																																																																																																									
STRT Y	3	STRT M	10	END Y	4	END M	10	TOTAL M	12	BREAK P	1	STRT M TOT	30	END M	42																																																																																																																										
CARS:	7	ACCONT:	9	LENGTH:		FEE PER CAR:	400 €	FEE PER ACC:	60 €	RETURN %:	30,0%	BASE AMOUNT:	2 €	CHARGE PER MINUTE:	1,58 €																																																																																																																										
DAY	TYPE	AVLBL DT	<7MINS (AVG:5)	7-12 (AVG 10)	12-16 (AVG 14)	16-22(AVG 19)	>22 (AVG 25)	PROFIT PER DAY	PROFIT TOTAL	users	minutes used	ax minutes possit	C	A																																																																																																																											
MTW----	3		2	6	7	6	6	734,43 €	2.203,28 €	27	431	2250	3	6																																																																																																																											
---TF--	2		3	8	9	9	8	979,24 €	1.958,47 €	36	574	960	2	2																																																																																																																											
----SS	2		7	19	23	22	19	2.448,09 €	4.896,18 €	90	1436	960	2	2																																																																																																																											
<table border="1"> <tr> <td colspan="2">KW COST</td><td>0,3000 €</td> </tr> <tr> <td colspan="2">CAR MNTN</td><td>- €</td> </tr> <tr> <td colspan="2">CAR WORK</td><td>- €</td> </tr> <tr> <td colspan="2">TOTAL WRK</td><td>- €</td> </tr> </table>														KW COST		0,3000 €	CAR MNTN		- €	CAR WORK		- €	TOTAL WRK		- €	<table border="1"> <tr> <td>TOTAL SUM PER WEEK</td><td>9.057,93 €</td><td>333</td><td>EARN FROM CARS</td><td>5.068,34 €</td> </tr> <tr> <td>TOTAL SUM PER MONTH</td><td>39.385,83 €</td><td>1448</td><td>EARN FROM ACCO</td><td>3.989,59 €</td> </tr> <tr> <td>TOTAL SUM PERIOD 1</td><td>472.630,01 €</td><td>17376</td><td>TOTAL FROM CAR</td><td>264.458,71 €</td> </tr> <tr> <td>EARNINGS PER CAR</td><td>37.779,82 €</td><td></td><td>TOTAL FROM ACCO</td><td>208.171,30 €</td> </tr> <tr> <td>EARNINGS PER ACCUMULATOR CONTAINER</td><td>23.130,14 €</td><td></td><td></td><td></td> </tr> <tr> <td>TOTAL INCOME AFTER TAXES</td><td>382.830,30 €</td><td></td><td>TRACK INCOME AFTER TAX</td><td>74.769,09 €</td> </tr> <tr> <td>TOTAL INCOME PER CAR AFTER TAXES</td><td>33.246,24 €</td><td></td><td>TRACK INCOME PER MONTH</td><td>6.230,76 €</td> </tr> <tr> <td>TOTAL INCOME PER ACCUMULATOR CONTAINER AFTER TAXES</td><td>20.354,53 €</td><td></td><td>TRACK INCOME PER CAR</td><td>10.681,30 €</td> </tr> <tr> <td></td><td></td><td></td><td>-/- PER CAR/MONTH</td><td>890,11 €</td> </tr> <tr> <td>INCOME AFTER TRACK PAYMENT AND TAX</td><td>308.061,21 €</td><td></td><td>ELECTRICITY COSTS</td><td>4.564,91 €</td> </tr> <tr> <td>INCOME AFTER TRACK PAYMENT AND TAX PER MONTH</td><td>25.671,77 €</td><td></td><td>MAINTENANCE COSTS</td><td>- €</td> </tr> <tr> <td>INCOME AFTER TRACK PAYMENT AND TAX PER CAR+ACCU</td><td>44.008,74 €</td><td></td><td>TOTAL COSTS</td><td>4.564,91 €</td> </tr> <tr> <td>INCOME AFTER TRACK PAYMENT AND TAX PER CAR/MONTH</td><td>3.667,40 €</td><td></td><td></td><td></td> </tr> <tr> <td></td><td></td><td></td><td>TRACK PROFIT</td><td>70.204,18 €</td> </tr> <tr> <td></td><td></td><td></td><td>TRACK PROFIT PER MONTH</td><td>5.850,35 €</td> </tr> <tr> <td></td><td></td><td></td><td>TRACK PR PER MONTH/CAR</td><td>835,76 €</td> </tr> <tr> <td></td><td></td><td></td><td>INCOME AFTER TRACK PAYMENT AND TAX PER CAR</td><td>24.624,96 €</td> </tr> <tr> <td></td><td></td><td></td><td>INCOME AFTER TRACK PAYMENT AND TAX PER ACCUMULATOR CONTAINER</td><td>15.076,28 €</td> </tr> <tr> <td></td><td></td><td></td><td>INCOME PER CAR PER MONTH</td><td>2.052,08 €</td> </tr> <tr> <td></td><td></td><td></td><td>INCOME PER ACCU PER MONTH</td><td>1.256,36 €</td> </tr> <tr> <td></td><td></td><td></td><td>CAR DEPRECIATION MONTH</td><td>15</td> </tr> <tr> <td></td><td></td><td></td><td>ACC DEPRECIATION MONTH</td><td>6</td> </tr> </table>		TOTAL SUM PER WEEK	9.057,93 €	333	EARN FROM CARS	5.068,34 €	TOTAL SUM PER MONTH	39.385,83 €	1448	EARN FROM ACCO	3.989,59 €	TOTAL SUM PERIOD 1	472.630,01 €	17376	TOTAL FROM CAR	264.458,71 €	EARNINGS PER CAR	37.779,82 €		TOTAL FROM ACCO	208.171,30 €	EARNINGS PER ACCUMULATOR CONTAINER	23.130,14 €				TOTAL INCOME AFTER TAXES	382.830,30 €		TRACK INCOME AFTER TAX	74.769,09 €	TOTAL INCOME PER CAR AFTER TAXES	33.246,24 €		TRACK INCOME PER MONTH	6.230,76 €	TOTAL INCOME PER ACCUMULATOR CONTAINER AFTER TAXES	20.354,53 €		TRACK INCOME PER CAR	10.681,30 €				-/- PER CAR/MONTH	890,11 €	INCOME AFTER TRACK PAYMENT AND TAX	308.061,21 €		ELECTRICITY COSTS	4.564,91 €	INCOME AFTER TRACK PAYMENT AND TAX PER MONTH	25.671,77 €		MAINTENANCE COSTS	- €	INCOME AFTER TRACK PAYMENT AND TAX PER CAR+ACCU	44.008,74 €		TOTAL COSTS	4.564,91 €	INCOME AFTER TRACK PAYMENT AND TAX PER CAR/MONTH	3.667,40 €							TRACK PROFIT	70.204,18 €				TRACK PROFIT PER MONTH	5.850,35 €				TRACK PR PER MONTH/CAR	835,76 €				INCOME AFTER TRACK PAYMENT AND TAX PER CAR	24.624,96 €				INCOME AFTER TRACK PAYMENT AND TAX PER ACCUMULATOR CONTAINER	15.076,28 €				INCOME PER CAR PER MONTH	2.052,08 €				INCOME PER ACCU PER MONTH	1.256,36 €				CAR DEPRECIATION MONTH	15				ACC DEPRECIATION MONTH	6
KW COST		0,3000 €																																																																																																																																							
CAR MNTN		- €																																																																																																																																							
CAR WORK		- €																																																																																																																																							
TOTAL WRK		- €																																																																																																																																							
TOTAL SUM PER WEEK	9.057,93 €	333	EARN FROM CARS	5.068,34 €																																																																																																																																					
TOTAL SUM PER MONTH	39.385,83 €	1448	EARN FROM ACCO	3.989,59 €																																																																																																																																					
TOTAL SUM PERIOD 1	472.630,01 €	17376	TOTAL FROM CAR	264.458,71 €																																																																																																																																					
EARNINGS PER CAR	37.779,82 €		TOTAL FROM ACCO	208.171,30 €																																																																																																																																					
EARNINGS PER ACCUMULATOR CONTAINER	23.130,14 €																																																																																																																																								
TOTAL INCOME AFTER TAXES	382.830,30 €		TRACK INCOME AFTER TAX	74.769,09 €																																																																																																																																					
TOTAL INCOME PER CAR AFTER TAXES	33.246,24 €		TRACK INCOME PER MONTH	6.230,76 €																																																																																																																																					
TOTAL INCOME PER ACCUMULATOR CONTAINER AFTER TAXES	20.354,53 €		TRACK INCOME PER CAR	10.681,30 €																																																																																																																																					
			-/- PER CAR/MONTH	890,11 €																																																																																																																																					
INCOME AFTER TRACK PAYMENT AND TAX	308.061,21 €		ELECTRICITY COSTS	4.564,91 €																																																																																																																																					
INCOME AFTER TRACK PAYMENT AND TAX PER MONTH	25.671,77 €		MAINTENANCE COSTS	- €																																																																																																																																					
INCOME AFTER TRACK PAYMENT AND TAX PER CAR+ACCU	44.008,74 €		TOTAL COSTS	4.564,91 €																																																																																																																																					
INCOME AFTER TRACK PAYMENT AND TAX PER CAR/MONTH	3.667,40 €																																																																																																																																								
			TRACK PROFIT	70.204,18 €																																																																																																																																					
			TRACK PROFIT PER MONTH	5.850,35 €																																																																																																																																					
			TRACK PR PER MONTH/CAR	835,76 €																																																																																																																																					
			INCOME AFTER TRACK PAYMENT AND TAX PER CAR	24.624,96 €																																																																																																																																					
			INCOME AFTER TRACK PAYMENT AND TAX PER ACCUMULATOR CONTAINER	15.076,28 €																																																																																																																																					
			INCOME PER CAR PER MONTH	2.052,08 €																																																																																																																																					
			INCOME PER ACCU PER MONTH	1.256,36 €																																																																																																																																					
			CAR DEPRECIATION MONTH	15																																																																																																																																					
			ACC DEPRECIATION MONTH	6																																																																																																																																					
<table border="1"> <tr> <th colspan="4">TRACK & CAR INFO</th> </tr> <tr> <td colspan="2">COST OF 1 CAR</td><td>30.000,00 €</td> </tr> <tr> <td colspan="2">COST OF 1 ACCUMULATOR CONTAINER</td><td>6.500,00 €</td> </tr> <tr> <th>TO</th><th>TC</th><th>TT</th> </tr> <tr> <td>MTW----</td><td>10</td><td>24</td><td>14</td> </tr> <tr> <td>---TF--</td><td>15</td><td>24</td><td>9</td> </tr> <tr> <td>----SS</td><td>15</td><td>24</td><td>9</td> </tr> </table>														TRACK & CAR INFO				COST OF 1 CAR		30.000,00 €	COST OF 1 ACCUMULATOR CONTAINER		6.500,00 €	TO	TC	TT	MTW----	10	24	14	---TF--	15	24	9	----SS	15	24	9																																																																																																			
TRACK & CAR INFO																																																																																																																																									
COST OF 1 CAR		30.000,00 €																																																																																																																																							
COST OF 1 ACCUMULATOR CONTAINER		6.500,00 €																																																																																																																																							
TO	TC	TT																																																																																																																																							
MTW----	10	24	14																																																																																																																																						
---TF--	15	24	9																																																																																																																																						
----SS	15	24	9																																																																																																																																						

Maturity 4																																																																																																																																									
STRT Y	4	STRT M	10	END Y	5	END M	10	TOTAL M	12	BREAK P	1	STRT M TOT	42	END M	54																																																																																																																										
CARS:	7	ACCONT:	9	LENGTH:		FEE PER CAR:	400 €	FEE PER ACC:	60 €	RETURN %:	30,0%	BASE AMOUNT:	2 €	CHARGE PER MINUTE:	1,58 €																																																																																																																										
DAY	TYPE	AVLBL DT	<7MINS (AVG:5)	7-12 (AVG 10)	12-16 (AVG 14)	16-22(AVG 19)	>22 (AVG 25)	PROFIT PER DAY	PROFIT TOTAL	users	minutes used	ax minutes possit	C	A																																																																																																																											
MTW----	3		2	5	6	6	5	652,82 €	1.958,47 €	24	383	2250	3	6																																																																																																																											
---TF--	2		2	7	7	7	7	843,23 €	1.686,46 €	31	494	960	2	2																																																																																																																											
----SS	2		6	16	20	19	16	2.121,68 €	4.243,36 €	78	1244	960	2	2																																																																																																																											
<table border="1"> <tr> <td colspan="2">KW COST</td><td>0,3000 €</td> </tr> <tr> <td colspan="2">CAR MNTN</td><td>- €</td> </tr> <tr> <td colspan="2">CAR WORK</td><td>- €</td> </tr> <tr> <td colspan="2">TOTAL WRK</td><td>- €</td> </tr> </table>														KW COST		0,3000 €	CAR MNTN		- €	CAR WORK		- €	TOTAL WRK		- €	<table border="1"> <tr> <td>TOTAL SUM PER WEEK</td><td>7.888,29 €</td><td>290</td><td>EARN FROM CARS</td><td>4.823,53 €</td> </tr> <tr> <td>TOTAL SUM PER MONTH</td><td>34.299,98 €</td><td>1261</td><td>EARN FROM ACCO</td><td>3.064,76 €</td> </tr> <tr> <td>TOTAL SUM PERIOD 1</td><td>411.599,70 €</td><td>15132</td><td>TOTAL FROM CAR</td><td>251.684,92 €</td> </tr> <tr> <td>EARNINGS PER CAR</td><td>35.954,99 €</td><td></td><td>TOTAL FROM ACCO</td><td>159.914,78 €</td> </tr> <tr> <td>EARNINGS PER ACCUMULATOR CONTAINER</td><td>17.768,31 €</td><td></td><td></td><td></td> </tr> <tr> <td>TOTAL INCOME AFTER TAXES</td><td>333.395,76 €</td><td></td><td>TRACK INCOME AFTER TAX</td><td>59.938,73 €</td> </tr> <tr> <td>TOTAL INCOME PER CAR AFTER TAXES</td><td>31.640,39 €</td><td></td><td>TRACK INCOME PER MONTH</td><td>4.994,89 €</td> </tr> <tr> <td>TOTAL INCOME PER ACCUMULATOR CONTAINER AFTER TAXES</td><td>15.636,11 €</td><td></td><td>TRACK INCOME PER CAR</td><td>8.562,68 €</td> </tr> <tr> <td></td><td></td><td></td><td>-/- PER CAR/MONTH</td><td>713,56 €</td> </tr> <tr> <td>INCOME AFTER TRACK PAYMENT AND TAX</td><td>273.457,03 €</td><td></td><td>ELECTRICITY COSTS</td><td>4.564,91 €</td> </tr> <tr> <td>INCOME AFTER TRACK PAYMENT AND TAX PER MONTH</td><td>22.788,09 €</td><td></td><td>MAINTENANCE COSTS</td><td>- €</td> </tr> <tr> <td>INCOME AFTER TRACK PAYMENT AND TAX PER CAR+ACCU</td><td>39.065,29 €</td><td></td><td>TOTAL COSTS</td><td>4.564,91 €</td> </tr> <tr> <td>INCOME AFTER TRACK PAYMENT AND TAX PER CAR/MONTH</td><td>3.255,44 €</td><td></td><td></td><td></td> </tr> <tr> <td></td><td></td><td></td><td>TRACK PROFIT</td><td>55.373,82 €</td> </tr> <tr> <td></td><td></td><td></td><td>TRACK PROFIT PER MONTH</td><td>4.614,49 €</td> </tr> <tr> <td></td><td></td><td></td><td>TRACK PR PER MONTH/CAR</td><td>659,21 €</td> </tr> <tr> <td></td><td></td><td></td><td>INCOME AFTER TRACK PAYMENT AND TAX PER CAR</td><td>23.887,64 €</td> </tr> <tr> <td></td><td></td><td></td><td>INCOME AFTER TRACK PAYMENT AND TAX PER ACCUMULATOR CONTAINER</td><td>11.804,84 €</td> </tr> <tr> <td></td><td></td><td></td><td>INCOME PER CAR PER MONTH</td><td>1.990,64 €</td> </tr> <tr> <td></td><td></td><td></td><td>INCOME PER ACCU PER MONTH</td><td>983,74 €</td> </tr> <tr> <td></td><td></td><td></td><td>CAR DEPRECIATION MONTH</td><td>16</td> </tr> <tr> <td></td><td></td><td></td><td>ACC DEPRECIATION MONTH</td><td>7</td> </tr> </table>		TOTAL SUM PER WEEK	7.888,29 €	290	EARN FROM CARS	4.823,53 €	TOTAL SUM PER MONTH	34.299,98 €	1261	EARN FROM ACCO	3.064,76 €	TOTAL SUM PERIOD 1	411.599,70 €	15132	TOTAL FROM CAR	251.684,92 €	EARNINGS PER CAR	35.954,99 €		TOTAL FROM ACCO	159.914,78 €	EARNINGS PER ACCUMULATOR CONTAINER	17.768,31 €				TOTAL INCOME AFTER TAXES	333.395,76 €		TRACK INCOME AFTER TAX	59.938,73 €	TOTAL INCOME PER CAR AFTER TAXES	31.640,39 €		TRACK INCOME PER MONTH	4.994,89 €	TOTAL INCOME PER ACCUMULATOR CONTAINER AFTER TAXES	15.636,11 €		TRACK INCOME PER CAR	8.562,68 €				-/- PER CAR/MONTH	713,56 €	INCOME AFTER TRACK PAYMENT AND TAX	273.457,03 €		ELECTRICITY COSTS	4.564,91 €	INCOME AFTER TRACK PAYMENT AND TAX PER MONTH	22.788,09 €		MAINTENANCE COSTS	- €	INCOME AFTER TRACK PAYMENT AND TAX PER CAR+ACCU	39.065,29 €		TOTAL COSTS	4.564,91 €	INCOME AFTER TRACK PAYMENT AND TAX PER CAR/MONTH	3.255,44 €							TRACK PROFIT	55.373,82 €				TRACK PROFIT PER MONTH	4.614,49 €				TRACK PR PER MONTH/CAR	659,21 €				INCOME AFTER TRACK PAYMENT AND TAX PER CAR	23.887,64 €				INCOME AFTER TRACK PAYMENT AND TAX PER ACCUMULATOR CONTAINER	11.804,84 €				INCOME PER CAR PER MONTH	1.990,64 €				INCOME PER ACCU PER MONTH	983,74 €				CAR DEPRECIATION MONTH	16				ACC DEPRECIATION MONTH	7
KW COST		0,3000 €																																																																																																																																							
CAR MNTN		- €																																																																																																																																							
CAR WORK		- €																																																																																																																																							
TOTAL WRK		- €																																																																																																																																							
TOTAL SUM PER WEEK	7.888,29 €	290	EARN FROM CARS	4.823,53 €																																																																																																																																					
TOTAL SUM PER MONTH	34.299,98 €	1261	EARN FROM ACCO	3.064,76 €																																																																																																																																					
TOTAL SUM PERIOD 1	411.599,70 €	15132	TOTAL FROM CAR	251.684,92 €																																																																																																																																					
EARNINGS PER CAR	35.954,99 €		TOTAL FROM ACCO	159.914,78 €																																																																																																																																					
EARNINGS PER ACCUMULATOR CONTAINER	17.768,31 €																																																																																																																																								
TOTAL INCOME AFTER TAXES	333.395,76 €		TRACK INCOME AFTER TAX	59.938,73 €																																																																																																																																					
TOTAL INCOME PER CAR AFTER TAXES	31.640,39 €		TRACK INCOME PER MONTH	4.994,89 €																																																																																																																																					
TOTAL INCOME PER ACCUMULATOR CONTAINER AFTER TAXES	15.636,11 €		TRACK INCOME PER CAR	8.562,68 €																																																																																																																																					
			-/- PER CAR/MONTH	713,56 €																																																																																																																																					
INCOME AFTER TRACK PAYMENT AND TAX	273.457,03 €		ELECTRICITY COSTS	4.564,91 €																																																																																																																																					
INCOME AFTER TRACK PAYMENT AND TAX PER MONTH	22.788,09 €		MAINTENANCE COSTS	- €																																																																																																																																					
INCOME AFTER TRACK PAYMENT AND TAX PER CAR+ACCU	39.065,29 €		TOTAL COSTS	4.564,91 €																																																																																																																																					
INCOME AFTER TRACK PAYMENT AND TAX PER CAR/MONTH	3.255,44 €																																																																																																																																								
			TRACK PROFIT	55.373,82 €																																																																																																																																					
			TRACK PROFIT PER MONTH	4.614,49 €																																																																																																																																					
			TRACK PR PER MONTH/CAR	659,21 €																																																																																																																																					
			INCOME AFTER TRACK PAYMENT AND TAX PER CAR	23.887,64 €																																																																																																																																					
			INCOME AFTER TRACK PAYMENT AND TAX PER ACCUMULATOR CONTAINER	11.804,84 €																																																																																																																																					
			INCOME PER CAR PER MONTH	1.990,64 €																																																																																																																																					
			INCOME PER ACCU PER MONTH	983,74 €																																																																																																																																					
			CAR DEPRECIATION MONTH	16																																																																																																																																					
			ACC DEPRECIATION MONTH	7																																																																																																																																					
<table border="1"> <tr> <th colspan="4">TRACK & CAR INFO</th> </tr> <tr> <td colspan="2">COST OF 1 CAR</td><td>30.000,00 €</td> </tr> <tr> <td colspan="2">COST OF 1 ACCUMULATOR CONTAINER</td><td>6.500,00 €</td> </tr> <tr> <th>TO</th><th>TC</th><th>TT</th> </tr> <tr> <td>MTW----</td><td>10</td><td>24</td><td>14</td> </tr> <tr> <td>---TF--</td><td>15</td><td>24</td><td>9</td> </tr> <tr> <td>----SS</td><td>15</td><td>24</td><td>9</td> </tr> </table>														TRACK & CAR INFO				COST OF 1 CAR		30.000,00 €	COST OF 1 ACCUMULATOR CONTAINER		6.500,00 €	TO	TC	TT	MTW----	10	24	14	---TF--	15	24	9	----SS	15	24	9																																																																																																			
TRACK & CAR INFO																																																																																																																																									
COST OF 1 CAR		30.000,00 €																																																																																																																																							
COST OF 1 ACCUMULATOR CONTAINER		6.500,00 €																																																																																																																																							
TO	TC	TT																																																																																																																																							
MTW----	10	24	14																																																																																																																																						
---TF--	15	24	9																																																																																																																																						
----SS	15	24	9																																																																																																																																						

END PHASE																																																																																																																																					
STRT Y	5	STRT M	10	END Y	6	END M	4	TOTAL M	6	BREAK P	1	STRT M TOT	54	END M	60																																																																																																																						
CARS:	7	ACCONT:	9	LENGTH:		FEE PER CAR:	400 €	FEE PER ACC:	60 €	RETURN %:	30,0%	BASE AMOUNT:	2 €	CHARGE PER MINUT:	1,58 €																																																																																																																						
DAY	TYPE	AVLBL DT	<7MINS (AVG:5)	7-12 (AVG 10)	12-16 (AVG 14)	16-22(AVG 19)	>22 (AVG 25)	PROFIT PER DAY	PROFIT TOTAL	users	minutes used	ax minutes possit	C	A																																																																																																																							
MTW----	3	2	4	5	7	6	5	544,02 €	1.632,06 €	20	319	2250	3	6																																																																																																																							
---TF--	2	2	5	7	6	5	5	680,03 €	1.360,05 €	25	399	960	2	2																																																																																																																							
----SS	2	5	13	16	14	13	13	1.632,06 €	3.264,12 €	60	957	960	2	2																																																																																																																							
<table border="1" style="width:100%; border-collapse: collapse;"> <tr> <td style="width:15%;"></td><td style="width:15%;">KW COST</td><td style="width:15%;">0,3000 €</td><td colspan="11"></td></tr> <tr> <td></td><td>CAR MNTN</td><td>- €</td><td colspan="11"></td></tr> <tr> <td>VAT</td><td>GERMANY</td><td></td><td colspan="11"></td></tr> <tr> <td></td><td>19 MONTHS</td><td>6</td><td>CAR WORK</td><td>- €</td><td colspan="10"></td></tr> <tr> <td></td><td></td><td></td><td>TOTAL WRK</td><td>- €</td><td colspan="10"></td></tr> </table>															KW COST	0,3000 €													CAR MNTN	- €												VAT	GERMANY														19 MONTHS	6	CAR WORK	- €														TOTAL WRK	- €																																																										
	KW COST	0,3000 €																																																																																																																																			
	CAR MNTN	- €																																																																																																																																			
VAT	GERMANY																																																																																																																																				
	19 MONTHS	6	CAR WORK	- €																																																																																																																																	
			TOTAL WRK	- €																																																																																																																																	
<table border="1" style="width:100%; border-collapse: collapse;"> <tr> <td style="width:60%;"></td><td style="width:20%;">TOTAL SUM PER WEEK</td><td style="width:10%;">6.256,23 €</td><td style="width:10%;">230</td><td style="width:10%;">EARN FROM CARS</td><td style="width:10%;">4.424,64 €</td></tr> <tr> <td></td><td>TOTAL SUM PER MONTH</td><td>27.203,43 €</td><td>1000</td><td>EARN FROM ACCO</td><td>1.831,59 €</td></tr> <tr> <td></td><td>TOTAL SUM PERIOD 1</td><td>163.220,57 €</td><td>6000</td><td>TOTAL FROM CAR</td><td>115.435,68 €</td></tr> <tr> <td></td><td>EARNINGS PER CAR</td><td>16.490,81 €</td><td></td><td>TOTAL FROM ACCO</td><td>47.784,90 €</td></tr> <tr> <td></td><td>EARNINGS PER ACCUMULATOR CONTAINER</td><td>5.309,43 €</td><td colspan="3"></td></tr> <tr> <td></td><td>TOTAL INCOME AFTER TAXES</td><td>132.208,66 €</td><td></td><td>TRACK INCOME AFTER TAX</td><td>19.622,60 €</td></tr> <tr> <td></td><td>TOTAL INCOME PER CAR AFTER TAXES</td><td>15.501,36 €</td><td></td><td>TRACK INCOME PER MONTH</td><td>3.270,43 €</td></tr> <tr> <td></td><td>TOTAL INCOME PER ACCUMULATOR CONTAINER AFTER TAXES</td><td>4.990,87 €</td><td></td><td>TRACK INCOME PER CAR</td><td>2.803,23 €</td></tr> <tr> <td></td><td></td><td></td><td></td><td>-// PER CAR/MONTH</td><td>467,20 €</td></tr> <tr> <td></td><td>INCOME AFTER TRACK PAYMENT AND TAX</td><td>112.586,06 €</td><td></td><td>ELECTRICITY COSTS</td><td>2.282,45 €</td></tr> <tr> <td></td><td>INCOME AFTER TRACK PAYMENT AND TAX PER MONTH</td><td>18.764,34 €</td><td></td><td>MAINTENANCE COSTS</td><td>- €</td></tr> <tr> <td></td><td>INCOME AFTER TRACK PAYMENT AND TAX PER CAR+ACCU</td><td>16.083,72 €</td><td></td><td>TOTAL COSTS</td><td>2.282,45 €</td></tr> <tr> <td></td><td>INCOME AFTER TRACK PAYMENT AND TAX PER CAR/MONTH</td><td>2.680,62 €</td><td></td><td></td><td></td></tr> <tr> <td></td><td></td><td></td><td></td><td>TRACK PROFIT</td><td>17.340,15 €</td></tr> <tr> <td></td><td></td><td></td><td></td><td>TRACK PROFIT PER MONTH</td><td>2.890,02 €</td></tr> <tr> <td></td><td></td><td></td><td></td><td>TRACK PR PER MONTH/CAR</td><td>412,86 €</td></tr> <tr> <td></td><td>INCOME AFTER TRACK PAYMENT AND TAX PER CAR</td><td>11.375,01 €</td><td></td><td></td><td></td></tr> <tr> <td></td><td>INCOME AFTER TRACK PAYMENT AND TAX PER ACCUMULATOR CONTAINER</td><td>3.662,33 €</td><td></td><td></td><td></td></tr> <tr> <td></td><td>INCOME PER CAR PER MONTH</td><td>1.895,83 €</td><td></td><td>CAR DEPRECIATION MONTH</td><td>16</td></tr> <tr> <td></td><td>INCOME PER ACCU PER MONTH</td><td>610,39 €</td><td></td><td>ACC DEPRECIATION MONTH</td><td>11</td></tr> </table>															TOTAL SUM PER WEEK	6.256,23 €	230	EARN FROM CARS	4.424,64 €		TOTAL SUM PER MONTH	27.203,43 €	1000	EARN FROM ACCO	1.831,59 €		TOTAL SUM PERIOD 1	163.220,57 €	6000	TOTAL FROM CAR	115.435,68 €		EARNINGS PER CAR	16.490,81 €		TOTAL FROM ACCO	47.784,90 €		EARNINGS PER ACCUMULATOR CONTAINER	5.309,43 €					TOTAL INCOME AFTER TAXES	132.208,66 €		TRACK INCOME AFTER TAX	19.622,60 €		TOTAL INCOME PER CAR AFTER TAXES	15.501,36 €		TRACK INCOME PER MONTH	3.270,43 €		TOTAL INCOME PER ACCUMULATOR CONTAINER AFTER TAXES	4.990,87 €		TRACK INCOME PER CAR	2.803,23 €					-// PER CAR/MONTH	467,20 €		INCOME AFTER TRACK PAYMENT AND TAX	112.586,06 €		ELECTRICITY COSTS	2.282,45 €		INCOME AFTER TRACK PAYMENT AND TAX PER MONTH	18.764,34 €		MAINTENANCE COSTS	- €		INCOME AFTER TRACK PAYMENT AND TAX PER CAR+ACCU	16.083,72 €		TOTAL COSTS	2.282,45 €		INCOME AFTER TRACK PAYMENT AND TAX PER CAR/MONTH	2.680,62 €								TRACK PROFIT	17.340,15 €					TRACK PROFIT PER MONTH	2.890,02 €					TRACK PR PER MONTH/CAR	412,86 €		INCOME AFTER TRACK PAYMENT AND TAX PER CAR	11.375,01 €					INCOME AFTER TRACK PAYMENT AND TAX PER ACCUMULATOR CONTAINER	3.662,33 €					INCOME PER CAR PER MONTH	1.895,83 €		CAR DEPRECIATION MONTH	16		INCOME PER ACCU PER MONTH	610,39 €		ACC DEPRECIATION MONTH	11
	TOTAL SUM PER WEEK	6.256,23 €	230	EARN FROM CARS	4.424,64 €																																																																																																																																
	TOTAL SUM PER MONTH	27.203,43 €	1000	EARN FROM ACCO	1.831,59 €																																																																																																																																
	TOTAL SUM PERIOD 1	163.220,57 €	6000	TOTAL FROM CAR	115.435,68 €																																																																																																																																
	EARNINGS PER CAR	16.490,81 €		TOTAL FROM ACCO	47.784,90 €																																																																																																																																
	EARNINGS PER ACCUMULATOR CONTAINER	5.309,43 €																																																																																																																																			
	TOTAL INCOME AFTER TAXES	132.208,66 €		TRACK INCOME AFTER TAX	19.622,60 €																																																																																																																																
	TOTAL INCOME PER CAR AFTER TAXES	15.501,36 €		TRACK INCOME PER MONTH	3.270,43 €																																																																																																																																
	TOTAL INCOME PER ACCUMULATOR CONTAINER AFTER TAXES	4.990,87 €		TRACK INCOME PER CAR	2.803,23 €																																																																																																																																
				-// PER CAR/MONTH	467,20 €																																																																																																																																
	INCOME AFTER TRACK PAYMENT AND TAX	112.586,06 €		ELECTRICITY COSTS	2.282,45 €																																																																																																																																
	INCOME AFTER TRACK PAYMENT AND TAX PER MONTH	18.764,34 €		MAINTENANCE COSTS	- €																																																																																																																																
	INCOME AFTER TRACK PAYMENT AND TAX PER CAR+ACCU	16.083,72 €		TOTAL COSTS	2.282,45 €																																																																																																																																
	INCOME AFTER TRACK PAYMENT AND TAX PER CAR/MONTH	2.680,62 €																																																																																																																																			
				TRACK PROFIT	17.340,15 €																																																																																																																																
				TRACK PROFIT PER MONTH	2.890,02 €																																																																																																																																
				TRACK PR PER MONTH/CAR	412,86 €																																																																																																																																
	INCOME AFTER TRACK PAYMENT AND TAX PER CAR	11.375,01 €																																																																																																																																			
	INCOME AFTER TRACK PAYMENT AND TAX PER ACCUMULATOR CONTAINER	3.662,33 €																																																																																																																																			
	INCOME PER CAR PER MONTH	1.895,83 €		CAR DEPRECIATION MONTH	16																																																																																																																																
	INCOME PER ACCU PER MONTH	610,39 €		ACC DEPRECIATION MONTH	11																																																																																																																																
<table border="1" style="width:100%; border-collapse: collapse;"> <tr> <th colspan="4">TRACK & CAR INFO</th> </tr> <tr> <td colspan="2"></td><td>COST OF 1 CAR</td><td>30.000,00 €</td> </tr> <tr> <td colspan="2"></td><td>COST OF 1 ACCUMULATOR CONTAINER</td><td>6.500,00 €</td> </tr> <tr> <th></th><th>TO</th><th>TC</th><th>TT</th> </tr> <tr> <td>MTW----</td><td>10</td><td>24</td><td>14</td> </tr> <tr> <td>---TF--</td><td>15</td><td>24</td><td>9</td> </tr> <tr> <td>----SS</td><td>15</td><td>24</td><td>9</td> </tr> </table>														TRACK & CAR INFO						COST OF 1 CAR	30.000,00 €			COST OF 1 ACCUMULATOR CONTAINER	6.500,00 €		TO	TC	TT	MTW----	10	24	14	---TF--	15	24	9	----SS	15	24	9																																																																																												
TRACK & CAR INFO																																																																																																																																					
		COST OF 1 CAR	30.000,00 €																																																																																																																																		
		COST OF 1 ACCUMULATOR CONTAINER	6.500,00 €																																																																																																																																		
	TO	TC	TT																																																																																																																																		
MTW----	10	24	14																																																																																																																																		
---TF--	15	24	9																																																																																																																																		
----SS	15	24	9																																																																																																																																		

END PHASE

MICHAEL SCHUMACHER KART & EVENT CENTER

TOTAL																			
PHASES	INTRO	2	GROW 1	2	GROW 2	9			MAT 1	12	MAT 2	12	MAT 3	12			END PHASE	11	
MONTHS	TOTAL INCOME	STRT Y	STRT M	END Y	END M	RETURN %	INCOME AFTER TAX	TRACK PROFIT	INCOME AFTER TAX & TRACK	INCOME PER CAR	INCOME PER ACCUMULATOR	PROFIT	RACES	RACES/MONTH	CARS	ACCU	BREAK		
I	2	32.171,01 €	1	9	1	11	30,0%	26.058,52 €	1.828,21 €	23.200,96 €	4.640,19 €	- €	23.200,96 €	1182	591	5	8	0	
G1	2	58.664,79 €	1	11	2	1	30,0%	47.518,48 €	8.266,20 €	38.222,93 €	7.239,32 €	253,29 €	38.222,93 €	2156	1078	5	8	0	
G2	9	374.697,66 €	2	1	2	10	30,0%	303.505,11 €	50.059,49 €	248.813,57 €	29.737,84 €	779,35 €	248.813,57 €	13770	1530	8	14	0	
M1	12	604.625,77 €	2	10	3	10	30,0%	489.746,88 €	92.268,01 €	391.302,81 €	42.088,51 €	3.899,63 €	391.302,81 €	22224	1852	8	14	1	
M2	12	542.176,16 €	3	10	4	10	30,0%	439.162,69 €	77.092,76 €	355.893,88 €	39.894,15 €	2.624,33 €	355.893,88 €	19932	1661	8	14	1	
M3	12	428.631,42 €	4	10	5	10	30,0%	347.191,45 €	49.501,38 €	291.514,01 €	36.439,25 €	- €	291.514,01 €	15756	1313	8	14	1	
E	11	309.645,98 €	5	10	6	9	30,0%	250.813,25 €	25.142,59 €	220.009,27 €	27.501,16 €	- €	220.009,27 €	11385	1035	8	14	1	
T	60	2.350.612,80 €						1.903.996,36 €	304.158,65 €	1.568.957,46 €	187.540,4 €	7.556,60 €	1.568.957,46 €	86405	1294				
MONTHLY									YEARLY										
MONTHS	TOTAL INCOME	TRACK PROFIT	AFTER VAT & TRACK PAYMENT	INCOME PER CAR	INCOME PER ACCUMULATOR	PROFIT PER MONTH	RACES	TOTAL INCOME	TRACK PROFIT	INCOME AFTER TAX&TRACK	INCOME PER CAR	INCOME PER ACCUMULATOR	PROFIT	RACES					
0																			
1	3	20501,13 €	1.987,10 €	14.104,14 €	2.753,28 €	42,22 €	14.104,14 €	753	61.503,40 €	5.961,31 €	42.312,43 €	8.259,85 €	126,65 €	42.312,43 €	2.260				
2	12	42.066,75 €	5.797,55 €	27.761,85 €	3.364,35 €	129,66 €	27.761,85 €	2.124	504.801,02 €	69.570,60 €	333.142,18 €	40.372,25 €	1.555,93 €	333.142,18 €	25.487				
3	12	49.518,13 €	7.478,23 €	32.116,78 €	3.476,90 €	307,26 €	32.116,78 €	1.820	594.217,50 €	89.738,80 €	385.401,33 €	41.722,78 €	3.687,08 €	385.401,33 €	21.842				
4	12	43.604,34 €	6.041,18 €	24.714,85 €	2.770,43 €	182,25 €	24.714,85 €	1.384	523.252,04 €	72.494,19 €	296.578,24 €	33.245,13 €	2.186,94 €	296.578,24 €	16.610				
5	12	34.457,68 €	3.818,54 €	24.292,83 €	3.036,60 €	- €	24.292,83 €	1.313	413.492,12 €	45.822,53 €	291.514,01 €	36.439,25 €	- €	291.514,01 €	15.756				
6	9	28.149,63 €	2.285,69 €	20.000,84 €	2.500,11 €	- €	20.000,84 €	1.035	253.346,71 €	20.571,21 €	180.007,59 €	22.500,95 €	- €	180.007,59 €	9.315				
T	60							2.350.612,80 €	304.158,65 €	1.528.955,77 €	182.540,21 €	7.556,60 €	1.528.955,77 €	91.270					
INTRODUCTION PHASE																			
STRT Y	1	STRT M	9	END Y	1	END M	11	TOTAL M	2	BREAK P	0	STRT M TOT	0	END M	2				
CARS:	5	ACCONT:	8	LENGTH:	1,25	FEE PER CAR:	400 €	FEE PER ACC:	60 €	RETURN %:	30,0%	BASE AMOUNT:	2 €	CHARGE PER MINUTE:	1,58 €				
DAY	TYPE	<7MINS (AVG:5)	7-12 (AVG 10)	12-16 (AVG 14)	16-22(AVG 19)	>22 (AVG 25)	PROFIT PER DAY	PROFIT TOTAL	users	minutes used	max minutes possible	C	A						
-TW--	2	1	3	4	3	3	380,81 €	761,63 €	14	223	1410	3	4						
--TF--	2	1	4	5	4	4	489,62 €	979,24 €	18	287	1410	3	4						
----SS	2	3	8	9	9	8	979,24 €	1.958,47 €	36	574	1890	3	6						
VAT	GERMANY	19	MONTHS	2	CAR WORK	- €	TOTAL WRK	- €											
		KW COST	0,3000 €		TOTAL SUM PER WEEK	3.699,34 €	136	EARN FROM CARS	3.699,34 €										
		CAR MNTN	- €		TOTAL SUM PER MONTH	16.085,51 €	591	EARN FROM ACCO	- €										
		TOTAL SUM PERIOD 1	32.171,01 €	1182	TOTAL FROM CAR	32.171,01 €													
		EARNINGS PER CAR	6.434,20 €		TOTAL FROM ACCO	- €													
		EARNINGS PER ACCUMULATOR CONTAINER	- €																
		TOTAL INCOME AFTER TAXES	26.058,52 €		TRACK INCOME AFTER TAX	2.857,56 €													
		TOTAL INCOME PER CAR AFTER TAXES	6.305,52 €		TRACK INCOME PER MONTH	1.428,78 €													
		TOTAL INCOME PER ACCUMULATOR CONTAINER AFTER TAXES	- €		TRACK INCOME PER CAR	571,51 €													
		INCOME AFTER TRACK PAYMENT AND TAX	23.200,96 €		-/- PER CAR/MONTH	285,76 €													
		INCOME AFTER TRACK PAYMENT AND TAX PER MONTH	11.600,48 €		ELECTRICITY COSTS	1.029,34 €													
		INCOME AFTER TRACK PAYMENT AND TAX PER CAR+ACCU	4.640,19 €		MAINTENANCE COSTS	- €													
		INCOME AFTER TRACK PAYMENT AND TAX PER CAR/MONTH	2.320,10 €		TOTAL COSTS	1.029,34 €													
		TRACK & CAR INFO																	
		COST OF 1 CAR	30.000,00 €																
		COST OF 1 ACCUMULATOR CONTAINER	6.500,00 €																
		TO	TC	TT															
		-TW--	11	23	12														
		--TF--	11	23	12														
		----SS	9	23	14														
		INCOME AFTER TRACK PAYMENT AND TAX PER CAR	4.640,19 €		INCOME PER CAR PER MONTH	2.320,10 €													
		INCOME AFTER TRACK PAYMENT AND TAX PER ACCUMULATOR CONTAINER	- €		INCOME PER ACCU PER MONTH	- €													
		TRACK PROFIT	1.828,21 €		TRACK PROFIT PER MONTH	914,11 €													
		TRACK PR PER MONTH/CAR	182,82 €		CAR DEPRECIATION MONTH	13													
		ACC DEPRECIATION MONTH	#ΔIAIP/0!																

GROWTH PHASE 1															
STRT Y	1	STRT M	11	END Y	2	END M	1	TOTAL M	2	BREAK P	0	STRT M TOT	2	END M	4
CARS:	5	ACCONT:	8	LENGTH:	1,25	FEE PER CAR:	400 €	FEE PER ACC:	60 €	RETURN %:	30,0%	BASE AMOUNT:	2 €	CHARGE PER MINUTE:	1,58 €
DAY	TYPE	AVLBL DT	<7MINS (AVG:5)	7-12 (AVG 10)	12-16 (AVG 14)	16-22(AVG 19)	>22 (AVG 25)	PROFIT PER DAY	PROFIT TOTAL	users	minutes used	ax minutes possib:	C	A	
-TW--	2	2	2	5	7	6	5	680,03 €	1.360,05 €	25	399	1410	3	4	
--TF--	2	2	3	8	9	9	8	979,24 €	1.958,47 €	36	574	1410	3	4	
----SS	2	2	5	13	16	15	13	1.713,66 €	3.427,33 €	63	1005	1890	3	6	
VAT		GERMANY	19 MONTHS	2	KW COST 0,3000 € CAR MNTN - € CAR WORK - € TOTAL WRK - €		TOTAL SUM PER WEEK 6.745,85 € TOTAL SUM PER MONTH 29.332,39 € TOTAL SUM PERIOD 1 58.664,79 €		248 EARN FROM CARS 6.388,23 € 1078 EARN FROM ACCO 357,62 € 2156 TOTAL FROM CAR 55.554,76 €		399 ax minutes possib: 1410				
						EARNINGS PER CAR 11.110,95 € EARNINGS PER ACCUMULATOR CONTAINER 388,75 €		TOTAL INCOME AFTER TAXES 47.518,48 € TOTAL INCOME PER CAR AFTER TAXES 10.888,73 € TOTAL INCOME PER ACCUMULATOR CONTAINER AFTER TAXES 380,98 €		TRACK INCOME AFTER TAX 9.295,54 € TRACK INCOME PER MONTH 4.647,77 € TRACK INCOME PER CAR 1.859,11 € -/- PER CAR/MONTH 929,55 €					
						INCOME AFTER TRACK PAYMENT AND TAX 38.222,93 € INCOME AFTER TRACK PAYMENT AND TAX PER MONTH 19.111,47 € INCOME AFTER TRACK PAYMENT AND TAX PER CAR+ACCU 7.644,59 € INCOME AFTER TRACK PAYMENT AND TAX PER CAR/MONTH 3.822,29 €		TOTAL COSTS 1.029,34 €		ELECTRICITY COSTS 1.029,34 € MAINTENANCE COSTS - € TOTAL COSTS 1.029,34 €					
						TRACK & CAR INFO		COST OF 1 CAR 30.000,00 € COST OF 1 ACCUMULATOR CONTAINER 6.500,00 €		TRACK PROFIT 8.266,20 € TRACK PROFIT PER MONTH 4.133,10 € TRACK PR PER MONTH/CAR 826,62 €					
						TO TC TT		-TW-- 11 23 12 --TF-- 11 23 12 ----SS 9 23 14		INCOME AFTER TRACK PAYMENT AND TAX PER CAR 7.239,32 € INCOME AFTER TRACK PAYMENT AND TAX PER ACCUMULATOR CONTAINER 253,29 € INCOME PER CAR PER MONTH 3.619,66 € INCOME PER ACCU PER MONTH 126,65 €		CAR DEPRECIATION MONTH 9 ACC DEPRECIATION MONTH 52			
GROWTH PHASE 2															
STRT Y	2	STRT M	1	END Y	2	END M	10	TOTAL M	9	BREAK P	0	STRT M TOT	4	END M	13
CARS:	8	ACCONT:	14	LENGTH:	1,25	FEE PER CAR:	400 €	FEE PER ACC:	60 €	RETURN %:	30,0%	BASE AMOUNT:	2 €	CHARGE PER MINUTE:	1,58 €
DAY	TYPE	AVLBL DT	<7MINS (AVG:5)	7-12 (AVG 10)	12-16 (AVG 14)	16-22(AVG 19)	>22 (AVG 25)	PROFIT PER DAY	PROFIT TOTAL	users	minutes used	ax minutes possib:	C	A	
-TW--	2	2	3	7	9	8	7	897,63 €	1.795,27 €	33	526	2400	3	4	
--TF--	2	2	4	9	12	11	9	1.224,05 €	2.448,09 €	45	718	2400	3	4	
----SS	2	2	8	21	25	24	21	2.665,70 €	5.331,40 €	98	1563	3240	3	6	
VAT		GERMANY	19 MONTHS	9	KW COST 0,3000 € CAR MNTN - € CAR WORK - € TOTAL WRK - €		TOTAL SUM PER WEEK 9.574,75 € TOTAL SUM PER MONTH 41.633,07 € TOTAL SUM PERIOD 1 374.697,66 €		352 EARN FROM CARS 9.154,88 € 1530 EARN FROM ACCO 419,87 € 13770 TOTAL FROM CAR 358.266,60 €		526 ax minutes possib: 2400				
						EARNINGS PER CAR 44.783,32 € EARNINGS PER ACCUMULATOR CONTAINER 1.173,65 €		TOTAL INCOME AFTER TAXES 303.505,11 € TOTAL INCOME PER CAR AFTER TAXES 40.752,83 € TOTAL INCOME PER ACCUMULATOR CONTAINER AFTER TAXES 1.068,02 €		TRACK INCOME AFTER TAX 54.691,53 € TRACK INCOME PER MONTH 6.076,84 € TRACK INCOME PER CAR 6.836,44 € -/- PER CAR/MONTH 759,60 €					
						INCOME AFTER TRACK PAYMENT AND TAX 248.813,57 € INCOME AFTER TRACK PAYMENT AND TAX PER MONTH 27.645,95 € INCOME AFTER TRACK PAYMENT AND TAX PER CAR+ACCU 31.101,70 € INCOME AFTER TRACK PAYMENT AND TAX PER CAR/MONTH 3.455,74 €		TOTAL COSTS 4.632,04 €		ELECTRICITY COSTS 4.632,04 € MAINTENANCE COSTS - € TOTAL COSTS 4.632,04 €					
						TRACK & CAR INFO		COST OF 1 CAR 30.000,00 € COST OF 1 ACCUMULATOR CONTAINER 6.500,00 €		TRACK PROFIT 50.059,49 € TRACK PROFIT PER MONTH 5.562,17 € TRACK PR PER MONTH/CAR 695,27 €					
						TO TC TT		-TW-- 11 23 12 --TF-- 11 23 12 ----SS 9 23 14		INCOME AFTER TRACK PAYMENT AND TAX PER CAR 29.737,84 € INCOME AFTER TRACK PAYMENT AND TAX PER ACCUMULATOR CONTAINER 779,35 € INCOME PER CAR PER MONTH 3.304,20 € INCOME PER ACCU PER MONTH 86,59 €		CAR DEPRECIATION MONTH 10 ACC DEPRECIATION MONTH 76			

Maturity 1																		
STRT Y	2	STRT M	10	END Y	3	END M	10	TOTAL M	12	BREAK P	1	STRT M TOT	13	END M	25			
CARS:	8	ACCONT:	14	LENGTH:	1,25	FEE PER CAR:	400 €	FEE PER ACC:	60 €	RETURN %:	30,0%	BASE AMOUNT:	2 €	CHARGE PER MINUTE:	1,58 €			
DAY	TYPE	AVLBL DT	<7MINS (AVG:5)	7-12 (AVG 10)	12-16 (AVG 14)	16-22(AVG 19)	>22 (AVG 25)	PROFIT PER DAY		PROFIT TOTAL		users	minutes used	ax minutes possib	C	A		
-TW--	2		3	8	10	9	8	1.033,64 €	2.067,28 €	38	606	2400	3	4				
--TF--	2		4	12	14	13	12	1.496,06 €	2.992,11 €	55	877	2400	3	4				
----SS	2		10	25	31	29	25	3.264,12 €	6.528,24 €	120	1914	3240	3	6				
GERMANY		KW COST	0,3000 €		TOTAL SUM PER WEEK										11.587,63 €	426	EARN FROM CARS	9.970,91 €
VAT		CAR MNTN	-		TOTAL SUM PER MONTH										50.385,48 €	1852	EARN FROM ACCO	1.616,71 €
19 MONTHS		CAR WORK	-		TOTAL SUM PERIOD 1										604.625,77 €	22224	TOTAL FROM CAR	520.268,08 €
12		TOTAL WRK	-		EARNINGS PER CAR										65.033,51 €		TOTAL FROM ACCO	84.357,70 €
EARNINGS PER ACCUMULATOR CONTAINER										6.025,55 €								
TOTAL INCOME AFTER TAXES										489.746,88 €		TRACK INCOME AFTER TAX		98.444,06 €				
TOTAL INCOME PER CAR AFTER TAXES										57.229,49 €		TRACK INCOME PER MONTH		8.203,67 €				
TOTAL INCOME PER ACCUMULATOR CONTAINER AFTER TAXES										5.302,48 €		TRACK INCOME PER CAR		12.305,51 €				
												-/- PER CAR/MONTH		1.025,46 €				
INCOME AFTER TRACK PAYMENT AND TAX										391.302,81 €		ELECTRICITY COSTS		6.176,05 €				
INCOME AFTER TRACK PAYMENT AND TAX PER MONTH										32.608,57 €		MAINTENANCE COSTS		-				
INCOME AFTER TRACK PAYMENT AND TAX PER CAR+ACCU										48.912,85 €		TOTAL COSTS		6.176,05 €				
INCOME AFTER TRACK PAYMENT AND TAX PER CAR/MONTH										4.076,07 €								
												TRACK PROFIT		92.268,01 €				
												TRACK PROFIT PER MONTH		7.689,00 €				
												TRACK PR PER MONTH/CAR		961,13 €				
INCOME AFTER TRACK PAYMENT AND TAX PER CAR										42.088,51 €								
INCOME AFTER TRACK PAYMENT AND TAX PER ACCUMULATOR CONTAINER										3.899,63 €								
INCOME PER CAR PER MONTH										3.507,38 €		CAR DEPRECIATION MONTH		9				
INCOME PER ACCU PER MONTH										324,97 €		ACC DEPRECIATION MONTH		21				
Maturity 2																		
STRT Y	3	STRT M	10	END Y	4	END M	10	TOTAL M	12	BREAK P	1	STRT M TOT	25	END M	37			
CARS:	8	ACCONT:	14	LENGTH:	1,25	FEE PER CAR:	400 €	FEE PER ACC:	60 €	RETURN %:	30,0%	BASE AMOUNT:	2 €	CHARGE PER MINUTE:	1,58 €			
DAY	TYPE	AVLBL DT	<7MINS (AVG:5)	7-12 (AVG 10)	12-16 (AVG 14)	16-22(AVG 19)	>22 (AVG 25)	PROFIT PER DAY		PROFIT TOTAL		users	minutes used	ax minutes possib	C	A		
-TW--	2		3	7	9	8	7	897,63 €	1.795,27 €	33	526	2400	3	4				
--TF--	2		4	10	12	12	10	1.305,65 €	2.611,30 €	48	766	2400	3	4				
----SS	2		9	23	29	26	23	2.992,11 €	5.984,22 €	110	1755	3240	3	6				
GERMANY		KW COST	0,3000 €		TOTAL SUM PER WEEK										10.390,78 €	382	EARN FROM CARS	9.318,09 €
VAT		CAR MNTN	-		TOTAL SUM PER MONTH										45.181,35 €	1661	EARN FROM ACCO	1.072,69 €
19 MONTHS		CAR WORK	-		TOTAL SUM PERIOD 1										542.176,16 €	19932	TOTAL FROM CAR	486.204,65 €
12		TOTAL WRK	-		EARNINGS PER CAR										60.775,58 €		TOTAL FROM ACCO	55.971,51 €
EARNINGS PER ACCUMULATOR CONTAINER										3.997,96 €								
TOTAL INCOME AFTER TAXES										439.162,69 €		TRACK INCOME AFTER TAX		83.268,81 €				
TOTAL INCOME PER CAR AFTER TAXES										53.482,51 €		TRACK INCOME PER MONTH		6.939,07 €				
TOTAL INCOME PER ACCUMULATOR CONTAINER AFTER TAXES										3.518,21 €		TRACK INCOME PER CAR		10.408,60 €				
												-/- PER CAR/MONTH		867,38 €				
INCOME AFTER TRACK PAYMENT AND TAX										355.893,88 €		ELECTRICITY COSTS		6.176,05 €				
INCOME AFTER TRACK PAYMENT AND TAX PER MONTH										29.657,82 €		MAINTENANCE COSTS		-				
INCOME AFTER TRACK PAYMENT AND TAX PER CAR+ACCU										44.486,74 €		TOTAL COSTS		6.176,05 €				
INCOME AFTER TRACK PAYMENT AND TAX PER CAR/MONTH										3.707,23 €								
												TRACK PROFIT		77.092,76 €				
												TRACK PROFIT PER MONTH		6.424,40 €				
												TRACK PR PER MONTH/CAR		803,05 €				
INCOME AFTER TRACK PAYMENT AND TAX PER CAR										39.894,15 €								
INCOME AFTER TRACK PAYMENT AND TAX PER ACCUMULATOR CONTAINER										2.624,33 €								
INCOME PER CAR PER MONTH										3.324,51 €		CAR DEPRECIATION MONTH		10				
INCOME PER ACCU PER MONTH										218,69 €		ACC DEPRECIATION MONTH		30				
Maturity 1																		
STRT Y	2	STRT M	10	END Y	3	END M	10	TOTAL M	12	BREAK P	1	STRT M TOT	13	END M	25			
CARS:	8	ACCONT:	14	LENGTH:	1,25	FEE PER CAR:	400 €	FEE PER ACC:	60 €	RETURN %:	30,0%	BASE AMOUNT:	2 €	CHARGE PER MINUTE:	1,58 €			
DAY	TYPE	AVLBL DT	<7MINS (AVG:5)	7-12 (AVG 10)	12-16 (AVG 14)	16-22(AVG 19)	>22 (AVG 25)	PROFIT PER DAY		PROFIT TOTAL		users	minutes used	ax minutes possib	C	A		
-TW--	2		3	8	10	9	8	1.033,64 €	2.067,28 €	38	606	2400	3	4				
--TF--	2		4	12	14	13	12	1.496,06 €	2.992,11 €	55	877	2400	3	4				
----SS	2		10	25	31	29	25	3.264,12 €	6.528,24 €	120	1914	3240	3	6				
GERMANY		KW COST	0,3000 €		TOTAL SUM PER WEEK										11.587,63 €	426	EARN FROM CARS	9.970,91 €
VAT		CAR MNTN	-		TOTAL SUM PER MONTH										50.385,48 €	1852	EARN FROM ACCO	1.616,71 €
19 MONTHS		CAR WORK	-		TOTAL SUM PERIOD 1										604.625,77 €	22224	TOTAL FROM CAR	520.268,08 €
12		TOTAL WRK	-		EARNINGS PER CAR										65.033,51 €		TOTAL FROM ACCO	84.357,70 €
EARNINGS PER ACCUMULATOR CONTAINER										6.025,55 €								
TOTAL INCOME AFTER TAXES										489.746,88 €		TRACK INCOME AFTER TAX		98.444,06 €				
TOTAL INCOME PER CAR AFTER TAXES										57.229,49 €		TRACK INCOME PER MONTH		8.203,67 €				
TOTAL INCOME PER ACCUMULATOR CONTAINER AFTER TAXES										5.302,48 €		TRACK INCOME PER CAR		12.305,51 €				
												-/- PER CAR/MONTH		1.025,46 €				
INCOME AFTER TRACK PAYMENT AND TAX										391.302,81 €		ELECTRICITY COSTS		6.176,05 €				
INCOME AFTER TRACK PAYMENT AND TAX PER MONTH										32.608,57 €		MAINTENANCE COSTS		-				
INCOME AFTER TRACK PAYMENT AND TAX PER CAR+ACCU										48.912,85 €		TOTAL COSTS		6.176,05 €				
INCOME AFTER TRACK PAYMENT AND TAX PER CAR/MONTH										4.076,07 €								
												TRACK PROFIT		92.268,01 €				
												TRACK PROFIT PER MONTH		7.689,00 €				
												TRACK PR PER MONTH/CAR		961,13 €				
INCOME AFTER TRACK PAYMENT AND TAX PER CAR										42.088,51 €								
INCOME AFTER TRACK PAYMENT AND TAX PER ACCUMULATOR CONTAINER										3.899,63 €								
INCOME PER CAR PER MONTH										3.507,38 €		CAR DEPRECIATION MONTH		9				
INCOME PER ACCU PER MONTH										324,97 €		ACC DEPRECIATION MONTH		21				
Maturity 2																		
STRT Y	3	STRT M	10	END Y	4	END M	10	TOTAL M	12	BREAK P	1	STRT M TOT	25	END M	37			
CARS:	8	ACCONT:	14	LENGTH:	1,25	FEE PER CAR:	400 €	FEE PER ACC:	60 €	RETURN %:	30,0%	BASE AMOUNT:	2 €	CHARGE PER MINUTE:	1,58 €			
DAY	TYPE	AVLBL DT	<7MINS (AVG:5)	7-12 (AVG 10)	12-16 (AVG 14)	16-22(AVG 19)	>22 (AVG 25)	PROFIT PER DAY		PROFIT TOTAL		users	minutes used	ax minutes possib	C	A		
-TW--	2		3	7	9	8	7	897,63 €	1.795,27 €	33	526	2400	3	4				
--TF--	2		4	10	12	12	10	1.305,65 €	2.611,30 €	48	766	2400	3	4				
----SS	2		9	23	29	26	23	2.992,11 €	5.984,22 €	110	1755	3240	3	6				
GERMANY		KW COST	0,3000 €		TOTAL SUM PER WEEK										10.390,78 €	382	EARN FROM CARS	9.318,09 €
VAT		CAR MNTN	-		TOTAL SUM PER MONTH										45.181,35 €	1661	EARN FROM ACCO	1.072,69 €
19 MONTHS		CAR WORK	-		TOTAL SUM PERIOD 1										542.176,16 €	19932	TOTAL FROM CAR	486.204,65 €
12		TOTAL WRK	-		EARNINGS PER CAR										60.775,58 €		TOTAL FROM ACCO	55.971,51 €
EARNINGS PER ACCUMULATOR CONTAINER										3.997,96 €								
TOTAL INCOME AFTER TAXES										439.162,69 €		TRACK INCOME AFTER TAX		83.268,81 €				
TOTAL INCOME PER CAR AFTER TAXES										53.482,51 €		TRACK INCOME PER MONTH		6.939,07 €				
TOTAL INCOME PER ACCUMULATOR CONTAINER AFTER TAXES										3.518,21 €		TRACK INCOME PER CAR		10.408,60 €				
												-/- PER CAR/MONTH		867,38 €				
INCOME AFTER TRACK PAYMENT AND TAX										355.893,88 €		ELECTRICITY COSTS		6.176,05 €				
INCOME AFTER TRACK PAYMENT AND TAX PER MONTH										29.657,82 €		MAINTENANCE COSTS		-				
INCOME AFTER TRACK PAYMENT AND TAX PER CAR+ACCU										44.486,74 €		TOTAL COSTS		6.176,05 €				
INCOME AFTER TRACK PAYMENT AND TAX PER CAR/MONTH										3.707,23 €								
												TRACK PROFIT		77.092,76 €				
												TRACK PROFIT PER MONTH		6.424,40 €				
												TRACK PR PER MONTH/CAR		803,05 €				
INCOME AFTER TRACK PAYMENT AND TAX PER CAR										39.894,15 €								
INCOME AFTER TRACK PAYMENT AND TAX PER ACCUMULATOR CONTAINER										2.624,33 €								
INCOME PER CAR PER MONTH										3.324,51 €		CAR DEPRECIATION MONTH		10				
INCOME PER ACCU PER MONTH										218,69 €		ACC DEPRECIATION MONTH		30				

Maturity 3																																																																																																																																																																																																						
STRT Y	4	STRT M	10	END Y	5	END M	10	TOTAL M	12	BREAK P	1	STRT M TOT	37	END M	49																																																																																																																																																																																							
CARS:	8	ACCONT:	14	LENGTH:		FEE PER CAR:	400 €	FEE PER ACC:	60 €	RETURN %:	30,0%	BASE AMOUNT:	2 €	CHARGE PER MINUTE:	1,58 €																																																																																																																																																																																							
DAY	TYPE	AVLBL DT	<7MINS (AVG:5)	7-12 (AVG 10)	12-16 (AVG 14)	16-22(AVG 19)	>22 (AVG 25)	PROFIT PER DAY	PROFIT TOTAL	users	minutes used	ax minutes possib:	C	A																																																																																																																																																																																								
-TW--	2	2	2	6	7	7	6	761,63 €	1.523,26 €	28	447	2400	3	4																																																																																																																																																																																								
---TF--	2	3	3	8	10	9	8	1.033,64 €	2.067,28 €	38	606	2400	3	4																																																																																																																																																																																								
----SS	2	7	7	18	22	20	18	2.312,09 €	4.624,17 €	85	1356	3240	3	6																																																																																																																																																																																								
<table border="1"> <tr> <td colspan="2">KW COST</td><td>0,3000 €</td> <td colspan="2">TOTAL SUM PER WEEK</td><td>8.214,70 €</td> <td>302</td><td>EARN FROM CARS</td><td>8.214,70 €</td> </tr> <tr> <td colspan="2">GERMANY CAR MNTN</td><td>- €</td> <td colspan="2">TOTAL SUM PER MONTH</td><td>35.719,28 €</td> <td>1313</td><td>EARN FROM ACCO</td><td>- €</td> </tr> <tr> <td colspan="2">VAT 19 MONTHS CAR WORK</td><td>- €</td> <td colspan="2">TOTAL SUM PERIOD 1</td><td>428.631,42 €</td> <td>15756</td><td>TOTAL FROM CAR</td><td>428.631,42 €</td> </tr> <tr> <td colspan="2">TOTAL WRK</td><td>- €</td> <td colspan="2">EARNINGS PER CAR</td><td>53.578,93 €</td> <td></td><td>TOTAL FROM ACCO</td><td>- €</td> </tr> <tr> <td colspan="2"></td><td></td> <td colspan="2">EARNINGS PER ACCUMULATOR CONTAINER</td><td>- €</td> <td colspan="3"></td> </tr> <tr> <td colspan="2"></td><td></td> <td colspan="2">TOTAL INCOME AFTER TAXES</td><td>347.191,45 €</td> <td colspan="3">TRACK INCOME AFTER TAX</td><td>55.677,43 €</td> </tr> <tr> <td colspan="2"></td><td></td> <td colspan="2">TOTAL INCOME PER CAR AFTER TAXES</td><td>47.149,46 €</td> <td colspan="3">TRACK INCOME PER MONTH</td><td>4.639,79 €</td> </tr> <tr> <td colspan="2"></td><td></td> <td colspan="2">TOTAL INCOME PER ACCUMULATOR CONTAINER AFTER TAXES</td><td>- €</td> <td colspan="3">TRACK INCOME PER CAR</td><td>6.959,68 €</td> </tr> <tr> <td colspan="2"></td><td></td> <td colspan="2"></td><td></td> <td colspan="3">-/- PER CAR/MONTH</td><td>579,97 €</td> </tr> <tr> <td colspan="2"></td><td></td> <td colspan="2">INCOME AFTER TRACK PAYMENT AND TAX</td><td>291.514,01 €</td> <td colspan="3">ELECTRICITY COSTS</td><td>6.176,05 €</td> </tr> <tr> <td colspan="2"></td><td></td> <td colspan="2">INCOME AFTER TRACK PAYMENT AND TAX PER MONTH</td><td>24.292,83 €</td> <td colspan="3">MAINTENANCE COSTS</td><td>- €</td> </tr> <tr> <td colspan="2"></td><td></td> <td colspan="2">INCOME AFTER TRACK PAYMENT AND TAX PER CAR+ACCU</td><td>36.439,25 €</td> <td colspan="3">TOTAL COSTS</td><td>6.176,05 €</td> </tr> <tr> <td colspan="2"></td><td></td> <td colspan="2">INCOME AFTER TRACK PAYMENT AND TAX PER CAR/MONTH</td><td>3.036,60 €</td> <td colspan="3">TRACK PROFIT</td><td>49.501,38 €</td> </tr> <tr> <td colspan="2"></td><td></td> <td colspan="2"></td><td></td> <td colspan="3">TRACK PROFIT PER MONTH</td><td>4.125,12 €</td> </tr> <tr> <td colspan="2"></td><td></td> <td colspan="2"></td><td></td> <td colspan="3">TRACK PR PER MONTH/CAR</td><td>515,64 €</td> </tr> <tr> <td colspan="2"></td><td></td> <td colspan="2">INCOME AFTER TRACK PAYMENT AND TAX PER CAR</td><td>36.439,25 €</td> <td colspan="3">CAR DEPRECIATION MONTH</td><td>10</td> </tr> <tr> <td colspan="2"></td><td></td> <td colspan="2">INCOME AFTER TRACK PAYMENT AND TAX PER ACCUMULATOR CONTAINER</td><td>- €</td> <td colspan="3">ACC DEPRECIATION MONTH</td><td>#ΔIAIP,/O!</td> </tr> <tr> <td colspan="2"></td><td></td> <td colspan="2">INCOME PER CAR PER MONTH</td><td>3.036,60 €</td> <td colspan="3"></td><td></td> </tr> <tr> <td colspan="2"></td><td></td> <td colspan="2">INCOME PER ACCU PER MONTH</td><td>- €</td> <td colspan="3"></td><td></td> </tr> </table>														KW COST		0,3000 €	TOTAL SUM PER WEEK		8.214,70 €	302	EARN FROM CARS	8.214,70 €	GERMANY CAR MNTN		- €	TOTAL SUM PER MONTH		35.719,28 €	1313	EARN FROM ACCO	- €	VAT 19 MONTHS CAR WORK		- €	TOTAL SUM PERIOD 1		428.631,42 €	15756	TOTAL FROM CAR	428.631,42 €	TOTAL WRK		- €	EARNINGS PER CAR		53.578,93 €		TOTAL FROM ACCO	- €				EARNINGS PER ACCUMULATOR CONTAINER		- €							TOTAL INCOME AFTER TAXES		347.191,45 €	TRACK INCOME AFTER TAX			55.677,43 €				TOTAL INCOME PER CAR AFTER TAXES		47.149,46 €	TRACK INCOME PER MONTH			4.639,79 €				TOTAL INCOME PER ACCUMULATOR CONTAINER AFTER TAXES		- €	TRACK INCOME PER CAR			6.959,68 €							-/- PER CAR/MONTH			579,97 €				INCOME AFTER TRACK PAYMENT AND TAX		291.514,01 €	ELECTRICITY COSTS			6.176,05 €				INCOME AFTER TRACK PAYMENT AND TAX PER MONTH		24.292,83 €	MAINTENANCE COSTS			- €				INCOME AFTER TRACK PAYMENT AND TAX PER CAR+ACCU		36.439,25 €	TOTAL COSTS			6.176,05 €				INCOME AFTER TRACK PAYMENT AND TAX PER CAR/MONTH		3.036,60 €	TRACK PROFIT			49.501,38 €							TRACK PROFIT PER MONTH			4.125,12 €							TRACK PR PER MONTH/CAR			515,64 €				INCOME AFTER TRACK PAYMENT AND TAX PER CAR		36.439,25 €	CAR DEPRECIATION MONTH			10				INCOME AFTER TRACK PAYMENT AND TAX PER ACCUMULATOR CONTAINER		- €	ACC DEPRECIATION MONTH			#ΔIAIP,/O!				INCOME PER CAR PER MONTH		3.036,60 €								INCOME PER ACCU PER MONTH		- €				
KW COST		0,3000 €	TOTAL SUM PER WEEK		8.214,70 €	302	EARN FROM CARS	8.214,70 €																																																																																																																																																																																														
GERMANY CAR MNTN		- €	TOTAL SUM PER MONTH		35.719,28 €	1313	EARN FROM ACCO	- €																																																																																																																																																																																														
VAT 19 MONTHS CAR WORK		- €	TOTAL SUM PERIOD 1		428.631,42 €	15756	TOTAL FROM CAR	428.631,42 €																																																																																																																																																																																														
TOTAL WRK		- €	EARNINGS PER CAR		53.578,93 €		TOTAL FROM ACCO	- €																																																																																																																																																																																														
			EARNINGS PER ACCUMULATOR CONTAINER		- €																																																																																																																																																																																																	
			TOTAL INCOME AFTER TAXES		347.191,45 €	TRACK INCOME AFTER TAX			55.677,43 €																																																																																																																																																																																													
			TOTAL INCOME PER CAR AFTER TAXES		47.149,46 €	TRACK INCOME PER MONTH			4.639,79 €																																																																																																																																																																																													
			TOTAL INCOME PER ACCUMULATOR CONTAINER AFTER TAXES		- €	TRACK INCOME PER CAR			6.959,68 €																																																																																																																																																																																													
						-/- PER CAR/MONTH			579,97 €																																																																																																																																																																																													
			INCOME AFTER TRACK PAYMENT AND TAX		291.514,01 €	ELECTRICITY COSTS			6.176,05 €																																																																																																																																																																																													
			INCOME AFTER TRACK PAYMENT AND TAX PER MONTH		24.292,83 €	MAINTENANCE COSTS			- €																																																																																																																																																																																													
			INCOME AFTER TRACK PAYMENT AND TAX PER CAR+ACCU		36.439,25 €	TOTAL COSTS			6.176,05 €																																																																																																																																																																																													
			INCOME AFTER TRACK PAYMENT AND TAX PER CAR/MONTH		3.036,60 €	TRACK PROFIT			49.501,38 €																																																																																																																																																																																													
						TRACK PROFIT PER MONTH			4.125,12 €																																																																																																																																																																																													
						TRACK PR PER MONTH/CAR			515,64 €																																																																																																																																																																																													
			INCOME AFTER TRACK PAYMENT AND TAX PER CAR		36.439,25 €	CAR DEPRECIATION MONTH			10																																																																																																																																																																																													
			INCOME AFTER TRACK PAYMENT AND TAX PER ACCUMULATOR CONTAINER		- €	ACC DEPRECIATION MONTH			#ΔIAIP,/O!																																																																																																																																																																																													
			INCOME PER CAR PER MONTH		3.036,60 €																																																																																																																																																																																																	
			INCOME PER ACCU PER MONTH		- €																																																																																																																																																																																																	
<table border="1"> <tr> <th colspan="4">TRACK & CAR INFO</th> </tr> <tr> <td colspan="2">COST OF 1 CAR</td><td>30.000,00 €</td> <td colspan="2">COST OF 1 ACCUMULATOR CONTAINER</td><td>6.500,00 €</td> </tr> <tr> <th>TO</th><th>TC</th><th>TT</th><th colspan="2"></th><th></th> </tr> <tr> <td>-TW--</td><td>11</td><td>23</td><td>12</td><td></td><td></td> </tr> <tr> <td>---TF--</td><td>11</td><td>23</td><td>12</td><td></td><td></td> </tr> <tr> <td>----SS</td><td>9</td><td>23</td><td>14</td><td></td><td></td> </tr> </table>														TRACK & CAR INFO				COST OF 1 CAR		30.000,00 €	COST OF 1 ACCUMULATOR CONTAINER		6.500,00 €	TO	TC	TT				-TW--	11	23	12			---TF--	11	23	12			----SS	9	23	14																																																																																																																																																									
TRACK & CAR INFO																																																																																																																																																																																																						
COST OF 1 CAR		30.000,00 €	COST OF 1 ACCUMULATOR CONTAINER		6.500,00 €																																																																																																																																																																																																	
TO	TC	TT																																																																																																																																																																																																				
-TW--	11	23	12																																																																																																																																																																																																			
---TF--	11	23	12																																																																																																																																																																																																			
----SS	9	23	14																																																																																																																																																																																																			
END PHASE																																																																																																																																																																																																						
STRT Y	5	STRT M	10	END Y	6	END M	9	TOTAL M	11	BREAK P	1	STRT M TOT	49	END M	60																																																																																																																																																																																							
CARS:	8	ACCONT:	14	LENGTH:		FEE PER CAR:	400 €	FEE PER ACC:	60 €	RETURN %:	30,0%	BASE AMOUNT:	2 €	CHARGE PER MINUTE:	1,58 €																																																																																																																																																																																							
DAY	TYPE	AVLBL DT	<7MINS (AVG:5)	7-12 (AVG 10)	12-16 (AVG 14)	16-22(AVG 19)	>22 (AVG 25)	PROFIT PER DAY	PROFIT TOTAL	users	minutes used	ax minutes possib:	C	A																																																																																																																																																																																								
-TW--	2	2	2	4	5	5	4	544,02 €	1.088,04 €	20	319	2400	3	4																																																																																																																																																																																								
---TF--	2	2	2	6	8	7	6	816,03 €	1.632,06 €	30	479	2400	3	4																																																																																																																																																																																								
----SS	2	6	6	14	18	17	14	1.876,87 €	3.753,74 €	69	1101	3240	3	6																																																																																																																																																																																								
<table border="1"> <tr> <td colspan="2">KW COST</td><td>0,3000 €</td> <td colspan="2">TOTAL SUM PER WEEK</td><td>6.473,84 €</td> <td>238</td><td>EARN FROM CARS</td><td>6.473,84 €</td> </tr> <tr> <td colspan="2">GERMANY CAR MNTN</td><td>- €</td> <td colspan="2">TOTAL SUM PER MONTH</td><td>28.149,63 €</td> <td>1035</td><td>EARN FROM ACCO</td><td>- €</td> </tr> <tr> <td colspan="2">VAT 19 MONTHS CAR WORK</td><td>- €</td> <td colspan="2">TOTAL SUM PERIOD 1</td><td>309.645,98 €</td> <td>11385</td><td>TOTAL FROM CAR</td><td>309.645,98 €</td> </tr> <tr> <td colspan="2">TOTAL WRK</td><td>- €</td> <td colspan="2">EARNINGS PER CAR</td><td>38.705,75 €</td> <td></td><td>TOTAL FROM ACCO</td><td>- €</td> </tr> <tr> <td colspan="2"></td><td></td> <td colspan="2">EARNINGS PER ACCUMULATOR CONTAINER</td><td>- €</td> <td colspan="3"></td> </tr> <tr> <td colspan="2"></td><td></td> <td colspan="2">TOTAL INCOME AFTER TAXES</td><td>250.813,25 €</td> <td colspan="3">TRACK INCOME AFTER TAX</td><td>30.803,97 €</td> </tr> <tr> <td colspan="2"></td><td></td> <td colspan="2">TOTAL INCOME PER CAR AFTER TAXES</td><td>34.448,12 €</td> <td colspan="3">TRACK INCOME PER MONTH</td><td>2.800,36 €</td> </tr> <tr> <td colspan="2"></td><td></td> <td colspan="2">TOTAL INCOME PER ACCUMULATOR CONTAINER AFTER TAXES</td><td>- €</td> <td colspan="3">TRACK INCOME PER CAR</td><td>3.850,50 €</td> </tr> <tr> <td colspan="2"></td><td></td> <td colspan="2"></td><td></td> <td colspan="3">-/- PER CAR/MONTH</td><td>350,05 €</td> </tr> <tr> <td colspan="2"></td><td></td> <td colspan="2">INCOME AFTER TRACK PAYMENT AND TAX</td><td>220.009,27 €</td> <td colspan="3">ELECTRICITY COSTS</td><td>5.661,38 €</td> </tr> <tr> <td colspan="2"></td><td></td> <td colspan="2">INCOME AFTER TRACK PAYMENT AND TAX PER MONTH</td><td>20.000,84 €</td> <td colspan="3">MAINTENANCE COSTS</td><td>- €</td> </tr> <tr> <td colspan="2"></td><td></td> <td colspan="2">INCOME AFTER TRACK PAYMENT AND TAX PER CAR+ACCU</td><td>27.501,16 €</td> <td colspan="3">TOTAL COSTS</td><td>5.661,38 €</td> </tr> <tr> <td colspan="2"></td><td></td> <td colspan="2">INCOME AFTER TRACK PAYMENT AND TAX PER CAR/MONTH</td><td>2.500,11 €</td> <td colspan="3">TRACK PROFIT</td><td>25.142,59 €</td> </tr> <tr> <td colspan="2"></td><td></td> <td colspan="2"></td><td></td> <td colspan="3">TRACK PROFIT PER MONTH</td><td>2.285,69 €</td> </tr> <tr> <td colspan="2"></td><td></td> <td colspan="2"></td><td></td> <td colspan="3">TRACK PR PER MONTH/CAR</td><td>285,71 €</td> </tr> <tr> <td colspan="2"></td><td></td> <td colspan="2">INCOME AFTER TRACK PAYMENT AND TAX PER CAR</td><td>27.501,16 €</td> <td colspan="3">CAR DEPRECIATION MONTH</td><td>12</td> </tr> <tr> <td colspan="2"></td><td></td> <td colspan="2">INCOME AFTER TRACK PAYMENT AND TAX PER ACCUMULATOR CONTAINER</td><td>- €</td> <td colspan="3">ACC DEPRECIATION MONTH</td><td>#ΔIAIP,/O!</td> </tr> <tr> <td colspan="2"></td><td></td> <td colspan="2">INCOME PER CAR PER MONTH</td><td>2.500,11 €</td> <td colspan="3"></td><td></td> </tr> <tr> <td colspan="2"></td><td></td> <td colspan="2">INCOME PER ACCU PER MONTH</td><td>- €</td> <td colspan="3"></td><td></td> </tr> </table>														KW COST		0,3000 €	TOTAL SUM PER WEEK		6.473,84 €	238	EARN FROM CARS	6.473,84 €	GERMANY CAR MNTN		- €	TOTAL SUM PER MONTH		28.149,63 €	1035	EARN FROM ACCO	- €	VAT 19 MONTHS CAR WORK		- €	TOTAL SUM PERIOD 1		309.645,98 €	11385	TOTAL FROM CAR	309.645,98 €	TOTAL WRK		- €	EARNINGS PER CAR		38.705,75 €		TOTAL FROM ACCO	- €				EARNINGS PER ACCUMULATOR CONTAINER		- €							TOTAL INCOME AFTER TAXES		250.813,25 €	TRACK INCOME AFTER TAX			30.803,97 €				TOTAL INCOME PER CAR AFTER TAXES		34.448,12 €	TRACK INCOME PER MONTH			2.800,36 €				TOTAL INCOME PER ACCUMULATOR CONTAINER AFTER TAXES		- €	TRACK INCOME PER CAR			3.850,50 €							-/- PER CAR/MONTH			350,05 €				INCOME AFTER TRACK PAYMENT AND TAX		220.009,27 €	ELECTRICITY COSTS			5.661,38 €				INCOME AFTER TRACK PAYMENT AND TAX PER MONTH		20.000,84 €	MAINTENANCE COSTS			- €				INCOME AFTER TRACK PAYMENT AND TAX PER CAR+ACCU		27.501,16 €	TOTAL COSTS			5.661,38 €				INCOME AFTER TRACK PAYMENT AND TAX PER CAR/MONTH		2.500,11 €	TRACK PROFIT			25.142,59 €							TRACK PROFIT PER MONTH			2.285,69 €							TRACK PR PER MONTH/CAR			285,71 €				INCOME AFTER TRACK PAYMENT AND TAX PER CAR		27.501,16 €	CAR DEPRECIATION MONTH			12				INCOME AFTER TRACK PAYMENT AND TAX PER ACCUMULATOR CONTAINER		- €	ACC DEPRECIATION MONTH			#ΔIAIP,/O!				INCOME PER CAR PER MONTH		2.500,11 €								INCOME PER ACCU PER MONTH		- €				
KW COST		0,3000 €	TOTAL SUM PER WEEK		6.473,84 €	238	EARN FROM CARS	6.473,84 €																																																																																																																																																																																														
GERMANY CAR MNTN		- €	TOTAL SUM PER MONTH		28.149,63 €	1035	EARN FROM ACCO	- €																																																																																																																																																																																														
VAT 19 MONTHS CAR WORK		- €	TOTAL SUM PERIOD 1		309.645,98 €	11385	TOTAL FROM CAR	309.645,98 €																																																																																																																																																																																														
TOTAL WRK		- €	EARNINGS PER CAR		38.705,75 €		TOTAL FROM ACCO	- €																																																																																																																																																																																														
			EARNINGS PER ACCUMULATOR CONTAINER		- €																																																																																																																																																																																																	
			TOTAL INCOME AFTER TAXES		250.813,25 €	TRACK INCOME AFTER TAX			30.803,97 €																																																																																																																																																																																													
			TOTAL INCOME PER CAR AFTER TAXES		34.448,12 €	TRACK INCOME PER MONTH			2.800,36 €																																																																																																																																																																																													
			TOTAL INCOME PER ACCUMULATOR CONTAINER AFTER TAXES		- €	TRACK INCOME PER CAR			3.850,50 €																																																																																																																																																																																													
						-/- PER CAR/MONTH			350,05 €																																																																																																																																																																																													
			INCOME AFTER TRACK PAYMENT AND TAX		220.009,27 €	ELECTRICITY COSTS			5.661,38 €																																																																																																																																																																																													
			INCOME AFTER TRACK PAYMENT AND TAX PER MONTH		20.000,84 €	MAINTENANCE COSTS			- €																																																																																																																																																																																													
			INCOME AFTER TRACK PAYMENT AND TAX PER CAR+ACCU		27.501,16 €	TOTAL COSTS			5.661,38 €																																																																																																																																																																																													
			INCOME AFTER TRACK PAYMENT AND TAX PER CAR/MONTH		2.500,11 €	TRACK PROFIT			25.142,59 €																																																																																																																																																																																													
						TRACK PROFIT PER MONTH			2.285,69 €																																																																																																																																																																																													
						TRACK PR PER MONTH/CAR			285,71 €																																																																																																																																																																																													
			INCOME AFTER TRACK PAYMENT AND TAX PER CAR		27.501,16 €	CAR DEPRECIATION MONTH			12																																																																																																																																																																																													
			INCOME AFTER TRACK PAYMENT AND TAX PER ACCUMULATOR CONTAINER		- €	ACC DEPRECIATION MONTH			#ΔIAIP,/O!																																																																																																																																																																																													
			INCOME PER CAR PER MONTH		2.500,11 €																																																																																																																																																																																																	
			INCOME PER ACCU PER MONTH		- €																																																																																																																																																																																																	
<table border="1"> <tr> <th colspan="4">TRACK & CAR INFO</th> </tr> <tr> <td colspan="2">COST OF 1 CAR</td><td>30.000,00 €</td> <td colspan="2">COST OF 1 ACCUMULATOR CONTAINER</td><td>6.500,00 €</td> </tr> <tr> <th>TO</th><th>TC</th><th>TT</th><th colspan="2"></th><th></th> </tr> <tr> <td>-TW--</td><td>11</td><td>23</td><td>12</td><td></td><td></td> </tr> <tr> <td>---TF--</td><td>11</td><td>23</td><td>12</td><td></td><td></td> </tr> <tr> <td>----SS</td><td>9</td><td>23</td><td>14</td><td></td><td></td> </tr> </table>														TRACK & CAR INFO				COST OF 1 CAR		30.000,00 €	COST OF 1 ACCUMULATOR CONTAINER		6.500,00 €	TO	TC	TT				-TW--	11	23	12			---TF--	11	23	12			----SS	9	23	14																																																																																																																																																									
TRACK & CAR INFO																																																																																																																																																																																																						
COST OF 1 CAR		30.000,00 €	COST OF 1 ACCUMULATOR CONTAINER		6.500,00 €																																																																																																																																																																																																	
TO	TC	TT																																																																																																																																																																																																				
-TW--	11	23	12																																																																																																																																																																																																			
---TF--	11	23	12																																																																																																																																																																																																			
----SS	9	23	14																																																																																																																																																																																																			

PKC PARIS CIRCUIT

TOTAL																																
PHASES	INTRO	2	GROW 1	2	GROW 2	4	GROW 3	5	MAT 1	12	MAT 2	12	MAT 3	14				END PHASE	9													
MONTHS	TOTAL INCOME	STRT Y	STRT M	END Y	END M	RETURN %	INCOME AFTER TAX	TRACK PROFIT	INCOME AFTER TAX	INCOME PER CAR	INCOME PER ACCUMULATOR	PROFIT	RACES	RACES/MONTH	CARS	ACCU	BREAK															
I	2	29.568,94 €	1	9	1	11	30,0%	23.655,16 €	1.572,96 €	21.518,61 €	4.303,72 €	- €	21.518,61 €	1088	544	5	8	0														
G1	2	49.439,27 €	1	11	2	1	30,0%	39.551,42 €	6.341,84 €	32.645,99 €	5.380,66 €	717,84 €	32.645,99 €	1818	909	5	8	0														
G2	4	135.780,59 €	2	1	2	5	30,0%	108.624,47 €	15.780,17 €	91.717,13 €	9.722,02 €	1.161,75 €	91.717,13 €	4992	1248	8	12	0														
G3	5	209.939,50 €	2	5	2	10	30,0%	167.951,60 €	24.476,51 €	142.066,12 €	12.384,57 €	1.214,69 €	142.066,12 €	7720	1544	10	15	0														
M1	12	654.301,60 €	2	10	3	10	30,0%	523.441,28 €	94.850,86 €	425.208,90 €	30.942,50 €	7.718,93 €	425.208,90 €	24048	2004	10	15	1														
M2	12	566.304,42 €	3	10	4	10	30,0%	453.043,54 €	73.731,54 €	375.930,48 €	29.157,72 €	5.623,55 €	375.930,48 €	20820	1735	10	15	1														
M3	14	501.725,85 €	4	10	5	12	30,0%	401.380,68 €	47.869,09 €	349.566,47 €	32.011,32 €	1.963,55 €	349.566,47 €	18438	1317	10	15	1														
D	9	232.057,07 €	5	12	6	9	30,0%	185.645,66 €	9.057,56 €	174.051,96 €	17.405,20 €	- €	174.051,96 €	8532	948	10	15	1														
T	60	2.379.117,26 €						1.903.293,81 €	273.680,53 €	1.612.705,66 €	141.307,7 €	18.400,31 €	1.612.705,66 €	87456	1281																	
MONTHLY																																
MONTHS	TOTAL INCOME	TRACK PROFIT	AFTER VAT & TRACK PAYMENT	INCOME PER CAR	INCOME PER ACCUMULATOR	PROFIT PER MONTH	RACES	TOTAL INCOME	TRACK PROFIT	INCOME AFTER TAX&TRACK	INCOME PER CAR	INCOME PER ACCUMULATOR	PROFIT	RACES																		
0	3	18.096,19 €	1.581,29 €	12.613,87 €	2.331,35 €	119,64 €	12.613,87 €	666	54.288,58 €	4.743,88 €	37.841,61 €	6.994,05 €	358,92 €	37.841,61 €	1.997																	
2	12	39.957,50 €	4.936,34 €	26.747,87 €	2.496,17 €	335,15 €	26.747,87 €	1.469	479.490,00 €	59.236,08 €	320.974,40 €	29.954,01 €	4.021,85 €	320.974,40 €	17.629																	
3	12	53.302,95 €	7.610,91 €	34.749,65 €	2.553,75 €	614,14 €	34.749,65 €	1.959	639.635,40 €	91.330,97 €	416.995,83 €	30.645,04 €	7.369,70 €	416.995,83 €	23.510																	
4	12	45.299,62 €	5.690,12 €	30.267,79 €	2.405,93 €	413,90 €	30.267,79 €	1.665	543.595,47 €	68.281,39 €	363.213,46 €	28.871,14 €	4.966,80 €	363.213,46 €	19.984																	
5	12	35.837,56 €	3.419,22 €	24.969,03 €	2.286,52 €	140,25 €	24.969,03 €	1.317	430.050,73 €	41.030,65 €	299.628,41 €	27.438,27 €	1.683,05 €	299.628,41 €	15.804																	
6	9	25.784,12 €	1.006,40 €	19.339,11 €	1.933,91 €	- €	19.339,11 €	948	232.057,07 €	9.057,56 €	174.051,96 €	17.405,20 €	- €	174.051,96 €	8.532																	
T	60							2.379.117,26 €	273.680,53 €	1.612.705,66 €	141.307,70 €	18.400,31 €	1.612.705,66 €	87.456																		
INTRODUCTION PHASE																																
STRT Y	1	STRT M	9	END Y	1	END M	11	TOTAL M	2	BREAK P	0	STRT M TOT	0	END M	2																	
CARS:	5	ACCONT:	8	LENGTH:	1,25	FEE PER CAR:	400 €	FEE PER ACC:	60 €	RETURN %:	30,0%	BASE AMOUNT:	2 €	CHARGE PER MINUTE:	1,58 €																	
DAY	TYPE	<7MINS (AVG:5)	7-12 (AVG 10)	12-16 (AVG 14)	16-22 (AVG 19)	>22 (AVG 25)	PROFIT PER DAY	PROFIT TOTAL	users	minutes used	max minutes possible	C	A																			
M-----	1	1	2	2	2	25	244,81 €	244,81 €	9	144	1410	3	4																			
--WTF--	3	1	3	4	4	3	435,22 €	1.305,65 €	16	255	1410	3	4																			
-----SS	2	3	7	9	8	7	924,83 €	1.849,67 €	34	542	1410	3	4																			
<table border="1"> <tr> <td>KW COST</td> <td>0,1799 €</td> </tr> <tr> <td>FRANCE</td> <td>- €</td> </tr> <tr> <td>VAT</td> <td>20 MONTHS</td> </tr> <tr> <td>CAR MNTN</td> <td>- €</td> </tr> <tr> <td>CAR WORK</td> <td>- €</td> </tr> <tr> <td>TOTAL WRK</td> <td>- €</td> </tr> </table>										KW COST	0,1799 €	FRANCE	- €	VAT	20 MONTHS	CAR MNTN	- €	CAR WORK	- €	TOTAL WRK	- €	TOTAL SUM PER WEEK		3.400,13 €	125	EARN FROM CARS	3.400,13 €					
KW COST	0,1799 €																															
FRANCE	- €																															
VAT	20 MONTHS																															
CAR MNTN	- €																															
CAR WORK	- €																															
TOTAL WRK	- €																															
										TOTAL SUM PER MONTH		14.784,47 €	544	EARN FROM ACCO	- €																	
										TOTAL SUM PERIOD 1		29.568,94 €	1088	TOTAL FROM CAR	29.568,94 €																	
										EARNINGS PER CAR		5,913,79 €		TOTAL FROM ACCO	- €																	
										EARNINGS PER ACCUMULATOR CONTAINER		- €																				
										TOTAL INCOME AFTER TAXES		23.655,16 €	TRACK INCOME AFTER TAX		2.136,55 €																	
										TOTAL INCOME PER CAR AFTER TAXES		5.795,51 €	TRACK INCOME PER MONTH		1.068,27 €																	
										TOTAL INCOME PER ACCUMULATOR CONTAINER AFTER TAXES		- €	TRACK INCOME PER CAR		427,31 €																	
										INCOME AFTER TRACK PAYMENT AND TAX		21.518,61 €	-/- PER CAR/MONTH		213,65 €																	
										INCOME AFTER TRACK PAYMENT AND TAX PER MONTH		10.759,30 €	ELECTRICITY COSTS		563,59 €																	
										INCOME AFTER TRACK PAYMENT AND TAX PER CAR+ACCU		4.303,72 €	MAINTENANCE COSTS		- €																	
										INCOME AFTER TRACK PAYMENT AND TAX PER CAR/MONTH		2.151,86 €	TOTAL COSTS		563,59 €																	
										TRACK & CAR INFO		TRACK PROFIT		1.572,96 €																		
										COST OF 1 CAR		30.000,00 €	TRACK PROFIT PER MONTH		786,48 €																	
										COST OF 1 ACCUMULATOR CONTAINER		6.500,00 €	TRACK PR PER MONTH/CAR		157,30 €																	
										TO		10	19	9																		
										TC		10	19	9																		
										TT		10	19	9																		
										M-----		10	19	9																		
										--WTF--		10	19	9																		
										-----SS		10	19	9																		
										INCOME AFTER TRACK PAYMENT AND TAX PER CAR		4.303,72 €	CAR DEPRECIATION MONTH		14																	
										INCOME AFTER TRACK PAYMENT AND TAX PER ACCUMULATOR CONTAINER		- €	ACC DEPRECIATION MONTH		#ΔIAIP/0!																	
										INCOME PER CAR PER MONTH		2.151,86 €																				
										INCOME PER ACCU PER MONTH		- €																				

GROWTH PHASE 1															
STRT Y	1	STRT M	11	END Y	2	END M	1	TOTAL M	2	BREAK P	0	STRT M TOT	2	END M	4
CARS:	5	ACCONT:	8	LENGTH:	1,25	FEE PER CAR:	400 €	FEE PER ACC:	60 €	RETURN %:	30,0%	BASE AMOUNT:	2 €	CHARGE PER MINUTE:	1,58 €
DAY	TYPE	AVLBL DT	<7MINS (AVG:5)	7-12 (AVG 10)	12-16 (AVG 14)	16-22(AVG 19)	>22 (AVG 25)	PROFIT PER DAY	PROFIT TOTAL	users	minutes used	ax minutes possit	C	A	
M-----	1	1	1	3	3	3	3	353,61 €	353,61 €	13	207	1410	3	4	
--WTF--	3	2	2	6	7	7	6	761,63 €	2.284,88 €	28	447	1410	3	4	
-----SS	2	4	4	12	15	13	12	1.523,26 €	3.046,51 €	56	893	1410	3	4	
FRANCE		KW COST		0,1799 €		TOTAL SUM PER WEEK		5.685,01 €		209		EARN FROM CARS		4.684,97 €	
FRANCE		CAR MNTN		- €		TOTAL SUM PER MONTH		24.719,64 €		909		EARN FROM ACCO		1.000,04 €	
FRANCE		CAR WORK		- €		TOTAL SUM PERIOD 1		49.439,27 €		1818		TOTAL FROM CAR		40.742,48 €	
FRANCE		TOTAL WRK		- €		EARNINGS PER CAR		8.148,50 €				TOTAL FROM ACCO		8.696,79 €	
		EARNINGS PER ACCUMULATOR CONTAINER		1.087,10 €		TOTAL INCOME AFTER TAXES		39.551,42 €				TRACK INCOME AFTER TAX		6.905,43 €	
		TOTAL INCOME PER CAR AFTER TAXES		7.985,53 €		TOTAL INCOME PER MONTH		7.985,53 €				TRACK INCOME PER MONTH		3.452,71 €	
		TOTAL INCOME PER ACCUMULATOR CONTAINER AFTER TAXES		1.065,36 €		TOTAL INCOME PER CAR		1.381,09 €				TRACK INCOME PER CAR		1.381,09 €	
		INCOME AFTER TRACK PAYMENT AND TAX		32.645,99 €		INCOME AFTER TRACK PAYMENT AND TAX PER MONTH		16.323,00 €				ELECTRICITY COSTS		563,59 €	
		INCOME AFTER TRACK PAYMENT AND TAX PER MONTH		6.529,20 €		INCOME AFTER TRACK PAYMENT AND TAX PER CAR+ACCU		6.529,20 €				MAINTENANCE COSTS		- €	
		INCOME AFTER TRACK PAYMENT AND TAX PER CAR/MONTH		3.264,60 €		INCOME PER ACCU PER MONTH		3.264,60 €				TOTAL COSTS		563,59 €	
		TRACK PROFIT		6.341,84 €		TRACK PROFIT PER MONTH		3.170,92 €				TRACK PR PER MONTH/CAR		634,18 €	
		INCOME AFTER TRACK PAYMENT AND TAX PER CAR		5.380,66 €		INCOME AFTER TRACK PAYMENT AND TAX PER ACCUMULATOR CONTAINER		717,84 €				CAR DEPRECIATION MONTH		12	
		INCOME PER CAR PER MONTH		2.690,33 €		INCOME PER ACCU PER MONTH		358,92 €				ACC DEPRECIATION MONTH		19	
GROWTH PHASE 2															
STRT Y	2	STRT M	1	END Y	2	END M	5	TOTAL M	4	BREAK P	0	STRT M TOT	4	END M	8
CARS:	8	ACCONT:	12	LENGTH:	1,25	FEE PER CAR:	400 €	FEE PER ACC:	60 €	RETURN %:	30,0%	BASE AMOUNT:	2 €	CHARGE PER MINUTE:	1,58 €
DAY	TYPE	AVLBL DT	<7MINS (AVG:5)	7-12 (AVG 10)	12-16 (AVG 14)	16-22(AVG 19)	>22 (AVG 25)	PROFIT PER DAY	PROFIT TOTAL	users	minutes used	ax minutes possit	C	A	
M-----	1	1	1	4	5	4	4	489,62 €	489,62 €	18	287	2160	3	4	
--WTF--	3	3	3	7	9	8	7	952,04 €	2.856,11 €	35	558	2160	3	4	
-----SS	2	7	7	17	21	20	17	2.230,48 €	4.460,96 €	82	1308	2160	3	4	
FRANCE		KW COST		0,1799 €		TOTAL SUM PER WEEK		7.806,69 €		287		EARN FROM CARS		6.620,08 €	
FRANCE		CAR MNTN		- €		TOTAL SUM PER MONTH		33.945,15 €		1248		EARN FROM ACCO		1.186,61 €	
FRANCE		CAR WORK		- €		TOTAL SUM PERIOD 1		135.780,59 €		4992		TOTAL FROM CAR		115.142,03 €	
FRANCE		TOTAL WRK		- €		EARNINGS PER CAR		14.392,75 €				TOTAL FROM ACCO		20.638,57 €	
		EARNINGS PER ACCUMULATOR CONTAINER		1.719,88 €		TOTAL INCOME AFTER TAXES		108.624,47 €				TRACK INCOME AFTER TAX		16.907,34 €	
		TOTAL INCOME PER CAR AFTER TAXES		13.817,04 €		TOTAL INCOME PER MONTH		13.817,04 €				TRACK INCOME PER MONTH		4.226,84 €	
		TOTAL INCOME PER ACCUMULATOR CONTAINER AFTER TAXES		1.651,09 €		TOTAL INCOME PER CAR		2.113,42 €				TRACK INCOME PER CAR		2.113,42 €	
		INCOME AFTER TRACK PAYMENT AND TAX		91.717,13 €		INCOME AFTER TRACK PAYMENT AND TAX PER MONTH		22.929,28 €				ELECTRICITY COSTS		1.127,17 €	
		INCOME AFTER TRACK PAYMENT AND TAX PER MONTH		11.464,64 €		INCOME AFTER TRACK PAYMENT AND TAX PER CAR+ACCU		11.464,64 €				MAINTENANCE COSTS		- €	
		INCOME AFTER TRACK PAYMENT AND TAX PER CAR/MONTH		2.866,16 €		INCOME PER ACCU PER MONTH		2.866,16 €				TOTAL COSTS		1.127,17 €	
		TRACK PROFIT		15.780,17 €		TRACK PROFIT PER MONTH		3.945,04 €				TRACK PR PER MONTH/CAR		493,13 €	
		INCOME AFTER TRACK PAYMENT AND TAX PER CAR		9.722,02 €		INCOME AFTER TRACK PAYMENT AND TAX PER ACCUMULATOR CONTAINER		1.161,75 €				CAR DEPRECIATION MONTH		13	
		INCOME PER CAR PER MONTH		2.430,51 €		INCOME PER ACCU PER MONTH		290,44 €				ACC DEPRECIATION MONTH		23	

GROWTH PHASE 3																																																																																																																											
STRT Y	2	STRT M	5	END Y	2	END M	10	TOTAL M	5	BREAK P	0	STRT M TOT	8	END M	13																																																																																																												
CARS:	10	ACCONT:	15	LENGTH:	1,25	FEE PER CAR:	400 €	FEE PER ACC:	60 €	RETURN %:	30,0%	BASE AMOUNT:	2 €	CHARGE PER MINUTE:	1,58 €																																																																																																												
DAY	TYPE	AVLBL DT	<7MINS (AVG:5)	7-12 (AVG 10)	12-16 (AVG 14)	16-22(AVG 19)	>22 (AVG 25)	PROFIT PER DAY	PROFIT TOTAL	users	minutes used	ax minutes possit	C	A																																																																																																													
M-----	1	5	2	5	6	6	5	652,82 €	652,82 €	24	383	2700	3	4																																																																																																													
--WTF--	3	4	4	9	12	11	9	1.224,05 €	3.672,14 €	45	718	2700	3	4																																																																																																													
-----SS	2	8	8	21	25	24	21	2.665,70 €	5.331,40 €	98	1563	2700	3	4																																																																																																													
<table border="1"> <tr> <td>FRANCE</td><td>KW COST</td><td>0,1799 €</td> </tr> <tr> <td></td><td>CAR MNTN</td><td>- €</td> </tr> <tr> <td>VAT</td><td>20 MONTHS</td><td>5</td> </tr> <tr> <td></td><td>CAR WORK</td><td>- €</td> </tr> <tr> <td></td><td>TOTAL WRK</td><td>- €</td> </tr> </table>														FRANCE	KW COST	0,1799 €		CAR MNTN	- €	VAT	20 MONTHS	5		CAR WORK	- €		TOTAL WRK	- €																																																																																															
FRANCE	KW COST	0,1799 €																																																																																																																									
	CAR MNTN	- €																																																																																																																									
VAT	20 MONTHS	5																																																																																																																									
	CAR WORK	- €																																																																																																																									
	TOTAL WRK	- €																																																																																																																									
<table border="1"> <tr> <td>TOTAL SUM PER WEEK</td><td>9.656,36 €</td><td>355</td><td>EARN FROM CARS</td><td>8.417,90 €</td> </tr> <tr> <td>TOTAL SUM PER MONTH</td><td>41.987,90 €</td><td>1544</td><td>EARN FROM ACCO</td><td>1.238,46 €</td> </tr> <tr> <td>TOTAL SUM PERIOD 1</td><td>209.939,50 €</td><td>7720</td><td>TOTAL FROM CAR</td><td>183.014,15 €</td> </tr> <tr> <td>EARNINGS PER CAR</td><td>18.301,42 €</td><td></td><td>TOTAL FROM ACCO</td><td>26.925,35 €</td> </tr> <tr> <td>EARNINGS PER ACCUMULATOR CONTAINER</td><td>1.795,02 €</td><td></td><td></td><td></td> </tr> <tr> <td>TOTAL INCOME AFTER TAXES</td><td>167.951,60 €</td><td></td><td>TRACK INCOME AFTER TAX</td><td>25.885,48 €</td> </tr> <tr> <td>TOTAL INCOME PER CAR AFTER TAXES</td><td>17.386,34 €</td><td></td><td>TRACK INCOME PER MONTH</td><td>5.177,10 €</td> </tr> <tr> <td>TOTAL INCOME PER ACCUMULATOR CONTAINER AFTER TAXES</td><td>1.705,27 €</td><td></td><td>TRACK INCOME PER CAR</td><td>2.588,55 €</td> </tr> <tr> <td></td><td></td><td></td><td>-/- PER CAR/MONTH</td><td>517,71 €</td> </tr> <tr> <td>INCOME AFTER TRACK PAYMENT AND TAX</td><td>142.066,12 €</td><td></td><td>ELECTRICITY COSTS</td><td>1.408,97 €</td> </tr> <tr> <td>INCOME AFTER TRACK PAYMENT AND TAX PER MONTH</td><td>28.413,22 €</td><td></td><td>MAINTENANCE COSTS</td><td>- €</td> </tr> <tr> <td>INCOME AFTER TRACK PAYMENT AND TAX PER CAR+ACCU</td><td>14.206,61 €</td><td></td><td>TOTAL COSTS</td><td>1.408,97 €</td> </tr> <tr> <td>INCOME AFTER TRACK PAYMENT AND TAX PER CAR/MONTH</td><td>2.841,32 €</td><td></td><td></td><td></td> </tr> <tr> <td></td><td></td><td></td><td>TRACK PROFIT</td><td>24.476,51 €</td> </tr> <tr> <td></td><td></td><td></td><td>TRACK PROFIT PER MONTH</td><td>4.895,30 €</td> </tr> <tr> <td></td><td></td><td></td><td>TRACK PR PER MONTH/CAR</td><td>489,53 €</td> </tr> <tr> <td></td><td></td><td></td><td>INCOME AFTER TRACK PAYMENT AND TAX PER CAR</td><td>12.384,57 €</td> </tr> <tr> <td></td><td></td><td></td><td>INCOME AFTER TRACK PAYMENT AND TAX PER ACCUMULATOR CONTAINER</td><td>1.214,69 €</td> </tr> <tr> <td></td><td></td><td></td><td>INCOME PER CAR PER MONTH</td><td>2.476,91 €</td> </tr> <tr> <td></td><td></td><td></td><td>INCOME PER ACCU PER MONTH</td><td>242,94 €</td> </tr> <tr> <td></td><td></td><td></td><td>CAR DEPRECIATION MONTH</td><td>13</td> </tr> <tr> <td></td><td></td><td></td><td>ACC DEPRECIATION MONTH</td><td>27</td> </tr> </table>														TOTAL SUM PER WEEK	9.656,36 €	355	EARN FROM CARS	8.417,90 €	TOTAL SUM PER MONTH	41.987,90 €	1544	EARN FROM ACCO	1.238,46 €	TOTAL SUM PERIOD 1	209.939,50 €	7720	TOTAL FROM CAR	183.014,15 €	EARNINGS PER CAR	18.301,42 €		TOTAL FROM ACCO	26.925,35 €	EARNINGS PER ACCUMULATOR CONTAINER	1.795,02 €				TOTAL INCOME AFTER TAXES	167.951,60 €		TRACK INCOME AFTER TAX	25.885,48 €	TOTAL INCOME PER CAR AFTER TAXES	17.386,34 €		TRACK INCOME PER MONTH	5.177,10 €	TOTAL INCOME PER ACCUMULATOR CONTAINER AFTER TAXES	1.705,27 €		TRACK INCOME PER CAR	2.588,55 €				-/- PER CAR/MONTH	517,71 €	INCOME AFTER TRACK PAYMENT AND TAX	142.066,12 €		ELECTRICITY COSTS	1.408,97 €	INCOME AFTER TRACK PAYMENT AND TAX PER MONTH	28.413,22 €		MAINTENANCE COSTS	- €	INCOME AFTER TRACK PAYMENT AND TAX PER CAR+ACCU	14.206,61 €		TOTAL COSTS	1.408,97 €	INCOME AFTER TRACK PAYMENT AND TAX PER CAR/MONTH	2.841,32 €							TRACK PROFIT	24.476,51 €				TRACK PROFIT PER MONTH	4.895,30 €				TRACK PR PER MONTH/CAR	489,53 €				INCOME AFTER TRACK PAYMENT AND TAX PER CAR	12.384,57 €				INCOME AFTER TRACK PAYMENT AND TAX PER ACCUMULATOR CONTAINER	1.214,69 €				INCOME PER CAR PER MONTH	2.476,91 €				INCOME PER ACCU PER MONTH	242,94 €				CAR DEPRECIATION MONTH	13				ACC DEPRECIATION MONTH	27
TOTAL SUM PER WEEK	9.656,36 €	355	EARN FROM CARS	8.417,90 €																																																																																																																							
TOTAL SUM PER MONTH	41.987,90 €	1544	EARN FROM ACCO	1.238,46 €																																																																																																																							
TOTAL SUM PERIOD 1	209.939,50 €	7720	TOTAL FROM CAR	183.014,15 €																																																																																																																							
EARNINGS PER CAR	18.301,42 €		TOTAL FROM ACCO	26.925,35 €																																																																																																																							
EARNINGS PER ACCUMULATOR CONTAINER	1.795,02 €																																																																																																																										
TOTAL INCOME AFTER TAXES	167.951,60 €		TRACK INCOME AFTER TAX	25.885,48 €																																																																																																																							
TOTAL INCOME PER CAR AFTER TAXES	17.386,34 €		TRACK INCOME PER MONTH	5.177,10 €																																																																																																																							
TOTAL INCOME PER ACCUMULATOR CONTAINER AFTER TAXES	1.705,27 €		TRACK INCOME PER CAR	2.588,55 €																																																																																																																							
			-/- PER CAR/MONTH	517,71 €																																																																																																																							
INCOME AFTER TRACK PAYMENT AND TAX	142.066,12 €		ELECTRICITY COSTS	1.408,97 €																																																																																																																							
INCOME AFTER TRACK PAYMENT AND TAX PER MONTH	28.413,22 €		MAINTENANCE COSTS	- €																																																																																																																							
INCOME AFTER TRACK PAYMENT AND TAX PER CAR+ACCU	14.206,61 €		TOTAL COSTS	1.408,97 €																																																																																																																							
INCOME AFTER TRACK PAYMENT AND TAX PER CAR/MONTH	2.841,32 €																																																																																																																										
			TRACK PROFIT	24.476,51 €																																																																																																																							
			TRACK PROFIT PER MONTH	4.895,30 €																																																																																																																							
			TRACK PR PER MONTH/CAR	489,53 €																																																																																																																							
			INCOME AFTER TRACK PAYMENT AND TAX PER CAR	12.384,57 €																																																																																																																							
			INCOME AFTER TRACK PAYMENT AND TAX PER ACCUMULATOR CONTAINER	1.214,69 €																																																																																																																							
			INCOME PER CAR PER MONTH	2.476,91 €																																																																																																																							
			INCOME PER ACCU PER MONTH	242,94 €																																																																																																																							
			CAR DEPRECIATION MONTH	13																																																																																																																							
			ACC DEPRECIATION MONTH	27																																																																																																																							
<table border="1"> <tr> <th colspan="4">TRACK & CAR INFO</th> </tr> <tr> <td></td><td>COST OF 1 CAR</td><td>30.000,00 €</td><td></td> </tr> <tr> <td></td><td>COST OF 1 ACCUMULATOR CONTAINER</td><td>6.500,00 €</td><td></td> </tr> <tr> <th>TO</th><th>TC</th><th>TT</th><th></th> </tr> <tr> <td>M-----</td><td>10</td><td>19</td><td>9</td> </tr> <tr> <td>--WTF--</td><td>10</td><td>19</td><td>9</td> </tr> <tr> <td>-----SS</td><td>10</td><td>19</td><td>9</td> </tr> </table>														TRACK & CAR INFO					COST OF 1 CAR	30.000,00 €			COST OF 1 ACCUMULATOR CONTAINER	6.500,00 €		TO	TC	TT		M-----	10	19	9	--WTF--	10	19	9	-----SS	10	19	9																																																																																		
TRACK & CAR INFO																																																																																																																											
	COST OF 1 CAR	30.000,00 €																																																																																																																									
	COST OF 1 ACCUMULATOR CONTAINER	6.500,00 €																																																																																																																									
TO	TC	TT																																																																																																																									
M-----	10	19	9																																																																																																																								
--WTF--	10	19	9																																																																																																																								
-----SS	10	19	9																																																																																																																								
MATURITY 1																																																																																																																											
STRT Y	2	STRT M	10	END Y	3	END M	10	TOTAL M	12	BREAK P	1	STRT M TOT	13	END M	25																																																																																																												
CARS:	10	ACCONT:	15	LENGTH:	1,25	FEE PER CAR:	400 €	FEE PER ACC:	60 €	RETURN %:	30,0%	BASE AMOUNT:	2 €	CHARGE PER MINUTE:	1,58 €																																																																																																												
DAY	TYPE	AVLBL DT	<7MINS (AVG:5)	7-12 (AVG 10)	12-16 (AVG 14)	16-22(AVG 19)	>22 (AVG 25)	PROFIT PER DAY	PROFIT TOTAL	users	minutes used	ax minutes possit	C	A																																																																																																													
M-----	1	5	2	6	8	7	6	788,83 €	788,83 €	29	463	2700	3	4																																																																																																													
--WTF--	3	4	4	11	14	12	11	1.414,45 €	4.243,36 €	52	829	2700	3	4																																																																																																													
-----SS	2	11	11	29	36	33	29	3.753,74 €	7.507,48 €	138	2201	2700	3	4																																																																																																													
<table border="1"> <tr> <td>FRANCE</td><td>KW COST</td><td>0,1799 €</td> </tr> <tr> <td></td><td>CAR MNTN</td><td>- €</td> </tr> <tr> <td>VAT</td><td>20 MONTHS</td><td>12</td> </tr> <tr> <td></td><td>CAR WORK</td><td>- €</td> </tr> <tr> <td></td><td>TOTAL WRK</td><td>- €</td> </tr> </table>														FRANCE	KW COST	0,1799 €		CAR MNTN	- €	VAT	20 MONTHS	12		CAR WORK	- €		TOTAL WRK	- €																																																																																															
FRANCE	KW COST	0,1799 €																																																																																																																									
	CAR MNTN	- €																																																																																																																									
VAT	20 MONTHS	12																																																																																																																									
	CAR WORK	- €																																																																																																																									
	TOTAL WRK	- €																																																																																																																									
<table border="1"> <tr> <td>TOTAL SUM PER WEEK</td><td>12.539,66 €</td><td>461</td><td>EARN FROM CARS</td><td>9.125,13 €</td> </tr> <tr> <td>TOTAL SUM PER MONTH</td><td>54.525,13 €</td><td>2004</td><td>EARN FROM ACCO</td><td>3.414,54 €</td> </tr> <tr> <td>TOTAL SUM PERIOD 1</td><td>654.301,60 €</td><td>24048</td><td>TOTAL FROM CAR</td><td>476.136,01 €</td> </tr> <tr> <td>EARNINGS PER CAR</td><td>47.613,60 €</td><td></td><td>TOTAL FROM ACCO</td><td>178.165,59 €</td> </tr> <tr> <td>EARNINGS PER ACCUMULATOR CONTAINER</td><td>11.877,71 €</td><td></td><td></td><td></td> </tr> <tr> <td>TOTAL INCOME AFTER TAXES</td><td>523.441,28 €</td><td></td><td>TRACK INCOME AFTER TAX</td><td>98.232,38 €</td> </tr> <tr> <td>TOTAL INCOME PER CAR AFTER TAXES</td><td>41.899,97 €</td><td></td><td>TRACK INCOME PER MONTH</td><td>8.186,03 €</td> </tr> <tr> <td>TOTAL INCOME PER ACCUMULATOR CONTAINER AFTER TAXES</td><td>10.452,38 €</td><td></td><td>TRACK INCOME PER CAR</td><td>9.823,24 €</td> </tr> <tr> <td></td><td></td><td></td><td>-/- PER CAR/MONTH</td><td>818,60 €</td> </tr> <tr> <td>INCOME AFTER TRACK PAYMENT AND TAX</td><td>425.208,90 €</td><td></td><td>ELECTRICITY COSTS</td><td>3.381,52 €</td> </tr> <tr> <td>INCOME AFTER TRACK PAYMENT AND TAX PER MONTH</td><td>35.434,07 €</td><td></td><td>MAINTENANCE COSTS</td><td>- €</td> </tr> <tr> <td>INCOME AFTER TRACK PAYMENT AND TAX PER CAR+ACCU</td><td>42.520,89 €</td><td></td><td>TOTAL COSTS</td><td>3.381,52 €</td> </tr> <tr> <td>INCOME AFTER TRACK PAYMENT AND TAX PER CAR/MONTH</td><td>3.543,41 €</td><td></td><td></td><td></td> </tr> <tr> <td></td><td></td><td></td><td>TRACK PROFIT</td><td>94.850,86 €</td> </tr> <tr> <td></td><td></td><td></td><td>TRACK PROFIT PER MONTH</td><td>7.904,24 €</td> </tr> <tr> <td></td><td></td><td></td><td>TRACK PR PER MONTH/CAR</td><td>790,42 €</td> </tr> <tr> <td></td><td></td><td></td><td>INCOME AFTER TRACK PAYMENT AND TAX PER CAR</td><td>30.942,50 €</td> </tr> <tr> <td></td><td></td><td></td><td>INCOME AFTER TRACK PAYMENT AND TAX PER ACCUMULATOR CONTAINER</td><td>7.718,93 €</td> </tr> <tr> <td></td><td></td><td></td><td>INCOME PER CAR PER MONTH</td><td>2.578,54 €</td> </tr> <tr> <td></td><td></td><td></td><td>INCOME PER ACCU PER MONTH</td><td>643,24 €</td> </tr> <tr> <td></td><td></td><td></td><td>CAR DEPRECIATION MONTH</td><td>12</td> </tr> <tr> <td></td><td></td><td></td><td>ACC DEPRECIATION MONTH</td><td>11</td> </tr> </table>														TOTAL SUM PER WEEK	12.539,66 €	461	EARN FROM CARS	9.125,13 €	TOTAL SUM PER MONTH	54.525,13 €	2004	EARN FROM ACCO	3.414,54 €	TOTAL SUM PERIOD 1	654.301,60 €	24048	TOTAL FROM CAR	476.136,01 €	EARNINGS PER CAR	47.613,60 €		TOTAL FROM ACCO	178.165,59 €	EARNINGS PER ACCUMULATOR CONTAINER	11.877,71 €				TOTAL INCOME AFTER TAXES	523.441,28 €		TRACK INCOME AFTER TAX	98.232,38 €	TOTAL INCOME PER CAR AFTER TAXES	41.899,97 €		TRACK INCOME PER MONTH	8.186,03 €	TOTAL INCOME PER ACCUMULATOR CONTAINER AFTER TAXES	10.452,38 €		TRACK INCOME PER CAR	9.823,24 €				-/- PER CAR/MONTH	818,60 €	INCOME AFTER TRACK PAYMENT AND TAX	425.208,90 €		ELECTRICITY COSTS	3.381,52 €	INCOME AFTER TRACK PAYMENT AND TAX PER MONTH	35.434,07 €		MAINTENANCE COSTS	- €	INCOME AFTER TRACK PAYMENT AND TAX PER CAR+ACCU	42.520,89 €		TOTAL COSTS	3.381,52 €	INCOME AFTER TRACK PAYMENT AND TAX PER CAR/MONTH	3.543,41 €							TRACK PROFIT	94.850,86 €				TRACK PROFIT PER MONTH	7.904,24 €				TRACK PR PER MONTH/CAR	790,42 €				INCOME AFTER TRACK PAYMENT AND TAX PER CAR	30.942,50 €				INCOME AFTER TRACK PAYMENT AND TAX PER ACCUMULATOR CONTAINER	7.718,93 €				INCOME PER CAR PER MONTH	2.578,54 €				INCOME PER ACCU PER MONTH	643,24 €				CAR DEPRECIATION MONTH	12				ACC DEPRECIATION MONTH	11
TOTAL SUM PER WEEK	12.539,66 €	461	EARN FROM CARS	9.125,13 €																																																																																																																							
TOTAL SUM PER MONTH	54.525,13 €	2004	EARN FROM ACCO	3.414,54 €																																																																																																																							
TOTAL SUM PERIOD 1	654.301,60 €	24048	TOTAL FROM CAR	476.136,01 €																																																																																																																							
EARNINGS PER CAR	47.613,60 €		TOTAL FROM ACCO	178.165,59 €																																																																																																																							
EARNINGS PER ACCUMULATOR CONTAINER	11.877,71 €																																																																																																																										
TOTAL INCOME AFTER TAXES	523.441,28 €		TRACK INCOME AFTER TAX	98.232,38 €																																																																																																																							
TOTAL INCOME PER CAR AFTER TAXES	41.899,97 €		TRACK INCOME PER MONTH	8.186,03 €																																																																																																																							
TOTAL INCOME PER ACCUMULATOR CONTAINER AFTER TAXES	10.452,38 €		TRACK INCOME PER CAR	9.823,24 €																																																																																																																							
			-/- PER CAR/MONTH	818,60 €																																																																																																																							
INCOME AFTER TRACK PAYMENT AND TAX	425.208,90 €		ELECTRICITY COSTS	3.381,52 €																																																																																																																							
INCOME AFTER TRACK PAYMENT AND TAX PER MONTH	35.434,07 €		MAINTENANCE COSTS	- €																																																																																																																							
INCOME AFTER TRACK PAYMENT AND TAX PER CAR+ACCU	42.520,89 €		TOTAL COSTS	3.381,52 €																																																																																																																							
INCOME AFTER TRACK PAYMENT AND TAX PER CAR/MONTH	3.543,41 €																																																																																																																										
			TRACK PROFIT	94.850,86 €																																																																																																																							
			TRACK PROFIT PER MONTH	7.904,24 €																																																																																																																							
			TRACK PR PER MONTH/CAR	790,42 €																																																																																																																							
			INCOME AFTER TRACK PAYMENT AND TAX PER CAR	30.942,50 €																																																																																																																							
			INCOME AFTER TRACK PAYMENT AND TAX PER ACCUMULATOR CONTAINER	7.718,93 €																																																																																																																							
			INCOME PER CAR PER MONTH	2.578,54 €																																																																																																																							
			INCOME PER ACCU PER MONTH	643,24 €																																																																																																																							
			CAR DEPRECIATION MONTH	12																																																																																																																							
			ACC DEPRECIATION MONTH	11																																																																																																																							
<table border="1"> <tr> <th colspan="4">TRACK & CAR INFO</th> </tr> <tr> <td></td><td>COST OF 1 CAR</td><td>30.000,00 €</td><td></td> </tr> <tr> <td></td><td>COST OF 1 ACCUMULATOR CONTAINER</td><td>6.500,00 €</td><td></td> </tr> <tr> <th>TO</th><th>TC</th><th>TT</th><th></th> </tr> <tr> <td>M-----</td><td>10</td><td>19</td><td>9</td> </tr> <tr> <td>--WTF--</td><td>10</td><td>19</td><td>9</td> </tr> <tr> <td>-----SS</td><td>10</td><td>19</td><td>9</td> </tr> </table>														TRACK & CAR INFO					COST OF 1 CAR	30.000,00 €			COST OF 1 ACCUMULATOR CONTAINER	6.500,00 €		TO	TC	TT		M-----	10	19	9	--WTF--	10	19	9	-----SS	10	19	9																																																																																		
TRACK & CAR INFO																																																																																																																											
	COST OF 1 CAR	30.000,00 €																																																																																																																									
	COST OF 1 ACCUMULATOR CONTAINER	6.500,00 €																																																																																																																									
TO	TC	TT																																																																																																																									
M-----	10	19	9																																																																																																																								
--WTF--	10	19	9																																																																																																																								
-----SS	10	19	9																																																																																																																								

Maturity 2																																																																																																																											
STRT Y	3	STRT M	10	END Y	4	END M	10	TOTAL M	12	BREAK P	1	STRT M TOT	25	END M	37																																																																																																												
CARS:	10	ACCONT:	15	LENGTH:	1,25	FEE PER CAR:	400 €	FEE PER ACC:	60 €	RETURN %:	30,0%	BASE AMOUNT:	2 €	CHARGE PER MINUTE:	1,58 €																																																																																																												
DAY	TYPE	AVLBL DT	<7MINS (AVG:5)	7-12 (AVG 10)	12-16 (AVG 14)	16-22(AVG 19)	>22 (AVG 25)	PROFIT PER DAY	PROFIT TOTAL	users	minutes used	ax minutes possit	C	A																																																																																																													
M-----	1		5	10	14	19	25	652,82 €	652,82 €	24	383	2700	3	4																																																																																																													
--WTF--	3			9	12	11	9	1.224,05 €	3.672,14 €	45	718	2700	3	4																																																																																																													
-----SS	2		10	25	31	29	25	3.264,12 €	6.528,24 €	120	1914	2700	3	4																																																																																																													
<table border="1"> <tr> <td>FRANCE</td><td>KW COST</td><td>0,1799 €</td> </tr> <tr> <td></td><td>CAR MNTN</td><td>- €</td> </tr> <tr> <td>VAT 20 MONTHS</td><td>CAR WORK</td><td>- €</td> </tr> <tr> <td></td><td>TOTAL WRK</td><td>- €</td> </tr> </table>														FRANCE	KW COST	0,1799 €		CAR MNTN	- €	VAT 20 MONTHS	CAR WORK	- €		TOTAL WRK	- €																																																																																																		
FRANCE	KW COST	0,1799 €																																																																																																																									
	CAR MNTN	- €																																																																																																																									
VAT 20 MONTHS	CAR WORK	- €																																																																																																																									
	TOTAL WRK	- €																																																																																																																									
<table border="1"> <tr> <td>TOTAL SUM PER WEEK</td><td>10.853,20 €</td><td>399</td><td>EARN FROM CARS</td><td>8.417,90 €</td> </tr> <tr> <td>TOTAL SUM PER MONTH</td><td>47.192,04 €</td><td>1735</td><td>EARN FROM ACCO</td><td>2.435,30 €</td> </tr> <tr> <td>TOTAL SUM PERIOD 1</td><td>566.304,42 €</td><td>20820</td><td>TOTAL FROM CAR</td><td>439.233,97 €</td> </tr> <tr> <td>EARNINGS PER CAR</td><td>43.923,40 €</td><td></td><td>TOTAL FROM ACCO</td><td>127.070,45 €</td> </tr> <tr> <td>EARNINGS PER ACCUMULATOR CONTAINER</td><td>8.471,36 €</td><td></td><td></td><td></td> </tr> <tr> <td>TOTAL INCOME AFTER TAXES</td><td>453.043,54 €</td><td></td><td>TRACK INCOME AFTER TAX</td><td>77.113,06 €</td> </tr> <tr> <td>TOTAL INCOME PER CAR AFTER TAXES</td><td>38.652,59 €</td><td></td><td>TRACK INCOME PER MONTH</td><td>6.426,09 €</td> </tr> <tr> <td>TOTAL INCOME PER ACCUMULATOR CONTAINER AFTER TAXES</td><td>7.454,80 €</td><td></td><td>TRACK INCOME PER CAR</td><td>7.711,31 €</td> </tr> <tr> <td></td><td></td><td></td><td>-/- PER CAR/MONTH</td><td>642,61 €</td> </tr> <tr> <td>INCOME AFTER TRACK PAYMENT AND TAX</td><td>375.930,48 €</td><td></td><td>ELECTRICITY COSTS</td><td>3.381,52 €</td> </tr> <tr> <td>INCOME AFTER TRACK PAYMENT AND TAX PER MONTH</td><td>31.327,54 €</td><td></td><td>MAINTENANCE COSTS</td><td>- €</td> </tr> <tr> <td>INCOME AFTER TRACK PAYMENT AND TAX PER CAR+ACCU</td><td>37.593,05 €</td><td></td><td>TOTAL COSTS</td><td>3.381,52 €</td> </tr> <tr> <td>INCOME AFTER TRACK PAYMENT AND TAX PER CAR/MONTH</td><td>3.132,75 €</td><td></td><td></td><td></td> </tr> <tr> <td></td><td></td><td></td><td>TRACK PROFIT</td><td>73.731,54 €</td> </tr> <tr> <td></td><td></td><td></td><td>TRACK PROFIT PER MONTH</td><td>6.144,29 €</td> </tr> <tr> <td></td><td></td><td></td><td>TRACK PR PER MONTH/CAR</td><td>614,43 €</td> </tr> <tr> <td></td><td></td><td></td><td>INCOME AFTER TRACK PAYMENT AND TAX PER CAR</td><td>29.157,72 €</td> </tr> <tr> <td></td><td></td><td></td><td>INCOME AFTER TRACK PAYMENT AND TAX PER ACCUMULATOR CONTAINER</td><td>5.623,55 €</td> </tr> <tr> <td></td><td></td><td></td><td>INCOME PER CAR PER MONTH</td><td>2.429,81 €</td> </tr> <tr> <td></td><td></td><td></td><td>INCOME PER ACCU PER MONTH</td><td>468,63 €</td> </tr> <tr> <td></td><td></td><td></td><td>CAR DEPRECIATION MONTH</td><td>13</td> </tr> <tr> <td></td><td></td><td></td><td>ACC DEPRECIATION MONTH</td><td>14</td> </tr> </table>														TOTAL SUM PER WEEK	10.853,20 €	399	EARN FROM CARS	8.417,90 €	TOTAL SUM PER MONTH	47.192,04 €	1735	EARN FROM ACCO	2.435,30 €	TOTAL SUM PERIOD 1	566.304,42 €	20820	TOTAL FROM CAR	439.233,97 €	EARNINGS PER CAR	43.923,40 €		TOTAL FROM ACCO	127.070,45 €	EARNINGS PER ACCUMULATOR CONTAINER	8.471,36 €				TOTAL INCOME AFTER TAXES	453.043,54 €		TRACK INCOME AFTER TAX	77.113,06 €	TOTAL INCOME PER CAR AFTER TAXES	38.652,59 €		TRACK INCOME PER MONTH	6.426,09 €	TOTAL INCOME PER ACCUMULATOR CONTAINER AFTER TAXES	7.454,80 €		TRACK INCOME PER CAR	7.711,31 €				-/- PER CAR/MONTH	642,61 €	INCOME AFTER TRACK PAYMENT AND TAX	375.930,48 €		ELECTRICITY COSTS	3.381,52 €	INCOME AFTER TRACK PAYMENT AND TAX PER MONTH	31.327,54 €		MAINTENANCE COSTS	- €	INCOME AFTER TRACK PAYMENT AND TAX PER CAR+ACCU	37.593,05 €		TOTAL COSTS	3.381,52 €	INCOME AFTER TRACK PAYMENT AND TAX PER CAR/MONTH	3.132,75 €							TRACK PROFIT	73.731,54 €				TRACK PROFIT PER MONTH	6.144,29 €				TRACK PR PER MONTH/CAR	614,43 €				INCOME AFTER TRACK PAYMENT AND TAX PER CAR	29.157,72 €				INCOME AFTER TRACK PAYMENT AND TAX PER ACCUMULATOR CONTAINER	5.623,55 €				INCOME PER CAR PER MONTH	2.429,81 €				INCOME PER ACCU PER MONTH	468,63 €				CAR DEPRECIATION MONTH	13				ACC DEPRECIATION MONTH	14
TOTAL SUM PER WEEK	10.853,20 €	399	EARN FROM CARS	8.417,90 €																																																																																																																							
TOTAL SUM PER MONTH	47.192,04 €	1735	EARN FROM ACCO	2.435,30 €																																																																																																																							
TOTAL SUM PERIOD 1	566.304,42 €	20820	TOTAL FROM CAR	439.233,97 €																																																																																																																							
EARNINGS PER CAR	43.923,40 €		TOTAL FROM ACCO	127.070,45 €																																																																																																																							
EARNINGS PER ACCUMULATOR CONTAINER	8.471,36 €																																																																																																																										
TOTAL INCOME AFTER TAXES	453.043,54 €		TRACK INCOME AFTER TAX	77.113,06 €																																																																																																																							
TOTAL INCOME PER CAR AFTER TAXES	38.652,59 €		TRACK INCOME PER MONTH	6.426,09 €																																																																																																																							
TOTAL INCOME PER ACCUMULATOR CONTAINER AFTER TAXES	7.454,80 €		TRACK INCOME PER CAR	7.711,31 €																																																																																																																							
			-/- PER CAR/MONTH	642,61 €																																																																																																																							
INCOME AFTER TRACK PAYMENT AND TAX	375.930,48 €		ELECTRICITY COSTS	3.381,52 €																																																																																																																							
INCOME AFTER TRACK PAYMENT AND TAX PER MONTH	31.327,54 €		MAINTENANCE COSTS	- €																																																																																																																							
INCOME AFTER TRACK PAYMENT AND TAX PER CAR+ACCU	37.593,05 €		TOTAL COSTS	3.381,52 €																																																																																																																							
INCOME AFTER TRACK PAYMENT AND TAX PER CAR/MONTH	3.132,75 €																																																																																																																										
			TRACK PROFIT	73.731,54 €																																																																																																																							
			TRACK PROFIT PER MONTH	6.144,29 €																																																																																																																							
			TRACK PR PER MONTH/CAR	614,43 €																																																																																																																							
			INCOME AFTER TRACK PAYMENT AND TAX PER CAR	29.157,72 €																																																																																																																							
			INCOME AFTER TRACK PAYMENT AND TAX PER ACCUMULATOR CONTAINER	5.623,55 €																																																																																																																							
			INCOME PER CAR PER MONTH	2.429,81 €																																																																																																																							
			INCOME PER ACCU PER MONTH	468,63 €																																																																																																																							
			CAR DEPRECIATION MONTH	13																																																																																																																							
			ACC DEPRECIATION MONTH	14																																																																																																																							
<table border="1"> <tr> <th colspan="4">TRACK & CAR INFO</th> </tr> <tr> <td></td><td>COST OF 1 CAR</td><td>30.000,00 €</td><td></td> </tr> <tr> <td></td><td>COST OF 1 ACCUMULATOR CONTAINER</td><td>6.500,00 €</td><td></td> </tr> <tr> <th>TO</th><th>TC</th><th>TT</th><th></th> </tr> <tr> <td>M-----</td><td>10</td><td>19</td><td>9</td> </tr> <tr> <td>--WTF--</td><td>10</td><td>19</td><td>9</td> </tr> <tr> <td>-----SS</td><td>10</td><td>19</td><td>9</td> </tr> </table>														TRACK & CAR INFO					COST OF 1 CAR	30.000,00 €			COST OF 1 ACCUMULATOR CONTAINER	6.500,00 €		TO	TC	TT		M-----	10	19	9	--WTF--	10	19	9	-----SS	10	19	9																																																																																		
TRACK & CAR INFO																																																																																																																											
	COST OF 1 CAR	30.000,00 €																																																																																																																									
	COST OF 1 ACCUMULATOR CONTAINER	6.500,00 €																																																																																																																									
TO	TC	TT																																																																																																																									
M-----	10	19	9																																																																																																																								
--WTF--	10	19	9																																																																																																																								
-----SS	10	19	9																																																																																																																								

Maturity 3																																																																																																																											
STRT Y	4	STRT M	10	END Y	5	END M	12	TOTAL M	14	BREAK P	1	STRT M TOT	37	END M	51																																																																																																												
CARS:	10	ACCONT:	15	LENGTH:		FEE PER CAR:	400 €	FEE PER ACC:	60 €	RETURN %:	30,0%	BASE AMOUNT:	2 €	CHARGE PER MINUTE:	1,58 €																																																																																																												
DAY	TYPE	AVLBL DT	<7MINS (AVG:5)	7-12 (AVG 10)	12-16 (AVG 14)	16-22(AVG 19)	>22 (AVG 25)	PROFIT PER DAY	PROFIT TOTAL	users	minutes used	ax minutes possit	C	A																																																																																																													
M-----	1		5	10	14	19	25	598,42 €	598,42 €	22	351	2700	3	4																																																																																																													
--WTF--	3			9	12	8	7	952,04 €	2.856,11 €	35	558	2700	3	4																																																																																																													
-----SS	2		7	18	23	21	18	2.393,69 €	4.787,38 €	88	1404	2700	3	4																																																																																																													
<table border="1"> <tr> <td>FRANCE</td><td>KW COST</td><td>0,1799 €</td> </tr> <tr> <td></td><td>CAR MNTN</td><td>- €</td> </tr> <tr> <td>VAT 20 MONTHS</td><td>CAR WORK</td><td>- €</td> </tr> <tr> <td></td><td>TOTAL WRK</td><td>- €</td> </tr> </table>														FRANCE	KW COST	0,1799 €		CAR MNTN	- €	VAT 20 MONTHS	CAR WORK	- €		TOTAL WRK	- €																																																																																																		
FRANCE	KW COST	0,1799 €																																																																																																																									
	CAR MNTN	- €																																																																																																																									
VAT 20 MONTHS	CAR WORK	- €																																																																																																																									
	TOTAL WRK	- €																																																																																																																									
<table border="1"> <tr> <td>TOTAL SUM PER WEEK</td><td>8.241,90 €</td><td>303</td><td>EARN FROM CARS</td><td>7.547,47 €</td> </tr> <tr> <td>TOTAL SUM PER MONTH</td><td>35.837,56 €</td><td>1317</td><td>EARN FROM ACCO</td><td>694,44 €</td> </tr> <tr> <td>TOTAL SUM PERIOD 1</td><td>501.725,85 €</td><td>18438</td><td>TOTAL FROM CAR</td><td>459.452,08 €</td> </tr> <tr> <td>EARNINGS PER CAR</td><td>45.945,21 €</td><td></td><td>TOTAL FROM ACCO</td><td>42.273,76 €</td> </tr> <tr> <td>EARNINGS PER ACCUMULATOR CONTAINER</td><td>2.818,25 €</td><td></td><td></td><td></td> </tr> <tr> <td>TOTAL INCOME AFTER TAXES</td><td>401.380,68 €</td><td></td><td>TRACK INCOME AFTER TAX</td><td>51.814,20 €</td> </tr> <tr> <td>TOTAL INCOME PER CAR AFTER TAXES</td><td>39.512,88 €</td><td></td><td>TRACK INCOME PER MONTH</td><td>3.701,01 €</td> </tr> <tr> <td>TOTAL INCOME PER ACCUMULATOR CONTAINER AFTER TAXES</td><td>2.423,70 €</td><td></td><td>TRACK INCOME PER CAR</td><td>5.181,42 €</td> </tr> <tr> <td></td><td></td><td></td><td>-/- PER CAR/MONTH</td><td>370,10 €</td> </tr> <tr> <td>INCOME AFTER TRACK PAYMENT AND TAX</td><td>349.566,47 €</td><td></td><td>ELECTRICITY COSTS</td><td>3.945,11 €</td> </tr> <tr> <td>INCOME AFTER TRACK PAYMENT AND TAX PER MONTH</td><td>24.969,03 €</td><td></td><td>MAINTENANCE COSTS</td><td>- €</td> </tr> <tr> <td>INCOME AFTER TRACK PAYMENT AND TAX PER CAR+ACCU</td><td>34.956,65 €</td><td></td><td>TOTAL COSTS</td><td>3.945,11 €</td> </tr> <tr> <td>INCOME AFTER TRACK PAYMENT AND TAX PER CAR/MONTH</td><td>2.496,90 €</td><td></td><td></td><td></td> </tr> <tr> <td></td><td></td><td></td><td>TRACK PROFIT</td><td>47.869,09 €</td> </tr> <tr> <td></td><td></td><td></td><td>TRACK PROFIT PER MONTH</td><td>3.419,22 €</td> </tr> <tr> <td></td><td></td><td></td><td>TRACK PR PER MONTH/CAR</td><td>341,92 €</td> </tr> <tr> <td></td><td></td><td></td><td>INCOME AFTER TRACK PAYMENT AND TAX PER CAR</td><td>32.011,32 €</td> </tr> <tr> <td></td><td></td><td></td><td>INCOME AFTER TRACK PAYMENT AND TAX PER ACCUMULATOR CONTAINER</td><td>1.963,55 €</td> </tr> <tr> <td></td><td></td><td></td><td>INCOME PER CAR PER MONTH</td><td>2.286,52 €</td> </tr> <tr> <td></td><td></td><td></td><td>INCOME PER ACCU PER MONTH</td><td>140,25 €</td> </tr> <tr> <td></td><td></td><td></td><td>CAR DEPRECIATION MONTH</td><td>14</td> </tr> <tr> <td></td><td></td><td></td><td>ACC DEPRECIATION MONTH</td><td>47</td> </tr> </table>														TOTAL SUM PER WEEK	8.241,90 €	303	EARN FROM CARS	7.547,47 €	TOTAL SUM PER MONTH	35.837,56 €	1317	EARN FROM ACCO	694,44 €	TOTAL SUM PERIOD 1	501.725,85 €	18438	TOTAL FROM CAR	459.452,08 €	EARNINGS PER CAR	45.945,21 €		TOTAL FROM ACCO	42.273,76 €	EARNINGS PER ACCUMULATOR CONTAINER	2.818,25 €				TOTAL INCOME AFTER TAXES	401.380,68 €		TRACK INCOME AFTER TAX	51.814,20 €	TOTAL INCOME PER CAR AFTER TAXES	39.512,88 €		TRACK INCOME PER MONTH	3.701,01 €	TOTAL INCOME PER ACCUMULATOR CONTAINER AFTER TAXES	2.423,70 €		TRACK INCOME PER CAR	5.181,42 €				-/- PER CAR/MONTH	370,10 €	INCOME AFTER TRACK PAYMENT AND TAX	349.566,47 €		ELECTRICITY COSTS	3.945,11 €	INCOME AFTER TRACK PAYMENT AND TAX PER MONTH	24.969,03 €		MAINTENANCE COSTS	- €	INCOME AFTER TRACK PAYMENT AND TAX PER CAR+ACCU	34.956,65 €		TOTAL COSTS	3.945,11 €	INCOME AFTER TRACK PAYMENT AND TAX PER CAR/MONTH	2.496,90 €							TRACK PROFIT	47.869,09 €				TRACK PROFIT PER MONTH	3.419,22 €				TRACK PR PER MONTH/CAR	341,92 €				INCOME AFTER TRACK PAYMENT AND TAX PER CAR	32.011,32 €				INCOME AFTER TRACK PAYMENT AND TAX PER ACCUMULATOR CONTAINER	1.963,55 €				INCOME PER CAR PER MONTH	2.286,52 €				INCOME PER ACCU PER MONTH	140,25 €				CAR DEPRECIATION MONTH	14				ACC DEPRECIATION MONTH	47
TOTAL SUM PER WEEK	8.241,90 €	303	EARN FROM CARS	7.547,47 €																																																																																																																							
TOTAL SUM PER MONTH	35.837,56 €	1317	EARN FROM ACCO	694,44 €																																																																																																																							
TOTAL SUM PERIOD 1	501.725,85 €	18438	TOTAL FROM CAR	459.452,08 €																																																																																																																							
EARNINGS PER CAR	45.945,21 €		TOTAL FROM ACCO	42.273,76 €																																																																																																																							
EARNINGS PER ACCUMULATOR CONTAINER	2.818,25 €																																																																																																																										
TOTAL INCOME AFTER TAXES	401.380,68 €		TRACK INCOME AFTER TAX	51.814,20 €																																																																																																																							
TOTAL INCOME PER CAR AFTER TAXES	39.512,88 €		TRACK INCOME PER MONTH	3.701,01 €																																																																																																																							
TOTAL INCOME PER ACCUMULATOR CONTAINER AFTER TAXES	2.423,70 €		TRACK INCOME PER CAR	5.181,42 €																																																																																																																							
			-/- PER CAR/MONTH	370,10 €																																																																																																																							
INCOME AFTER TRACK PAYMENT AND TAX	349.566,47 €		ELECTRICITY COSTS	3.945,11 €																																																																																																																							
INCOME AFTER TRACK PAYMENT AND TAX PER MONTH	24.969,03 €		MAINTENANCE COSTS	- €																																																																																																																							
INCOME AFTER TRACK PAYMENT AND TAX PER CAR+ACCU	34.956,65 €		TOTAL COSTS	3.945,11 €																																																																																																																							
INCOME AFTER TRACK PAYMENT AND TAX PER CAR/MONTH	2.496,90 €																																																																																																																										
			TRACK PROFIT	47.869,09 €																																																																																																																							
			TRACK PROFIT PER MONTH	3.419,22 €																																																																																																																							
			TRACK PR PER MONTH/CAR	341,92 €																																																																																																																							
			INCOME AFTER TRACK PAYMENT AND TAX PER CAR	32.011,32 €																																																																																																																							
			INCOME AFTER TRACK PAYMENT AND TAX PER ACCUMULATOR CONTAINER	1.963,55 €																																																																																																																							
			INCOME PER CAR PER MONTH	2.286,52 €																																																																																																																							
			INCOME PER ACCU PER MONTH	140,25 €																																																																																																																							
			CAR DEPRECIATION MONTH	14																																																																																																																							
			ACC DEPRECIATION MONTH	47																																																																																																																							
<table border="1"> <tr> <th colspan="4">TRACK & CAR INFO</th> </tr> <tr> <td></td><td>COST OF 1 CAR</td><td>30.000,00 €</td><td></td> </tr> <tr> <td></td><td>COST OF 1 ACCUMULATOR CONTAINER</td><td>6.500,00 €</td><td></td> </tr> <tr> <th>TO</th><th>TC</th><th>TT</th><th></th> </tr> <tr> <td>M-----</td><td>10</td><td>19</td><td>9</td> </tr> <tr> <td>--WTF--</td><td>10</td><td>19</td><td>9</td> </tr> <tr> <td>-----SS</td><td>10</td><td>19</td><td>9</td> </tr> </table>														TRACK & CAR INFO					COST OF 1 CAR	30.000,00 €			COST OF 1 ACCUMULATOR CONTAINER	6.500,00 €		TO	TC	TT		M-----	10	19	9	--WTF--	10	19	9	-----SS	10	19	9																																																																																		
TRACK & CAR INFO																																																																																																																											
	COST OF 1 CAR	30.000,00 €																																																																																																																									
	COST OF 1 ACCUMULATOR CONTAINER	6.500,00 €																																																																																																																									
TO	TC	TT																																																																																																																									
M-----	10	19	9																																																																																																																								
--WTF--	10	19	9																																																																																																																								
-----SS	10	19	9																																																																																																																								

END PHASE																																																																																																																																																																																																																																																																																																																																								
STRT Y	5	STRT M	12	END Y	6	END M	9	TOTAL M	9	BREAK P	1	STRT M TOT	51	END M	60																																																																																																																																																																																																																																																																																																																									
CARS:	10	ACCONT:	15	LENGTH:		FEE PER CAR:	400 €	FEE PER ACC:	60 €	RETURN %:	30,0%	BASE AMOUNT:	2 €	CHARGE PER MINUTE:	1,58 €																																																																																																																																																																																																																																																																																																																									
DAY	TYPE	AVLBL DT	<7MINS (AVG:5)	7-12 (AVG 10)	12-16 (AVG 14)	16-22(AVG 19)	>22 (AVG 25)	PROFIT PER DAY	PROFIT TOTAL	users	minutes used	ax minutes possib	C	A																																																																																																																																																																																																																																																																																																																										
M-----		1	5	10	14	19	25	435,22 €	435,22 €	16	255	2700	3	4																																																																																																																																																																																																																																																																																																																										
--WTF--		3	2	5	7	6	5	707,23 €	2.121,68 €	26	415	2700	3	4																																																																																																																																																																																																																																																																																																																										
----SS		2	5	13	16	15	13	1.686,46 €	3.372,92 €	62	989	2700	3	4																																																																																																																																																																																																																																																																																																																										
<table border="1" style="width:100%; border-collapse: collapse;"> <tr> <td style="width:15%;">KW COST</td><td style="width:15%;">0,1799 €</td><td style="width:15%;"></td><td style="width:15%;"></td><td style="width:15%;"></td><td style="width:15%;"></td><td style="width:15%;"></td><td style="width:15%;"></td><td style="width:15%;"></td><td style="width:15%;"></td><td style="width:15%;"></td><td style="width:15%;"></td><td style="width:15%;"></td><td style="width:15%;"></td><td style="width:15%;"></td> </tr> <tr> <td>CAR MNTN</td><td>- €</td><td></td><td></td><td></td><td></td><td></td><td></td><td></td><td>TOTAL SUM PER WEEK</td><td>5.929,82 €</td><td>218</td><td>EARN FROM CARS</td><td>5.929,82 €</td><td></td> </tr> <tr> <td>CAR WORK</td><td>- €</td><td></td><td></td><td></td><td></td><td></td><td></td><td></td><td>TOTAL SUM PER MONTH</td><td>25.784,12 €</td><td>948</td><td>EARN FROM ACCO</td><td>- €</td><td></td> </tr> <tr> <td>TOTAL WRK</td><td>- €</td><td></td><td></td><td></td><td></td><td></td><td></td><td></td><td>TOTAL SUM PERIOD 1</td><td>232.057,07 €</td><td>8532</td><td>TOTAL FROM CAR</td><td>232.057,07 €</td><td></td> </tr> <tr> <td></td><td></td><td></td><td></td><td></td><td></td><td></td><td></td><td></td><td>EARNINGS PER CAR</td><td>23.205,71 €</td><td></td><td>TOTAL FROM ACCO</td><td>- €</td><td></td> </tr> <tr> <td></td><td></td><td></td><td></td><td></td><td></td><td></td><td></td><td></td><td>EARNINGS PER ACCUMULATOR CONTAINER</td><td>- €</td><td></td><td></td><td></td><td></td> </tr> <tr> <td></td><td></td><td></td><td></td><td></td><td></td><td></td><td></td><td></td><td>TOTAL INCOME AFTER TAXES</td><td>185.645,66 €</td><td></td><td>TRACK INCOME AFTER TAX</td><td>11.593,70 €</td><td></td> </tr> <tr> <td></td><td></td><td></td><td></td><td></td><td></td><td></td><td></td><td></td><td>TOTAL INCOME PER CAR AFTER TAXES</td><td>21.117,19 €</td><td></td><td>TRACK INCOME PER MONTH</td><td>1.288,19 €</td><td></td> </tr> <tr> <td></td><td></td><td></td><td></td><td></td><td></td><td></td><td></td><td></td><td>TOTAL INCOME PER ACCUMULATOR CONTAINER AFTER TAXES</td><td>- €</td><td></td><td>TRACK INCOME PER CAR</td><td>1.159,37 €</td><td></td> </tr> <tr> <td></td><td></td><td></td><td></td><td></td><td></td><td></td><td></td><td></td><td></td><td></td><td></td><td>-/- PER CAR/MONTH</td><td>128,82 €</td><td></td> </tr> <tr> <td></td><td></td><td></td><td></td><td></td><td></td><td></td><td></td><td></td><td>INCOME AFTER TRACK PAYMENT AND TAX</td><td>174.051,96 €</td><td></td><td>ELECTRICITY COSTS</td><td>2.536,14 €</td><td></td> </tr> <tr> <td></td><td></td><td></td><td></td><td></td><td></td><td></td><td></td><td></td><td>INCOME AFTER TRACK PAYMENT AND TAX PER MONTH</td><td>19.339,11 €</td><td></td><td>MAINTENANCE COSTS</td><td>- €</td><td></td> </tr> <tr> <td></td><td></td><td></td><td></td><td></td><td></td><td></td><td></td><td></td><td>INCOME AFTER TRACK PAYMENT AND TAX PER CAR+ACCU</td><td>17.405,20 €</td><td></td><td>TOTAL COSTS</td><td>2.536,14 €</td><td></td> </tr> <tr> <td></td><td></td><td></td><td></td><td></td><td></td><td></td><td></td><td></td><td>INCOME AFTER TRACK PAYMENT AND TAX PER CAR/MONTH</td><td>1.933,91 €</td><td></td><td></td><td></td><td></td> </tr> <tr> <td></td><td></td><td></td><td></td><td></td><td></td><td></td><td></td><td></td><td></td><td></td><td></td><td>TRACK PROFIT</td><td>9.057,56 €</td><td></td> </tr> <tr> <td></td><td></td><td></td><td></td><td></td><td></td><td></td><td></td><td></td><td></td><td></td><td></td><td>TRACK PROFIT PER MONTH</td><td>1.006,40 €</td><td></td> </tr> <tr> <td></td><td></td><td></td><td></td><td></td><td></td><td></td><td></td><td></td><td></td><td></td><td></td><td>TRACK PR PER MONTH/CAR</td><td>100,64 €</td><td></td> </tr> <tr> <td></td><td></td><td></td><td></td><td></td><td></td><td></td><td></td><td></td><td>INCOME AFTER TRACK PAYMENT AND TAX PER CAR</td><td>17.405,20 €</td><td></td><td>CAR DEPRECIATION MONTH</td><td>16</td><td></td> </tr> <tr> <td></td><td></td><td></td><td></td><td></td><td></td><td></td><td></td><td></td><td>INCOME AFTER TRACK PAYMENT AND TAX PER ACCUMULATOR CONTAINER</td><td>- €</td><td></td><td>ACC DEPRECIATION MONTH</td><td>#ΔIAIP./0!</td><td></td> </tr> <tr> <td></td><td></td><td></td><td></td><td></td><td></td><td></td><td></td><td></td><td>INCOME PER CAR PER MONTH</td><td>1.933,91 €</td><td></td><td></td><td></td><td></td> </tr> <tr> <td></td><td></td><td></td><td></td><td></td><td></td><td></td><td></td><td></td><td>INCOME PER ACCU PER MONTH</td><td>- €</td><td></td><td></td><td></td><td></td> </tr> </table>														KW COST	0,1799 €														CAR MNTN	- €								TOTAL SUM PER WEEK	5.929,82 €	218	EARN FROM CARS	5.929,82 €		CAR WORK	- €								TOTAL SUM PER MONTH	25.784,12 €	948	EARN FROM ACCO	- €		TOTAL WRK	- €								TOTAL SUM PERIOD 1	232.057,07 €	8532	TOTAL FROM CAR	232.057,07 €											EARNINGS PER CAR	23.205,71 €		TOTAL FROM ACCO	- €											EARNINGS PER ACCUMULATOR CONTAINER	- €														TOTAL INCOME AFTER TAXES	185.645,66 €		TRACK INCOME AFTER TAX	11.593,70 €											TOTAL INCOME PER CAR AFTER TAXES	21.117,19 €		TRACK INCOME PER MONTH	1.288,19 €											TOTAL INCOME PER ACCUMULATOR CONTAINER AFTER TAXES	- €		TRACK INCOME PER CAR	1.159,37 €														-/- PER CAR/MONTH	128,82 €											INCOME AFTER TRACK PAYMENT AND TAX	174.051,96 €		ELECTRICITY COSTS	2.536,14 €											INCOME AFTER TRACK PAYMENT AND TAX PER MONTH	19.339,11 €		MAINTENANCE COSTS	- €											INCOME AFTER TRACK PAYMENT AND TAX PER CAR+ACCU	17.405,20 €		TOTAL COSTS	2.536,14 €											INCOME AFTER TRACK PAYMENT AND TAX PER CAR/MONTH	1.933,91 €																	TRACK PROFIT	9.057,56 €														TRACK PROFIT PER MONTH	1.006,40 €														TRACK PR PER MONTH/CAR	100,64 €											INCOME AFTER TRACK PAYMENT AND TAX PER CAR	17.405,20 €		CAR DEPRECIATION MONTH	16											INCOME AFTER TRACK PAYMENT AND TAX PER ACCUMULATOR CONTAINER	- €		ACC DEPRECIATION MONTH	#ΔIAIP./0!											INCOME PER CAR PER MONTH	1.933,91 €														INCOME PER ACCU PER MONTH	- €				
KW COST	0,1799 €																																																																																																																																																																																																																																																																																																																																							
CAR MNTN	- €								TOTAL SUM PER WEEK	5.929,82 €	218	EARN FROM CARS	5.929,82 €																																																																																																																																																																																																																																																																																																																											
CAR WORK	- €								TOTAL SUM PER MONTH	25.784,12 €	948	EARN FROM ACCO	- €																																																																																																																																																																																																																																																																																																																											
TOTAL WRK	- €								TOTAL SUM PERIOD 1	232.057,07 €	8532	TOTAL FROM CAR	232.057,07 €																																																																																																																																																																																																																																																																																																																											
									EARNINGS PER CAR	23.205,71 €		TOTAL FROM ACCO	- €																																																																																																																																																																																																																																																																																																																											
									EARNINGS PER ACCUMULATOR CONTAINER	- €																																																																																																																																																																																																																																																																																																																														
									TOTAL INCOME AFTER TAXES	185.645,66 €		TRACK INCOME AFTER TAX	11.593,70 €																																																																																																																																																																																																																																																																																																																											
									TOTAL INCOME PER CAR AFTER TAXES	21.117,19 €		TRACK INCOME PER MONTH	1.288,19 €																																																																																																																																																																																																																																																																																																																											
									TOTAL INCOME PER ACCUMULATOR CONTAINER AFTER TAXES	- €		TRACK INCOME PER CAR	1.159,37 €																																																																																																																																																																																																																																																																																																																											
												-/- PER CAR/MONTH	128,82 €																																																																																																																																																																																																																																																																																																																											
									INCOME AFTER TRACK PAYMENT AND TAX	174.051,96 €		ELECTRICITY COSTS	2.536,14 €																																																																																																																																																																																																																																																																																																																											
									INCOME AFTER TRACK PAYMENT AND TAX PER MONTH	19.339,11 €		MAINTENANCE COSTS	- €																																																																																																																																																																																																																																																																																																																											
									INCOME AFTER TRACK PAYMENT AND TAX PER CAR+ACCU	17.405,20 €		TOTAL COSTS	2.536,14 €																																																																																																																																																																																																																																																																																																																											
									INCOME AFTER TRACK PAYMENT AND TAX PER CAR/MONTH	1.933,91 €																																																																																																																																																																																																																																																																																																																														
												TRACK PROFIT	9.057,56 €																																																																																																																																																																																																																																																																																																																											
												TRACK PROFIT PER MONTH	1.006,40 €																																																																																																																																																																																																																																																																																																																											
												TRACK PR PER MONTH/CAR	100,64 €																																																																																																																																																																																																																																																																																																																											
									INCOME AFTER TRACK PAYMENT AND TAX PER CAR	17.405,20 €		CAR DEPRECIATION MONTH	16																																																																																																																																																																																																																																																																																																																											
									INCOME AFTER TRACK PAYMENT AND TAX PER ACCUMULATOR CONTAINER	- €		ACC DEPRECIATION MONTH	#ΔIAIP./0!																																																																																																																																																																																																																																																																																																																											
									INCOME PER CAR PER MONTH	1.933,91 €																																																																																																																																																																																																																																																																																																																														
									INCOME PER ACCU PER MONTH	- €																																																																																																																																																																																																																																																																																																																														
<table border="1" style="width:100%; border-collapse: collapse;"> <tr> <th colspan="4">TRACK & CAR INFO</th> </tr> <tr> <td></td><td></td><td></td><td></td><td>COST OF 1 CAR</td><td>30.000,00 €</td> </tr> <tr> <td></td><td></td><td></td><td></td><td>COST OF 1 ACCUMULATOR CONTAINER</td><td>6.500,00 €</td> </tr> <tr> <th>TO</th><th>TC</th><th>TT</th><td></td><td></td><td></td> </tr> <tr> <td>M-----</td><td>10</td><td>19</td><td>9</td><td></td><td></td> </tr> <tr> <td>--WTF--</td><td>10</td><td>19</td><td>9</td><td></td><td></td> </tr> <tr> <td>----SS</td><td>10</td><td>19</td><td>9</td><td></td><td></td> </tr> </table>														TRACK & CAR INFO								COST OF 1 CAR	30.000,00 €					COST OF 1 ACCUMULATOR CONTAINER	6.500,00 €	TO	TC	TT				M-----	10	19	9			--WTF--	10	19	9			----SS	10	19	9																																																																																																																																																																																																																																																																																					
TRACK & CAR INFO																																																																																																																																																																																																																																																																																																																																								
				COST OF 1 CAR	30.000,00 €																																																																																																																																																																																																																																																																																																																																			
				COST OF 1 ACCUMULATOR CONTAINER	6.500,00 €																																																																																																																																																																																																																																																																																																																																			
TO	TC	TT																																																																																																																																																																																																																																																																																																																																						
M-----	10	19	9																																																																																																																																																																																																																																																																																																																																					
--WTF--	10	19	9																																																																																																																																																																																																																																																																																																																																					
----SS	10	19	9																																																																																																																																																																																																																																																																																																																																					
<table border="1" style="width:100%; border-collapse: collapse;"> <tr> <td style="width:15%;">FRANCE</td><td style="width:15%;">20 MONTHS</td><td style="width:15%;">9</td><td style="width:15%;"></td><td style="width:15%;"></td><td style="width:15%;"></td><td style="width:15%;"></td><td style="width:15%;"></td><td style="width:15%;"></td><td style="width:15%;"></td><td style="width:15%;"></td><td style="width:15%;"></td><td style="width:15%;"></td><td style="width:15%;"></td><td style="width:15%;"></td> </tr> </table>														FRANCE	20 MONTHS	9																																																																																																																																																																																																																																																																																																																								
FRANCE	20 MONTHS	9																																																																																																																																																																																																																																																																																																																																						

GENK KART CIRCUIT

TOTAL																												
PHASES	INTRO	2	GROW 1	2	GROW 2	4	GROW 3	5	MAT 1	12	MAT 2	12	MAT 3	12	MAT 4	12	END PHASE	11										
MONTHS	TOTAL INCOME	STRT Y	STRT M	END Y	END M	RETURN %	INCOME AFTER TAX	TRACK PROFIT	INCOME AFTER TAX	INCOME PER CAR	INCOME PER ACCUMULATOR	PROFIT	RACES	RACES/MONTH	CARS	ACCU	BREAK											
I	2	28.386,19 €	1 11	2 1		30,0%	22.708,95 €	1.052,59 €	20.736,26 €	4.147,25 €	- €	20.736,26 €	1044	522	5	7	0											
G1	2	51.568,24 €	2 1	2 3		30,0%	41.254,59 €	6.616,28 €	33.718,21 €	5.358,88 €	989,12 €	33.718,21 €	1896	948	5	7	0											
G2	4	133.415,08 €	2 3	2 7		30,0%	106.732,06 €	16.819,42 €	88.072,44 €	9.964,11 €	2.035,97 €	88.072,44 €	4904	1226	7	9	0											
G3	5	193.972,27 €	2 7	2 12		30,0%	155.177,82 €	20.053,10 €	132.824,47 €	11.438,71 €	1.316,96 €	132.824,47 €	7130	1426	10	14	0											
M1	12	617.399,56 €	2 12	3 12		30,0%	493.919,65 €	84.575,31 €	403.823,75 €	29.286,06 €	7.925,94 €	403.823,75 €	22692	1891	10	14	1											
M2	12	569.143,04 €	3 12	4 12		30,0%	455.314,43 €	72.993,74 €	376.800,10 €	28.515,61 €	6.546,00 €	376.800,10 €	20928	1744	10	14	1											
M3	12	428.631,42 €	4 12	5 12		30,0%	342.905,13 €	39.270,96 €	298.113,59 €	26.896,38 €	2.082,13 €	298.113,59 €	15756	1313	10	14	1											
E	11	323.957,35 €	5 12	6 11		30,0%	259.165,88 €	19.449,23 €	234.656,12 €	23.465,61 €	- €	234.656,12 €	11913	1083	10	14	1											
T	60	2.346.473,14 €		2.022.515,79 €			1.877.178,51 €	260.830,63 €	1.588.744,96 €	139.072,6 €	20.896,10 €	1.588.744,96 €	86263	1269														
MONTHLY										YEARLY																		
MONTHS	TOTAL INCOME	TRACK PROFIT	AFTER VAT & TRACK PAYMENT	INCOME PER CAR	INCOME PER ACCUMULATOR	PROFIT PER MONTH	RACES	TOTAL INCOME	TRACK PROFIT	INCOME AFTER TAX&TRACK	INCOME PER CAR	INCOME PER ACCUMULATOR	PROFIT	RACES														
0	1	14.193,09 €	526,29 €	10.368,13 €	2.073,63 €	- €	10.368,13 €	522	14.193,09 €	526,29 €	10.368,13 €	2.073,63 €	- €	10.368,13 €	522													
2	12	32.762,39 €	3.667,92 €	22.081,94 €	2.402,94 €	361,84 €	22.081,94 €	1.204	393.148,68 €	44.015,10 €	264.983,26 €	28.835,32 €	4.342,04 €	264.983,26 €	14.452													
3	12	51.449,96 €	7.047,94 €	33.651,98 €	2.440,51 €	660,49 €	33.651,98 €	1.891	617.399,56 €	84.575,31 €	403.823,75 €	29.286,06 €	7.925,94 €	403.823,75 €	22.692													
4	12	47.428,59 €	6.082,81 €	31.400,01 €	2.376,30 €	545,50 €	31.400,01 €	1.744	569.143,04 €	72.993,74 €	376.800,10 €	28.515,61 €	6.546,00 €	376.800,10 €	20.928													
5	12	35.719,28 €	3.272,58 €	24.842,80 €	2.241,37 €	173,51 €	24.842,80 €	1.313	428.631,42 €	39.270,96 €	298.113,59 €	26.896,38 €	2.082,13 €	298.113,59 €	15.756													
6	11	29.450,67 €	1.768,11 €	21.332,37 €	2.133,24 €	- €	21.332,37 €	1.083	323.957,35 €	19.449,23 €	234.656,12 €	23.465,61 €	- €	234.656,12 €	11.913													
7	60								2.346.473,14 €	260.830,63 €	1.588.744,96 €	139.072,61 €	20.896,10 €	1.588.744,96 €	86.263													
INTRODUCTION PHASE																												
STRT Y	1	STRT M	11	END Y	2	END M	1	TOTAL M	2	BREAK P	0	STRT M TOT	0	END M	2													
CARS:	5	ACCONT:	7	FEE PER CAR:	400 €	FEE PER ACC:	60 €	RETURN %:	30,0%	BASE AMOUNT:	2 €	CHARGE PER MINUTE	1,58 €															
DAY	TYPE	<7MINS (AVG:5)	7-12 (AVG 10)	12-16 (AVG 14)	16-22 (AVG 19)	>22 (AVG 25)	PROFIT PER DAY	PROFIT TOTAL	users	minutes used	max minutes possible	C	A															
M-----	1	1	3	3	3	3	326,41 €	326,41 €	12	191	1290	3	4															
--WTF--	3	1	3	4	4	3	435,22 €	1.305,65 €	16	255	1290	3	4															
-----SS	2	2	6	8	7	6	816,03 €	1.632,06 €	30	479	1290	3	4															
<table border="1"> <tr> <td>KW COST</td> <td>0,2937 €</td> </tr> <tr> <td>CAR MNTN</td> <td>- €</td> </tr> <tr> <td>CAR WORK</td> <td>- €</td> </tr> <tr> <td>TOTAL WRK</td> <td>- €</td> </tr> </table>										KW COST	0,2937 €	CAR MNTN	- €	CAR WORK	- €	TOTAL WRK	- €	TOTAL SUM PER WEEK		3.264,12 €	120	EARN FROM CARS	3.264,12 €					
KW COST	0,2937 €																											
CAR MNTN	- €																											
CAR WORK	- €																											
TOTAL WRK	- €																											
TOTAL SUM PER MONTH										14.193,09 €	522	EARN FROM ACCO	- €															
TOTAL SUM PERIOD 1										28.386,19 €	1044	TOTAL FROM CAR	28.386,19 €															
										5.677,24 €		TOTAL FROM ACCO	- €															
										- €																		
EARNINGS PER CAR										5,677,24 €																		
EARNINGS PER ACCUMULATOR CONTAINER										- €																		
TOTAL INCOME AFTER TAXES										22.708,95 €	TRACK INCOME AFTER TAX		1.972,68 €															
TOTAL INCOME PER CAR AFTER TAXES										5.563,69 €	TRACK INCOME PER MONTH		986,34 €															
TOTAL INCOME PER ACCUMULATOR CONTAINER AFTER TAXES										- €	TRACK INCOME PER CAR		394,54 €															
											-/- PER CAR/MONTH		197,27 €															
INCOME AFTER TRACK PAYMENT AND TAX										20.736,26 €	ELECTRICITY COSTS		920,10 €															
INCOME AFTER TRACK PAYMENT AND TAX PER MONTH										10.368,13 €	MAINTENANCE COSTS		- €															
INCOME AFTER TRACK PAYMENT AND TAX PER CAR+ACCU										4.147,25 €	TOTAL COSTS		920,10 €															
INCOME AFTER TRACK PAYMENT AND TAX PER CAR/MONTH										2.073,63 €																		
TRACK & CAR INFO										COST OF 1 CAR		30.000,00 €																
										COST OF 1 ACCUMULATOR CONTAINER		6.500,00 €																
										TO		TC	TT															
M-----	10	19	9																									
--WTF--	10	19	9																									
-----SS	10	19	9																									
INCOME AFTER TRACK PAYMENT AND TAX PER CAR										4.147,25 €																		
INCOME AFTER TRACK PAYMENT AND TAX PER ACCUMULATOR CONTAINER										- €																		
INCOME PER CAR PER MONTH										2.073,63 €	CAR DEPRECIATION MONTH		15															
INCOME PER ACCU PER MONTH										- €	ACC DEPRECIATION MONTH		#ΔIAIP./O!															

GROWTH PHASE 1															
STRT Y	2	STRT M	1	END Y	2	END M	3	TOTAL M	2	BREAK P	0	STRT M TOT	2	END M	4
CARS:	5	ACCONT:	7	LENGTH:	1,25	FEE PER CAR:	400 €	FEE PER ACC:	60 €	RETURN %:	30,0%	BASE AMOUNT:	2 €	CHARGE PER MINUTE:	1,58 €
DAY	TYPE	AVLBL DT	<7MINS (AVG:5)	7-12 (AVG 10)	12-16 (AVG 14)	16-22(AVG 19)	>22 (AVG 25)	PROFIT PER DAY	PROFIT TOTAL	users	minutes used	ax minutes possit	C	A	
M-----	1	1	1	3	4	4	3	380,81 €	380,81 €	14	223	1290	3	4	
--WTF--	3	2	2	6	7	7	6	761,63 €	2.284,88 €	28	447	1290	3	4	
-----SS	2	5	13	16	14	14	13	1.632,06 €	3.264,12 €	60	957	1290	3	4	
VAT		BELGIUM	20 MONTHS	2	KW COST		0,2937 €	TOTAL SUM PER WEEK		5.929,82 €	218	EARN FROM CARS	4.712,17 €		
					CAR MNTN		- €	TOTAL SUM PER MONTH		25.784,12 €	948	EARN FROM ACCO	1.217,65 €		
					CAR WORK		- €	TOTAL SUM PERIOD 1		51.568,24 €	1896	TOTAL FROM CAR	40.979,03 €		
					TOTAL WRK		- €	EARNINGS PER CAR		8.195,81 €		TOTAL FROM ACCO	10.589,20 €		
								EARNINGS PER ACCUMULATOR CONTAINER		1.512,74 €					
								TOTAL INCOME AFTER TAXES		41.254,59 €		TRACK INCOME AFTER TAX	7.536,38 €		
								TOTAL INCOME PER CAR AFTER TAXES		8.031,89 €		TRACK INCOME PER MONTH	3.768,19 €		
								TOTAL INCOME PER ACCUMULATOR CONTAINER AFTER TAXES		1.482,49 €		TRACK INCOME PER CAR	1.507,28 €		
												-/- PER CAR/MONTH	753,64 €		
								INCOME AFTER TRACK PAYMENT AND TAX		33.718,21 €		ELECTRICITY COSTS	920,10 €		
								INCOME AFTER TRACK PAYMENT AND TAX PER MONTH		16.859,11 €		MAINTENANCE COSTS	- €		
								INCOME AFTER TRACK PAYMENT AND TAX PER CAR+ACCU		6.743,64 €		TOTAL COSTS	920,10 €		
								INCOME AFTER TRACK PAYMENT AND TAX PER CAR/MONTH		3.371,82 €					
												TRACK PROFIT	6.616,28 €		
												TRACK PROFIT PER MONTH	3.308,14 €		
												TRACK PR PER MONTH/CAR	661,63 €		
								INCOME AFTER TRACK PAYMENT AND TAX PER CAR		5.358,88 €					
								INCOME AFTER TRACK PAYMENT AND TAX PER ACCUMULATOR CONTAINER		989,12 €					
								INCOME PER CAR PER MONTH		2.679,44 €		CAR DEPRECIATION MONTH	12		
								INCOME PER ACCU PER MONTH		494,56 €		ACC DEPRECIATION MONTH	14		
GROWTH PHASE 2															
STRT Y	2	STRT M	3	END Y	2	END M	7	TOTAL M	4	BREAK P	0	STRT M TOT	4	END M	8
CARS:	7	ACCONT:	9	LENGTH:	1,25	FEE PER CAR:	400 €	FEE PER ACC:	60 €	RETURN %:	30,0%	BASE AMOUNT:	2 €	CHARGE PER MINUTE:	1,58 €
DAY	TYPE	AVLBL DT	<7MINS (AVG:5)	7-12 (AVG 10)	12-16 (AVG 14)	16-22(AVG 19)	>22 (AVG 25)	PROFIT PER DAY	PROFIT TOTAL	users	minutes used	ax minutes possit	C	A	
M-----	1	1	1	3	4	4	3	435,22 €	435,22 €	16	255	1710	3	4	
--WTF--	3	3	3	7	9	8	7	924,83 €	2.774,50 €	34	542	1710	3	4	
-----SS	2	7	7	17	21	20	17	2.230,48 €	4.460,96 €	82	1308	1710	3	4	
VAT		BELGIUM	20 MONTHS	4	KW COST		0,2937 €	TOTAL SUM PER WEEK		7.670,68 €	282	EARN FROM CARS	6.074,78 €		
					CAR MNTN		- €	TOTAL SUM PER MONTH		33.353,77 €	1226	EARN FROM ACCO	1.595,91 €		
					CAR WORK		- €	TOTAL SUM PERIOD 1		133.415,08 €	4904	TOTAL FROM CAR	105.657,72 €		
					TOTAL WRK		- €	EARNINGS PER CAR		15.093,96 €		TOTAL FROM ACCO	27.757,36 €		
								EARNINGS PER ACCUMULATOR CONTAINER		3.084,15 €					
								TOTAL INCOME AFTER TAXES		106.732,06 €		TRACK INCOME AFTER TAX	18.659,62 €		
								TOTAL INCOME PER CAR AFTER TAXES		14.490,20 €		TRACK INCOME PER MONTH	4.664,90 €		
								TOTAL INCOME PER ACCUMULATOR CONTAINER AFTER TAXES		2.960,79 €		TRACK INCOME PER CAR	2.665,66 €		
												-/- PER CAR/MONTH	666,41 €		
								INCOME AFTER TRACK PAYMENT AND TAX		88.072,44 €		ELECTRICITY COSTS	1.840,19 €		
								INCOME AFTER TRACK PAYMENT AND TAX PER MONTH		22.018,11 €		MAINTENANCE COSTS	- €		
								INCOME AFTER TRACK PAYMENT AND TAX PER CAR+ACCU		12.581,78 €		TOTAL COSTS	1.840,19 €		
								INCOME AFTER TRACK PAYMENT AND TAX PER CAR/MONTH		3.145,44 €					
												TRACK PROFIT	16.819,42 €		
												TRACK PROFIT PER MONTH	4.204,86 €		
												TRACK PR PER MONTH/CAR	600,69 €		
								INCOME AFTER TRACK PAYMENT AND TAX PER CAR		9.964,11 €					
								INCOME AFTER TRACK PAYMENT AND TAX PER ACCUMULATOR CONTAINER		2.035,97 €					
								INCOME PER CAR PER MONTH		2.491,03 €		CAR DEPRECIATION MONTH	13		
								INCOME PER ACCU PER MONTH		508,99 €		ACC DEPRECIATION MONTH	13		

Maturity 2																																																																																																																																					
STRT Y	3	STRT M	12	END Y	4	END M	12	TOTAL M	12	BREAK P	1	STRT M TOT	25	END M	37																																																																																																																						
CARS:	10	ACCONT:	14	LENGTH:	1,25	FEE PER CAR:	400 €	FEE PER ACC:	60 €	RETURN %:	30,0%	BASE AMOUNT:	2 €	CHARGE PER MINUTE:	1,58 €																																																																																																																						
DAY	TYPE	AVLBL DT	<7MINS (AVG:5)	7-12 (AVG 10)	12-16 (AVG 14)	16-22(AVG 19)	>22 (AVG 25)	PROFIT PER DAY	PROFIT TOTAL	users	minutes used	ax minutes possit	C	A																																																																																																																							
M-----	1		5	10	14	19	25	571,22 €	571,22 €	21	335	2580		4																																																																																																																							
--WTF--	3			4	9	11	11	1.196,84 €	3.590,53 €	44	702	2580	3	4																																																																																																																							
-----SS	2			10	26	32	30	3.372,92 €	6.745,85 €	124	1978	2580	3	4																																																																																																																							
<table border="1"> <tr> <td colspan="2">KW COST</td><td>0,2937 €</td> </tr> <tr> <td colspan="2">CAR MNTN</td><td>- €</td> </tr> <tr> <td colspan="2">CAR WORK</td><td>- €</td> </tr> <tr> <td colspan="2">TOTAL WRK</td><td>- €</td> </tr> </table>														KW COST		0,2937 €	CAR MNTN		- €	CAR WORK		- €	TOTAL WRK		- €																																																																																																												
KW COST		0,2937 €																																																																																																																																			
CAR MNTN		- €																																																																																																																																			
CAR WORK		- €																																																																																																																																			
TOTAL WRK		- €																																																																																																																																			
<table border="1"> <tr> <td colspan="2">TOTAL SUM PER WEEK</td><td>10.907,60 €</td><td>401</td><td>EARN FROM CARS</td><td>8.254,69 €</td> </tr> <tr> <td colspan="2">TOTAL SUM PER MONTH</td><td>47.428,59 €</td><td>1744</td><td>EARN FROM ACCO</td><td>2.652,91 €</td> </tr> <tr> <td colspan="2">TOTAL SUM PERIOD 1</td><td>569.143,04 €</td><td>20928</td><td>TOTAL FROM CAR</td><td>430.718,11 €</td> </tr> <tr> <td colspan="2">EARNINGS PER CAR</td><td>43.071,81 €</td><td></td><td>TOTAL FROM ACCO</td><td>138.424,93 €</td> </tr> <tr> <td colspan="2">EARNINGS PER ACCUMULATOR CONTAINER</td><td>9.887,49 €</td><td></td><td></td><td></td> </tr> <tr> <td colspan="2">TOTAL INCOME AFTER TAXES</td><td>455.314,43 €</td><td></td><td>TRACK INCOME AFTER TAX</td><td>78.514,33 €</td> </tr> <tr> <td colspan="2">TOTAL INCOME PER CAR AFTER TAXES</td><td>37.903,19 €</td><td></td><td>TRACK INCOME PER MONTH</td><td>6.542,86 €</td> </tr> <tr> <td colspan="2">TOTAL INCOME PER ACCUMULATOR CONTAINER AFTER TAXES</td><td>8.701,00 €</td><td></td><td>TRACK INCOME PER CAR</td><td>7.851,43 €</td> </tr> <tr> <td colspan="2"></td><td></td><td></td><td>-/- PER CAR/MONTH</td><td>654,29 €</td> </tr> <tr> <td colspan="2">INCOME AFTER TRACK PAYMENT AND TAX</td><td>376.800,10 €</td><td></td><td>ELECTRICITY COSTS</td><td>5.520,58 €</td> </tr> <tr> <td colspan="2">INCOME AFTER TRACK PAYMENT AND TAX PER MONTH</td><td>31.400,01 €</td><td></td><td>MAINTENANCE COSTS</td><td>- €</td> </tr> <tr> <td colspan="2">INCOME AFTER TRACK PAYMENT AND TAX PER CAR+ACCU</td><td>37.680,01 €</td><td></td><td>TOTAL COSTS</td><td>5.520,58 €</td> </tr> <tr> <td colspan="2">INCOME AFTER TRACK PAYMENT AND TAX PER CAR/MONTH</td><td>3.140,00 €</td><td></td><td></td><td></td> </tr> <tr> <td colspan="2"></td><td></td><td></td><td>TRACK PROFIT</td><td>72.993,74 €</td> </tr> <tr> <td colspan="2"></td><td></td><td></td><td>TRACK PROFIT PER MONTH</td><td>6.082,81 €</td> </tr> <tr> <td colspan="2"></td><td></td><td></td><td>TRACK PR PER MONTH/CAR</td><td>608,28 €</td> </tr> <tr> <td colspan="2">INCOME AFTER TRACK PAYMENT AND TAX PER CAR</td><td>28.515,61 €</td><td></td><td></td><td></td> </tr> <tr> <td colspan="2">INCOME AFTER TRACK PAYMENT AND TAX PER ACCUMULATOR CONTAINER</td><td>6.546,00 €</td><td></td><td></td><td></td> </tr> <tr> <td colspan="2">INCOME PER CAR PER MONTH</td><td>2.376,30 €</td><td></td><td>CAR DEPRECIATION MONTH</td><td>13</td> </tr> <tr> <td colspan="2">INCOME PER ACCU PER MONTH</td><td>545,50 €</td><td></td><td>ACC DEPRECIATION MONTH</td><td>12</td> </tr> </table>														TOTAL SUM PER WEEK		10.907,60 €	401	EARN FROM CARS	8.254,69 €	TOTAL SUM PER MONTH		47.428,59 €	1744	EARN FROM ACCO	2.652,91 €	TOTAL SUM PERIOD 1		569.143,04 €	20928	TOTAL FROM CAR	430.718,11 €	EARNINGS PER CAR		43.071,81 €		TOTAL FROM ACCO	138.424,93 €	EARNINGS PER ACCUMULATOR CONTAINER		9.887,49 €				TOTAL INCOME AFTER TAXES		455.314,43 €		TRACK INCOME AFTER TAX	78.514,33 €	TOTAL INCOME PER CAR AFTER TAXES		37.903,19 €		TRACK INCOME PER MONTH	6.542,86 €	TOTAL INCOME PER ACCUMULATOR CONTAINER AFTER TAXES		8.701,00 €		TRACK INCOME PER CAR	7.851,43 €					-/- PER CAR/MONTH	654,29 €	INCOME AFTER TRACK PAYMENT AND TAX		376.800,10 €		ELECTRICITY COSTS	5.520,58 €	INCOME AFTER TRACK PAYMENT AND TAX PER MONTH		31.400,01 €		MAINTENANCE COSTS	- €	INCOME AFTER TRACK PAYMENT AND TAX PER CAR+ACCU		37.680,01 €		TOTAL COSTS	5.520,58 €	INCOME AFTER TRACK PAYMENT AND TAX PER CAR/MONTH		3.140,00 €								TRACK PROFIT	72.993,74 €					TRACK PROFIT PER MONTH	6.082,81 €					TRACK PR PER MONTH/CAR	608,28 €	INCOME AFTER TRACK PAYMENT AND TAX PER CAR		28.515,61 €				INCOME AFTER TRACK PAYMENT AND TAX PER ACCUMULATOR CONTAINER		6.546,00 €				INCOME PER CAR PER MONTH		2.376,30 €		CAR DEPRECIATION MONTH	13	INCOME PER ACCU PER MONTH		545,50 €		ACC DEPRECIATION MONTH	12
TOTAL SUM PER WEEK		10.907,60 €	401	EARN FROM CARS	8.254,69 €																																																																																																																																
TOTAL SUM PER MONTH		47.428,59 €	1744	EARN FROM ACCO	2.652,91 €																																																																																																																																
TOTAL SUM PERIOD 1		569.143,04 €	20928	TOTAL FROM CAR	430.718,11 €																																																																																																																																
EARNINGS PER CAR		43.071,81 €		TOTAL FROM ACCO	138.424,93 €																																																																																																																																
EARNINGS PER ACCUMULATOR CONTAINER		9.887,49 €																																																																																																																																			
TOTAL INCOME AFTER TAXES		455.314,43 €		TRACK INCOME AFTER TAX	78.514,33 €																																																																																																																																
TOTAL INCOME PER CAR AFTER TAXES		37.903,19 €		TRACK INCOME PER MONTH	6.542,86 €																																																																																																																																
TOTAL INCOME PER ACCUMULATOR CONTAINER AFTER TAXES		8.701,00 €		TRACK INCOME PER CAR	7.851,43 €																																																																																																																																
				-/- PER CAR/MONTH	654,29 €																																																																																																																																
INCOME AFTER TRACK PAYMENT AND TAX		376.800,10 €		ELECTRICITY COSTS	5.520,58 €																																																																																																																																
INCOME AFTER TRACK PAYMENT AND TAX PER MONTH		31.400,01 €		MAINTENANCE COSTS	- €																																																																																																																																
INCOME AFTER TRACK PAYMENT AND TAX PER CAR+ACCU		37.680,01 €		TOTAL COSTS	5.520,58 €																																																																																																																																
INCOME AFTER TRACK PAYMENT AND TAX PER CAR/MONTH		3.140,00 €																																																																																																																																			
				TRACK PROFIT	72.993,74 €																																																																																																																																
				TRACK PROFIT PER MONTH	6.082,81 €																																																																																																																																
				TRACK PR PER MONTH/CAR	608,28 €																																																																																																																																
INCOME AFTER TRACK PAYMENT AND TAX PER CAR		28.515,61 €																																																																																																																																			
INCOME AFTER TRACK PAYMENT AND TAX PER ACCUMULATOR CONTAINER		6.546,00 €																																																																																																																																			
INCOME PER CAR PER MONTH		2.376,30 €		CAR DEPRECIATION MONTH	13																																																																																																																																
INCOME PER ACCU PER MONTH		545,50 €		ACC DEPRECIATION MONTH	12																																																																																																																																
<table border="1"> <tr> <td colspan="2">COST OF 1 CAR</td><td>30.000,00 €</td> </tr> <tr> <td colspan="2">COST OF 1 ACCUMULATOR CONTAINER</td><td>6.500,00 €</td> </tr> <tr> <td>TO</td><td>TC</td><td>TT</td> </tr> <tr> <td>M-----</td><td>10</td><td>19</td><td>9</td> </tr> <tr> <td>--WTF--</td><td>10</td><td>19</td><td>9</td> </tr> <tr> <td>-----SS</td><td>10</td><td>19</td><td>9</td> </tr> </table>														COST OF 1 CAR		30.000,00 €	COST OF 1 ACCUMULATOR CONTAINER		6.500,00 €	TO	TC	TT	M-----	10	19	9	--WTF--	10	19	9	-----SS	10	19	9																																																																																																			
COST OF 1 CAR		30.000,00 €																																																																																																																																			
COST OF 1 ACCUMULATOR CONTAINER		6.500,00 €																																																																																																																																			
TO	TC	TT																																																																																																																																			
M-----	10	19	9																																																																																																																																		
--WTF--	10	19	9																																																																																																																																		
-----SS	10	19	9																																																																																																																																		
Maturity 3																																																																																																																																					
STRT Y	4	STRT M	12	END Y	5	END M	12	TOTAL M	12	BREAK P	1	STRT M TOT	37	END M	49																																																																																																																						
CARS:	10	ACCONT:	14	LENGTH:	1,25	FEE PER CAR:	400 €	FEE PER ACC:	60 €	RETURN %:	30,0%	BASE AMOUNT:	2 €	CHARGE PER MINUTE:	1,58 €																																																																																																																						
DAY	TYPE	AVLBL DT	<7MINS (AVG:5)	7-12 (AVG 10)	12-16 (AVG 14)	16-22(AVG 19)	>22 (AVG 25)	PROFIT PER DAY	PROFIT TOTAL	users	minutes used	ax minutes possit	C	A																																																																																																																							
M-----	1		5	10	14	19	25	462,42 €	462,42 €	17	271	2580		4																																																																																																																							
--WTF--	3			4	9	11	11	952,04 €	2.856,11 €	35	558	2580	3	4																																																																																																																							
-----SS	2			10	23	29	19	2.448,09 €	4.896,18 €	90	1436	2580	3	4																																																																																																																							
<table border="1"> <tr> <td colspan="2">KW COST</td><td>0,2937 €</td> </tr> <tr> <td colspan="2">CAR MNTN</td><td>- €</td> </tr> <tr> <td colspan="2">CAR WORK</td><td>- €</td> </tr> <tr> <td colspan="2">TOTAL WRK</td><td>- €</td> </tr> </table>														KW COST		0,2937 €	CAR MNTN		- €	CAR WORK		- €	TOTAL WRK		- €																																																																																																												
KW COST		0,2937 €																																																																																																																																			
CAR MNTN		- €																																																																																																																																			
CAR WORK		- €																																																																																																																																			
TOTAL WRK		- €																																																																																																																																			
<table border="1"> <tr> <td colspan="2">TOTAL SUM PER WEEK</td><td>8.214,70 €</td><td>302</td><td>EARN FROM CARS</td><td>7.411,46 €</td> </tr> <tr> <td colspan="2">TOTAL SUM PER MONTH</td><td>35.719,28 €</td><td>1313</td><td>EARN FROM ACCO</td><td>803,24 €</td> </tr> <tr> <td colspan="2">TOTAL SUM PERIOD 1</td><td>428.631,42 €</td><td>15756</td><td>TOTAL FROM CAR</td><td>386.719,52 €</td> </tr> <tr> <td colspan="2">EARNINGS PER CAR</td><td>38.671,95 €</td><td></td><td>TOTAL FROM ACCO</td><td>41.911,89 €</td> </tr> <tr> <td colspan="2">EARNINGS PER ACCUMULATOR CONTAINER</td><td>2.993,71 €</td><td></td><td></td><td></td> </tr> <tr> <td colspan="2">TOTAL INCOME AFTER TAXES</td><td>342.905,13 €</td><td></td><td>TRACK INCOME AFTER TAX</td><td>44.791,54 €</td> </tr> <tr> <td colspan="2">TOTAL INCOME PER CAR AFTER TAXES</td><td>34.031,32 €</td><td></td><td>TRACK INCOME PER MONTH</td><td>3.732,63 €</td> </tr> <tr> <td colspan="2">TOTAL INCOME PER ACCUMULATOR CONTAINER AFTER TAXES</td><td>2.634,46 €</td><td></td><td>TRACK INCOME PER CAR</td><td>4.479,15 €</td> </tr> <tr> <td colspan="2"></td><td></td><td></td><td>-/- PER CAR/MONTH</td><td>373,26 €</td> </tr> <tr> <td colspan="2">INCOME AFTER TRACK PAYMENT AND TAX</td><td>298.113,59 €</td><td></td><td>ELECTRICITY COSTS</td><td>5.520,58 €</td> </tr> <tr> <td colspan="2">INCOME AFTER TRACK PAYMENT AND TAX PER MONTH</td><td>24.842,80 €</td><td></td><td>MAINTENANCE COSTS</td><td>- €</td> </tr> <tr> <td colspan="2">INCOME AFTER TRACK PAYMENT AND TAX PER CAR+ACCU</td><td>29.811,36 €</td><td></td><td>TOTAL COSTS</td><td>5.520,58 €</td> </tr> <tr> <td colspan="2">INCOME AFTER TRACK PAYMENT AND TAX PER CAR/MONTH</td><td>2.484,28 €</td><td></td><td></td><td></td> </tr> <tr> <td colspan="2"></td><td></td><td></td><td>TRACK PROFIT</td><td>39.270,96 €</td> </tr> <tr> <td colspan="2"></td><td></td><td></td><td>TRACK PROFIT PER MONTH</td><td>3.272,58 €</td> </tr> <tr> <td colspan="2"></td><td></td><td></td><td>TRACK PR PER MONTH/CAR</td><td>327,26 €</td> </tr> <tr> <td colspan="2">INCOME AFTER TRACK PAYMENT AND TAX PER CAR</td><td>26.896,38 €</td><td></td><td></td><td></td> </tr> <tr> <td colspan="2">INCOME AFTER TRACK PAYMENT AND TAX PER ACCUMULATOR CONTAINER</td><td>2.082,13 €</td><td></td><td></td><td></td> </tr> <tr> <td colspan="2">INCOME PER CAR PER MONTH</td><td>2.241,37 €</td><td></td><td>CAR DEPRECIATION MONTH</td><td>14</td> </tr> <tr> <td colspan="2">INCOME PER ACCU PER MONTH</td><td>173,51 €</td><td></td><td>ACC DEPRECIATION MONTH</td><td>38</td> </tr> </table>														TOTAL SUM PER WEEK		8.214,70 €	302	EARN FROM CARS	7.411,46 €	TOTAL SUM PER MONTH		35.719,28 €	1313	EARN FROM ACCO	803,24 €	TOTAL SUM PERIOD 1		428.631,42 €	15756	TOTAL FROM CAR	386.719,52 €	EARNINGS PER CAR		38.671,95 €		TOTAL FROM ACCO	41.911,89 €	EARNINGS PER ACCUMULATOR CONTAINER		2.993,71 €				TOTAL INCOME AFTER TAXES		342.905,13 €		TRACK INCOME AFTER TAX	44.791,54 €	TOTAL INCOME PER CAR AFTER TAXES		34.031,32 €		TRACK INCOME PER MONTH	3.732,63 €	TOTAL INCOME PER ACCUMULATOR CONTAINER AFTER TAXES		2.634,46 €		TRACK INCOME PER CAR	4.479,15 €					-/- PER CAR/MONTH	373,26 €	INCOME AFTER TRACK PAYMENT AND TAX		298.113,59 €		ELECTRICITY COSTS	5.520,58 €	INCOME AFTER TRACK PAYMENT AND TAX PER MONTH		24.842,80 €		MAINTENANCE COSTS	- €	INCOME AFTER TRACK PAYMENT AND TAX PER CAR+ACCU		29.811,36 €		TOTAL COSTS	5.520,58 €	INCOME AFTER TRACK PAYMENT AND TAX PER CAR/MONTH		2.484,28 €								TRACK PROFIT	39.270,96 €					TRACK PROFIT PER MONTH	3.272,58 €					TRACK PR PER MONTH/CAR	327,26 €	INCOME AFTER TRACK PAYMENT AND TAX PER CAR		26.896,38 €				INCOME AFTER TRACK PAYMENT AND TAX PER ACCUMULATOR CONTAINER		2.082,13 €				INCOME PER CAR PER MONTH		2.241,37 €		CAR DEPRECIATION MONTH	14	INCOME PER ACCU PER MONTH		173,51 €		ACC DEPRECIATION MONTH	38
TOTAL SUM PER WEEK		8.214,70 €	302	EARN FROM CARS	7.411,46 €																																																																																																																																
TOTAL SUM PER MONTH		35.719,28 €	1313	EARN FROM ACCO	803,24 €																																																																																																																																
TOTAL SUM PERIOD 1		428.631,42 €	15756	TOTAL FROM CAR	386.719,52 €																																																																																																																																
EARNINGS PER CAR		38.671,95 €		TOTAL FROM ACCO	41.911,89 €																																																																																																																																
EARNINGS PER ACCUMULATOR CONTAINER		2.993,71 €																																																																																																																																			
TOTAL INCOME AFTER TAXES		342.905,13 €		TRACK INCOME AFTER TAX	44.791,54 €																																																																																																																																
TOTAL INCOME PER CAR AFTER TAXES		34.031,32 €		TRACK INCOME PER MONTH	3.732,63 €																																																																																																																																
TOTAL INCOME PER ACCUMULATOR CONTAINER AFTER TAXES		2.634,46 €		TRACK INCOME PER CAR	4.479,15 €																																																																																																																																
				-/- PER CAR/MONTH	373,26 €																																																																																																																																
INCOME AFTER TRACK PAYMENT AND TAX		298.113,59 €		ELECTRICITY COSTS	5.520,58 €																																																																																																																																
INCOME AFTER TRACK PAYMENT AND TAX PER MONTH		24.842,80 €		MAINTENANCE COSTS	- €																																																																																																																																
INCOME AFTER TRACK PAYMENT AND TAX PER CAR+ACCU		29.811,36 €		TOTAL COSTS	5.520,58 €																																																																																																																																
INCOME AFTER TRACK PAYMENT AND TAX PER CAR/MONTH		2.484,28 €																																																																																																																																			
				TRACK PROFIT	39.270,96 €																																																																																																																																
				TRACK PROFIT PER MONTH	3.272,58 €																																																																																																																																
				TRACK PR PER MONTH/CAR	327,26 €																																																																																																																																
INCOME AFTER TRACK PAYMENT AND TAX PER CAR		26.896,38 €																																																																																																																																			
INCOME AFTER TRACK PAYMENT AND TAX PER ACCUMULATOR CONTAINER		2.082,13 €																																																																																																																																			
INCOME PER CAR PER MONTH		2.241,37 €		CAR DEPRECIATION MONTH	14																																																																																																																																
INCOME PER ACCU PER MONTH		173,51 €		ACC DEPRECIATION MONTH	38																																																																																																																																
<table border="1"> <tr> <td colspan="2">COST OF 1 CAR</td><td>30.000,00 €</td> </tr> <tr> <td colspan="2">COST OF 1 ACCUMULATOR CONTAINER</td><td>6.500,00 €</td> </tr> <tr> <td>TO</td><td>TC</td><td>TT</td> </tr> <tr> <td>M-----</td><td>10</td><td>19</td><td>9</td> </tr> <tr> <td>--WTF--</td><td>10</td><td>19</td><td>9</td> </tr> <tr> <td>-----SS</td><td>10</td><td>19</td><td>9</td> </tr> </table>														COST OF 1 CAR		30.000,00 €	COST OF 1 ACCUMULATOR CONTAINER		6.500,00 €	TO	TC	TT	M-----	10	19	9	--WTF--	10	19	9	-----SS	10	19	9																																																																																																			
COST OF 1 CAR		30.000,00 €																																																																																																																																			
COST OF 1 ACCUMULATOR CONTAINER		6.500,00 €																																																																																																																																			
TO	TC	TT																																																																																																																																			
M-----	10	19	9																																																																																																																																		
--WTF--	10	19	9																																																																																																																																		
-----SS	10	19	9																																																																																																																																		

END PHASE																																																																											
STRT Y	5	STRT M	12	END Y	6	END M	11	TOTAL M	11	BREAK P	1	STRT M TOT	49	END M	60																																																												
CARS:	10	ACCONT:	14	LENGTH:		FEE PER CAR:	400 €	FEE PER ACC:	60 €	RETURN %:	30,0%	BASE AMOUNT:	2 €	CHARGE PER MINUTE:	1,58 €																																																												
DAY	TYPE	AVLBL DT	<7MINS (AVG:5)	7-12 (AVG 10)	12-16 (AVG 14)	16-22(AVG 19)	>22 (AVG 25)	PROFIT PER DAY	PROFIT TOTAL	users	minutes used	ax minutes possit																																																															
M-----		1	5	10	14	19	25	408,02 €	408,02 €	15	239	2580						3	4																																																								
--WTF--		3		2	6	7		761,63 €	2.284,88 €	28	447	2580						3	4																																																								
-----SS		2		6	16	20		2.040,08 €	4.080,15 €	75	1196	2580						3	4																																																								
<table border="1"> <tr> <td colspan="2">KW COST</td><td>0,2937 €</td> </tr> <tr> <td colspan="2">CAR MNTN</td><td>- €</td> </tr> <tr> <td colspan="2">CAR WORK</td><td>- €</td> </tr> <tr> <td colspan="2">TOTAL WRK</td><td>- €</td> </tr> </table>														KW COST		0,2937 €	CAR MNTN		- €	CAR WORK		- €	TOTAL WRK		- €	<table border="1"> <tr> <td colspan="2">TOTAL SUM PER WEEK</td><td>6.773,05 €</td> </tr> <tr> <td colspan="2">TOTAL SUM PER MONTH</td><td>29.450,67 €</td> </tr> <tr> <td colspan="2">TOTAL SUM PERIOD 1</td><td>323.957,35 €</td> </tr> <tr> <td colspan="2">EARNINGS PER CAR</td><td>32.395,74 €</td> </tr> <tr> <td colspan="2">EARNINGS PER ACCUMULATOR CONTAINER</td><td>- €</td> </tr> <tr> <td colspan="2">TOTAL INCOME AFTER TAXES</td><td>259.165,88 €</td> </tr> <tr> <td colspan="2">TOTAL INCOME PER CAR AFTER TAXES</td><td>28.832,20 €</td> </tr> <tr> <td colspan="2">TOTAL INCOME PER ACCUMULATOR CONTAINER AFTER TAXES</td><td>- €</td> </tr> <tr> <td colspan="2">INCOME AFTER TRACK PAYMENT AND TAX</td><td>234.656,12 €</td> </tr> <tr> <td colspan="2">INCOME AFTER TRACK PAYMENT AND TAX PER MONTH</td><td>21.332,37 €</td> </tr> <tr> <td colspan="2">INCOME AFTER TRACK PAYMENT AND TAX PER CAR+ACCU</td><td>23.465,61 €</td> </tr> <tr> <td colspan="2">INCOME AFTER TRACK PAYMENT AND TAX PER CAR/MONTH</td><td>2.133,24 €</td> </tr> </table>														TOTAL SUM PER WEEK		6.773,05 €	TOTAL SUM PER MONTH		29.450,67 €	TOTAL SUM PERIOD 1		323.957,35 €	EARNINGS PER CAR		32.395,74 €	EARNINGS PER ACCUMULATOR CONTAINER		- €	TOTAL INCOME AFTER TAXES		259.165,88 €	TOTAL INCOME PER CAR AFTER TAXES		28.832,20 €	TOTAL INCOME PER ACCUMULATOR CONTAINER AFTER TAXES		- €	INCOME AFTER TRACK PAYMENT AND TAX		234.656,12 €	INCOME AFTER TRACK PAYMENT AND TAX PER MONTH		21.332,37 €	INCOME AFTER TRACK PAYMENT AND TAX PER CAR+ACCU		23.465,61 €	INCOME AFTER TRACK PAYMENT AND TAX PER CAR/MONTH		2.133,24 €
KW COST		0,2937 €																																																																									
CAR MNTN		- €																																																																									
CAR WORK		- €																																																																									
TOTAL WRK		- €																																																																									
TOTAL SUM PER WEEK		6.773,05 €																																																																									
TOTAL SUM PER MONTH		29.450,67 €																																																																									
TOTAL SUM PERIOD 1		323.957,35 €																																																																									
EARNINGS PER CAR		32.395,74 €																																																																									
EARNINGS PER ACCUMULATOR CONTAINER		- €																																																																									
TOTAL INCOME AFTER TAXES		259.165,88 €																																																																									
TOTAL INCOME PER CAR AFTER TAXES		28.832,20 €																																																																									
TOTAL INCOME PER ACCUMULATOR CONTAINER AFTER TAXES		- €																																																																									
INCOME AFTER TRACK PAYMENT AND TAX		234.656,12 €																																																																									
INCOME AFTER TRACK PAYMENT AND TAX PER MONTH		21.332,37 €																																																																									
INCOME AFTER TRACK PAYMENT AND TAX PER CAR+ACCU		23.465,61 €																																																																									
INCOME AFTER TRACK PAYMENT AND TAX PER CAR/MONTH		2.133,24 €																																																																									
<table border="1"> <tr> <td colspan="2">TRACK & CAR INFO</td><td></td> </tr> <tr> <td colspan="2">COST OF 1 CAR</td><td>30.000,00 €</td> </tr> <tr> <td colspan="2">COST OF 1 ACCUMULATOR CONTAINER</td><td>6.500,00 €</td> </tr> <tr> <td colspan="2">TO</td><td>TC</td><td>TT</td> </tr> <tr> <td>M-----</td><td>10</td><td>19</td><td>9</td> </tr> <tr> <td>--WTF--</td><td>10</td><td>19</td><td>9</td> </tr> <tr> <td>-----SS</td><td>10</td><td>19</td><td>9</td> </tr> </table>														TRACK & CAR INFO			COST OF 1 CAR		30.000,00 €	COST OF 1 ACCUMULATOR CONTAINER		6.500,00 €	TO		TC	TT	M-----	10	19	9	--WTF--	10	19	9	-----SS	10	19	9	<table border="1"> <tr> <td colspan="2">TRACK INCOME AFTER TAX</td><td>24.509,76 €</td> </tr> <tr> <td colspan="2">TRACK INCOME PER MONTH</td><td>2.228,16 €</td> </tr> <tr> <td colspan="2">TRACK INCOME PER CAR</td><td>2.450,98 €</td> </tr> <tr> <td colspan="2">-/- PER CAR/MONTH</td><td>222,82 €</td> </tr> <tr> <td colspan="2">ELECTRICITY COSTS</td><td>5.060,54 €</td> </tr> <tr> <td colspan="2">MAINTENANCE COSTS</td><td>- €</td> </tr> <tr> <td colspan="2">TOTAL COSTS</td><td>5.060,54 €</td> </tr> </table>														TRACK INCOME AFTER TAX		24.509,76 €	TRACK INCOME PER MONTH		2.228,16 €	TRACK INCOME PER CAR		2.450,98 €	-/- PER CAR/MONTH		222,82 €	ELECTRICITY COSTS		5.060,54 €	MAINTENANCE COSTS		- €	TOTAL COSTS		5.060,54 €		
TRACK & CAR INFO																																																																											
COST OF 1 CAR		30.000,00 €																																																																									
COST OF 1 ACCUMULATOR CONTAINER		6.500,00 €																																																																									
TO		TC	TT																																																																								
M-----	10	19	9																																																																								
--WTF--	10	19	9																																																																								
-----SS	10	19	9																																																																								
TRACK INCOME AFTER TAX		24.509,76 €																																																																									
TRACK INCOME PER MONTH		2.228,16 €																																																																									
TRACK INCOME PER CAR		2.450,98 €																																																																									
-/- PER CAR/MONTH		222,82 €																																																																									
ELECTRICITY COSTS		5.060,54 €																																																																									
MAINTENANCE COSTS		- €																																																																									
TOTAL COSTS		5.060,54 €																																																																									
<table border="1"> <tr> <td colspan="2">TRACK PROFIT</td><td>19.449,23 €</td> </tr> <tr> <td colspan="2">TRACK PROFIT PER MONTH</td><td>1.768,11 €</td> </tr> <tr> <td colspan="2">TRACK PR PER MONTH/CAR</td><td>176,81 €</td> </tr> </table>														TRACK PROFIT		19.449,23 €	TRACK PROFIT PER MONTH		1.768,11 €	TRACK PR PER MONTH/CAR		176,81 €	<table border="1"> <tr> <td colspan="2">INCOME AFTER TRACK PAYMENT AND TAX PER CAR</td><td>23.465,61 €</td> </tr> <tr> <td colspan="2">INCOME AFTER TRACK PAYMENT AND TAX PER ACCUMULATOR CONTAINER</td><td>- €</td> </tr> <tr> <td colspan="2">INCOME PER CAR PER MONTH</td><td>2.133,24 €</td> </tr> <tr> <td colspan="2">INCOME PER ACCU PER MONTH</td><td>- €</td> </tr> </table>														INCOME AFTER TRACK PAYMENT AND TAX PER CAR		23.465,61 €	INCOME AFTER TRACK PAYMENT AND TAX PER ACCUMULATOR CONTAINER		- €	INCOME PER CAR PER MONTH		2.133,24 €	INCOME PER ACCU PER MONTH		- €																											
TRACK PROFIT		19.449,23 €																																																																									
TRACK PROFIT PER MONTH		1.768,11 €																																																																									
TRACK PR PER MONTH/CAR		176,81 €																																																																									
INCOME AFTER TRACK PAYMENT AND TAX PER CAR		23.465,61 €																																																																									
INCOME AFTER TRACK PAYMENT AND TAX PER ACCUMULATOR CONTAINER		- €																																																																									
INCOME PER CAR PER MONTH		2.133,24 €																																																																									
INCOME PER ACCU PER MONTH		- €																																																																									
<table border="1"> <tr> <td colspan="2">CAR DEPRECIATION MONTH</td><td>15</td> </tr> <tr> <td colspan="2">ACC DEPRECIATION MONTH</td><td>#ΔIAIP /0!</td> </tr> </table>														CAR DEPRECIATION MONTH		15	ACC DEPRECIATION MONTH		#ΔIAIP /0!																																																								
CAR DEPRECIATION MONTH		15																																																																									
ACC DEPRECIATION MONTH		#ΔIAIP /0!																																																																									

END PHASE

GROWTH PHASE 1																																																																																																																																																																																																																																																																																																																																																																																																																																																																																																																																																																																							
STRT Y	2	STRT M	3	END Y	2	END M	5	TOTAL M	2	BREAK P	0	STRT M TOT	2	END M	4																																																																																																																																																																																																																																																																																																																																																																																																																																																																																																																																																																								
CARS:	4	ACCONT:	7	LENGTH:	1,25	FEE PER CAR:	400 €	FEE PER ACC:	60 €	RETURN %:	30,0%	BASE AMOUNT:	2 €	CHARGE PER MINUTE:	1,58 €																																																																																																																																																																																																																																																																																																																																																																																																																																																																																																																																																																								
DAY	TYPE	AVLBL DT	<7MINS (AVG:5)	7-12 (AVG 10)	12-16 (AVG 14)	16-22(AVG 19)	>22 (AVG 25)	PROFIT PER DAY	PROFIT TOTAL	users	minutes used	ax minutes possit	C	A																																																																																																																																																																																																																																																																																																																																																																																																																																																																																																																																																																									
MT----	2	2	2	4	5	5	4	516,82 €	1.033,64 €	19	303	870	2	3																																																																																																																																																																																																																																																																																																																																																																																																																																																																																																																																																																									
--WT--	2	2	2	5	6	6	5	652,82 €	1.305,65 €	24	383	870	2	3																																																																																																																																																																																																																																																																																																																																																																																																																																																																																																																																																																									
----FSS	3	4	4	11	14	13	11	1.441,65 €	4.324,96 €	53	845	1410	3	5																																																																																																																																																																																																																																																																																																																																																																																																																																																																																																																																																																									
<table border="1"> <tr> <td>VAT</td><td>AUSTRIA</td><td>20 MONTHS</td><td>2</td><td></td><td></td><td></td><td></td><td></td><td></td><td></td><td></td><td></td><td></td><td></td><td></td><td></td><td></td><td></td><td></td> </tr> <tr> <td></td><td></td><td></td><td></td><td>KW COST</td><td>0,2012 €</td><td></td><td></td><td></td><td></td><td></td><td></td><td></td><td></td><td></td><td></td><td></td><td></td><td></td><td></td> </tr> <tr> <td></td><td></td><td></td><td></td><td>CAR MNTN</td><td>- €</td><td></td><td></td><td></td><td></td><td></td><td></td><td></td><td></td><td></td><td></td><td></td><td></td><td></td><td></td> </tr> <tr> <td></td><td></td><td></td><td></td><td>CAR WORK</td><td>- €</td><td></td><td></td><td></td><td></td><td></td><td></td><td></td><td></td><td></td><td></td><td></td><td></td><td></td><td></td> </tr> <tr> <td></td><td></td><td></td><td></td><td>TOTAL WRK</td><td>- €</td><td></td><td></td><td></td><td></td><td></td><td></td><td></td><td></td><td></td><td></td><td></td><td></td><td></td><td></td> </tr> </table>														VAT	AUSTRIA	20 MONTHS	2																					KW COST	0,2012 €																			CAR MNTN	- €																			CAR WORK	- €																			TOTAL WRK	- €															<table border="1"> <tr> <td>TOTAL SUM PER WEEK</td><td>6.664,25 €</td><td>245</td><td>EARN FROM CARS</td><td>5.331,23 €</td><td></td><td></td><td></td><td></td><td></td><td></td><td></td><td></td><td></td><td></td><td></td><td></td><td></td><td></td><td></td> </tr> <tr> <td>TOTAL SUM PER MONTH</td><td>28.977,57 €</td><td>1065</td><td>EARN FROM ACCO</td><td>1.333,02 €</td><td></td><td></td><td></td><td></td><td></td><td></td><td></td><td></td><td></td><td></td><td></td><td></td><td></td><td></td><td></td> </tr> <tr> <td>TOTAL SUM PERIOD 1</td><td>57.955,13 €</td><td>2130</td><td>TOTAL FROM CAR</td><td>46.362,62 €</td><td></td><td></td><td></td><td></td><td></td><td></td><td></td><td></td><td></td><td></td><td></td><td></td><td></td><td></td><td></td> </tr> <tr> <td>EARNINGS PER CAR</td><td>11.590,66 €</td><td></td><td>TOTAL FROM ACCO</td><td>11.592,51 €</td><td></td><td></td><td></td><td></td><td></td><td></td><td></td><td></td><td></td><td></td><td></td><td></td><td></td><td></td><td></td> </tr> <tr> <td>EARNINGS PER ACCUMULATOR CONTAINER</td><td>1.656,07 €</td><td></td><td></td><td></td><td></td><td></td><td></td><td></td><td></td><td></td><td></td><td></td><td></td><td></td><td></td><td></td><td></td><td></td><td></td> </tr> <tr> <td>TOTAL INCOME AFTER TAXES</td><td>46.364,10 €</td><td></td><td>TRACK INCOME AFTER TAX</td><td>9.869,23 €</td><td></td><td></td><td></td><td></td><td></td><td></td><td></td><td></td><td></td><td></td><td></td><td></td><td></td><td></td><td></td> </tr> <tr> <td>TOTAL INCOME PER CAR AFTER TAXES</td><td>11.358,84 €</td><td></td><td>TRACK INCOME PER MONTH</td><td>4.934,62 €</td><td></td><td></td><td></td><td></td><td></td><td></td><td></td><td></td><td></td><td></td><td></td><td></td><td></td><td></td><td></td> </tr> <tr> <td>TOTAL INCOME PER ACCUMULATOR CONTAINER AFTER TAXES</td><td>1.622,95 €</td><td></td><td>TRACK INCOME PER CAR</td><td>2.467,31 €</td><td></td><td></td><td></td><td></td><td></td><td></td><td></td><td></td><td></td><td></td><td></td><td></td><td></td><td></td><td></td> </tr> <tr> <td></td><td></td><td></td><td>-/- PER CAR/MONTH</td><td>1.233,65 €</td><td></td><td></td><td></td><td></td><td></td><td></td><td></td><td></td><td></td><td></td><td></td><td></td><td></td><td></td><td></td> </tr> <tr> <td>INCOME AFTER TRACK PAYMENT AND TAX</td><td>36.494,87 €</td><td></td><td>ELECTRICITY COSTS</td><td>540,27 €</td><td></td><td></td><td></td><td></td><td></td><td></td><td></td><td></td><td></td><td></td><td></td><td></td><td></td><td></td><td></td> </tr> <tr> <td>INCOME AFTER TRACK PAYMENT AND TAX PER MONTH</td><td>18.247,44 €</td><td></td><td>MAINTENANCE COSTS</td><td>- €</td><td></td><td></td><td></td><td></td><td></td><td></td><td></td><td></td><td></td><td></td><td></td><td></td><td></td><td></td><td></td> </tr> <tr> <td>INCOME AFTER TRACK PAYMENT AND TAX PER CAR+ACCU</td><td>9.123,72 €</td><td></td><td>TOTAL COSTS</td><td>540,27 €</td><td></td><td></td><td></td><td></td><td></td><td></td><td></td><td></td><td></td><td></td><td></td><td></td><td></td><td></td><td></td> </tr> <tr> <td>INCOME AFTER TRACK PAYMENT AND TAX PER CAR/MONTH</td><td>4.561,86 €</td><td></td><td></td><td></td><td></td><td></td><td></td><td></td><td></td><td></td><td></td><td></td><td></td><td></td><td></td><td></td><td></td><td></td><td></td> </tr> <tr> <td></td><td></td><td></td><td>TRACK PROFIT</td><td>9.328,96 €</td><td></td><td></td><td></td><td></td><td></td><td></td><td></td><td></td><td></td><td></td><td></td><td></td><td></td><td></td><td></td> </tr> <tr> <td></td><td></td><td></td><td>TRACK PROFIT PER MONTH</td><td>4.664,48 €</td><td></td><td></td><td></td><td></td><td></td><td></td><td></td><td></td><td></td><td></td><td></td><td></td><td></td><td></td><td></td> </tr> <tr> <td></td><td></td><td></td><td>TRACK PR PER MONTH/CAR</td><td>1.166,12 €</td><td></td><td></td><td></td><td></td><td></td><td></td><td></td><td></td><td></td><td></td><td></td><td></td><td></td><td></td><td></td> </tr> <tr> <td></td><td></td><td></td><td>INCOME AFTER TRACK PAYMENT AND TAX PER CAR</td><td>7.298,74 €</td><td></td><td></td><td></td><td></td><td></td><td></td><td></td><td></td><td></td><td></td><td></td><td></td><td></td><td></td><td></td> </tr> <tr> <td></td><td></td><td></td><td>INCOME AFTER TRACK PAYMENT AND TAX PER ACCUMULATOR CONTAINER</td><td>1.042,84 €</td><td></td><td></td><td></td><td></td><td></td><td></td><td></td><td></td><td></td><td></td><td></td><td></td><td></td><td></td><td></td> </tr> <tr> <td></td><td></td><td></td><td>INCOME PER CAR PER MONTH</td><td>3.649,37 €</td><td></td><td></td><td></td><td></td><td></td><td></td><td></td><td></td><td></td><td></td><td></td><td></td><td></td><td></td><td></td> </tr> <tr> <td></td><td></td><td></td><td>INCOME PER ACCU PER MONTH</td><td>521,42 €</td><td></td><td></td><td></td><td></td><td></td><td></td><td></td><td></td><td></td><td></td><td></td><td></td><td></td><td></td><td></td> </tr> <tr> <td></td><td></td><td></td><td>CAR DEPRECIATION MONTH</td><td>9</td><td></td><td></td><td></td><td></td><td></td><td></td><td></td><td></td><td></td><td></td><td></td><td></td><td></td><td></td><td></td> </tr> <tr> <td></td><td></td><td></td><td>ACC DEPRECIATION MONTH</td><td>13</td><td></td><td></td><td></td><td></td><td></td><td></td><td></td><td></td><td></td><td></td><td></td><td></td><td></td><td></td><td></td> </tr> </table>														TOTAL SUM PER WEEK	6.664,25 €	245	EARN FROM CARS	5.331,23 €																TOTAL SUM PER MONTH	28.977,57 €	1065	EARN FROM ACCO	1.333,02 €																TOTAL SUM PERIOD 1	57.955,13 €	2130	TOTAL FROM CAR	46.362,62 €																EARNINGS PER CAR	11.590,66 €		TOTAL FROM ACCO	11.592,51 €																EARNINGS PER ACCUMULATOR CONTAINER	1.656,07 €																			TOTAL INCOME AFTER TAXES	46.364,10 €		TRACK INCOME AFTER TAX	9.869,23 €																TOTAL INCOME PER CAR AFTER TAXES	11.358,84 €		TRACK INCOME PER MONTH	4.934,62 €																TOTAL INCOME PER ACCUMULATOR CONTAINER AFTER TAXES	1.622,95 €		TRACK INCOME PER CAR	2.467,31 €																			-/- PER CAR/MONTH	1.233,65 €																INCOME AFTER TRACK PAYMENT AND TAX	36.494,87 €		ELECTRICITY COSTS	540,27 €																INCOME AFTER TRACK PAYMENT AND TAX PER MONTH	18.247,44 €		MAINTENANCE COSTS	- €																INCOME AFTER TRACK PAYMENT AND TAX PER CAR+ACCU	9.123,72 €		TOTAL COSTS	540,27 €																INCOME AFTER TRACK PAYMENT AND TAX PER CAR/MONTH	4.561,86 €																						TRACK PROFIT	9.328,96 €																			TRACK PROFIT PER MONTH	4.664,48 €																			TRACK PR PER MONTH/CAR	1.166,12 €																			INCOME AFTER TRACK PAYMENT AND TAX PER CAR	7.298,74 €																			INCOME AFTER TRACK PAYMENT AND TAX PER ACCUMULATOR CONTAINER	1.042,84 €																			INCOME PER CAR PER MONTH	3.649,37 €																			INCOME PER ACCU PER MONTH	521,42 €																			CAR DEPRECIATION MONTH	9																			ACC DEPRECIATION MONTH	13															
VAT	AUSTRIA	20 MONTHS	2																																																																																																																																																																																																																																																																																																																																																																																																																																																																																																																																																																																				
				KW COST	0,2012 €																																																																																																																																																																																																																																																																																																																																																																																																																																																																																																																																																																																		
				CAR MNTN	- €																																																																																																																																																																																																																																																																																																																																																																																																																																																																																																																																																																																		
				CAR WORK	- €																																																																																																																																																																																																																																																																																																																																																																																																																																																																																																																																																																																		
				TOTAL WRK	- €																																																																																																																																																																																																																																																																																																																																																																																																																																																																																																																																																																																		
TOTAL SUM PER WEEK	6.664,25 €	245	EARN FROM CARS	5.331,23 €																																																																																																																																																																																																																																																																																																																																																																																																																																																																																																																																																																																			
TOTAL SUM PER MONTH	28.977,57 €	1065	EARN FROM ACCO	1.333,02 €																																																																																																																																																																																																																																																																																																																																																																																																																																																																																																																																																																																			
TOTAL SUM PERIOD 1	57.955,13 €	2130	TOTAL FROM CAR	46.362,62 €																																																																																																																																																																																																																																																																																																																																																																																																																																																																																																																																																																																			
EARNINGS PER CAR	11.590,66 €		TOTAL FROM ACCO	11.592,51 €																																																																																																																																																																																																																																																																																																																																																																																																																																																																																																																																																																																			
EARNINGS PER ACCUMULATOR CONTAINER	1.656,07 €																																																																																																																																																																																																																																																																																																																																																																																																																																																																																																																																																																																						
TOTAL INCOME AFTER TAXES	46.364,10 €		TRACK INCOME AFTER TAX	9.869,23 €																																																																																																																																																																																																																																																																																																																																																																																																																																																																																																																																																																																			
TOTAL INCOME PER CAR AFTER TAXES	11.358,84 €		TRACK INCOME PER MONTH	4.934,62 €																																																																																																																																																																																																																																																																																																																																																																																																																																																																																																																																																																																			
TOTAL INCOME PER ACCUMULATOR CONTAINER AFTER TAXES	1.622,95 €		TRACK INCOME PER CAR	2.467,31 €																																																																																																																																																																																																																																																																																																																																																																																																																																																																																																																																																																																			
			-/- PER CAR/MONTH	1.233,65 €																																																																																																																																																																																																																																																																																																																																																																																																																																																																																																																																																																																			
INCOME AFTER TRACK PAYMENT AND TAX	36.494,87 €		ELECTRICITY COSTS	540,27 €																																																																																																																																																																																																																																																																																																																																																																																																																																																																																																																																																																																			
INCOME AFTER TRACK PAYMENT AND TAX PER MONTH	18.247,44 €		MAINTENANCE COSTS	- €																																																																																																																																																																																																																																																																																																																																																																																																																																																																																																																																																																																			
INCOME AFTER TRACK PAYMENT AND TAX PER CAR+ACCU	9.123,72 €		TOTAL COSTS	540,27 €																																																																																																																																																																																																																																																																																																																																																																																																																																																																																																																																																																																			
INCOME AFTER TRACK PAYMENT AND TAX PER CAR/MONTH	4.561,86 €																																																																																																																																																																																																																																																																																																																																																																																																																																																																																																																																																																																						
			TRACK PROFIT	9.328,96 €																																																																																																																																																																																																																																																																																																																																																																																																																																																																																																																																																																																			
			TRACK PROFIT PER MONTH	4.664,48 €																																																																																																																																																																																																																																																																																																																																																																																																																																																																																																																																																																																			
			TRACK PR PER MONTH/CAR	1.166,12 €																																																																																																																																																																																																																																																																																																																																																																																																																																																																																																																																																																																			
			INCOME AFTER TRACK PAYMENT AND TAX PER CAR	7.298,74 €																																																																																																																																																																																																																																																																																																																																																																																																																																																																																																																																																																																			
			INCOME AFTER TRACK PAYMENT AND TAX PER ACCUMULATOR CONTAINER	1.042,84 €																																																																																																																																																																																																																																																																																																																																																																																																																																																																																																																																																																																			
			INCOME PER CAR PER MONTH	3.649,37 €																																																																																																																																																																																																																																																																																																																																																																																																																																																																																																																																																																																			
			INCOME PER ACCU PER MONTH	521,42 €																																																																																																																																																																																																																																																																																																																																																																																																																																																																																																																																																																																			
			CAR DEPRECIATION MONTH	9																																																																																																																																																																																																																																																																																																																																																																																																																																																																																																																																																																																			
			ACC DEPRECIATION MONTH	13																																																																																																																																																																																																																																																																																																																																																																																																																																																																																																																																																																																			
<table border="1"> <tr> <th colspan="4">TRACK & CAR INFO</th> </tr> <tr> <td></td><td></td><td></td><td>COST OF 1 CAR</td><td>30.000,00 €</td> </tr> <tr> <td></td><td></td><td></td><td>COST OF 1 ACCUMULATOR CONTAINER</td><td>6.500,00 €</td> </tr> <tr> <th>TO</th><th>TC</th><th>TT</th><td></td><td></td> </tr> <tr> <td>MT----</td><td>12</td><td>22</td><td>10</td><td></td> </tr> <tr> <td>--WT--</td><td>12</td><td>22</td><td>10</td><td></td> </tr> <tr> <td>----FSS</td><td>9</td><td>22</td><td>13</td><td></td> </tr> </table>														TRACK & CAR INFO							COST OF 1 CAR	30.000,00 €				COST OF 1 ACCUMULATOR CONTAINER	6.500,00 €	TO	TC	TT			MT----	12	22	10		--WT--	12	22	10		----FSS	9	22	13																																																																																																																																																																																																																																																																																																																																																																																																																																																																																																																																									
TRACK & CAR INFO																																																																																																																																																																																																																																																																																																																																																																																																																																																																																																																																																																																							
			COST OF 1 CAR	30.000,00 €																																																																																																																																																																																																																																																																																																																																																																																																																																																																																																																																																																																			
			COST OF 1 ACCUMULATOR CONTAINER	6.500,00 €																																																																																																																																																																																																																																																																																																																																																																																																																																																																																																																																																																																			
TO	TC	TT																																																																																																																																																																																																																																																																																																																																																																																																																																																																																																																																																																																					
MT----	12	22	10																																																																																																																																																																																																																																																																																																																																																																																																																																																																																																																																																																																				
--WT--	12	22	10																																																																																																																																																																																																																																																																																																																																																																																																																																																																																																																																																																																				
----FSS	9	22	13																																																																																																																																																																																																																																																																																																																																																																																																																																																																																																																																																																																				
GROWTH PHASE 2																																																																																																																																																																																																																																																																																																																																																																																																																																																																																																																																																																																							
STRT Y	2	STRT M	5	END Y	3	END M	1	TOTAL M	8	BREAK P	0	STRT M TOT	4	END M	12																																																																																																																																																																																																																																																																																																																																																																																																																																																																																																																																																																								
CARS:	6	ACCONT:	10	LENGTH:	1,25	FEE PER CAR:	400 €	FEE PER ACC:	60 €	RETURN %:	30,0%	BASE AMOUNT:	2 €	CHARGE PER MINUTE:	1,58 €																																																																																																																																																																																																																																																																																																																																																																																																																																																																																																																																																																								
DAY	TYPE	AVLBL DT	<7MINS (AVG:5)	7-12 (AVG 10)	12-16 (AVG 14)	16-22(AVG 19)	>22 (AVG 25)	PROFIT PER DAY	PROFIT TOTAL	users	minutes used	ax minutes possit	C	A																																																																																																																																																																																																																																																																																																																																																																																																																																																																																																																																																																									
MT----	2	2	2	4	5	5	4	544,02 €	1.088,04 €	20	319	1260	2	3																																																																																																																																																																																																																																																																																																																																																																																																																																																																																																																																																																									
--WT--	2	2	3	7	8	8	7	870,43 €	1.740,86 €	32	510	1260	2	3																																																																																																																																																																																																																																																																																																																																																																																																																																																																																																																																																																									
----FSS	3	7	7	19	24	22	19	2.475,29 €	7.425,87 €	91	1451	2040	3	5																																																																																																																																																																																																																																																																																																																																																																																																																																																																																																																																																																									
<table border="1"> <tr> <td>VAT</td><td>AUSTRIA</td><td>20 MONTHS</td><td>8</td><td></td><td></td><td></td><td></td><td></td><td></td><td></td><td></td><td></td><td></td><td></td><td></td><td></td><td></td><td></td><td></td> </tr> <tr> <td></td><td></td><td></td><td></td><td>KW COST</td><td>0,2012 €</td><td></td><td></td><td></td><td></td><td></td><td></td><td></td><td></td><td></td><td></td><td></td><td></td><td></td><td></td> </tr> <tr> <td></td><td></td><td></td><td></td><td>CAR MNTN</td><td>- €</td><td></td><td></td><td></td><td></td><td></td><td></td><td></td><td></td><td></td><td></td><td></td><td></td><td></td><td></td> </tr> <tr> <td></td><td></td><td></td><td></td><td>CAR WORK</td><td>- €</td><td></td><td></td><td></td><td></td><td></td><td></td><td></td><td></td><td></td><td></td><td></td><td></td><td></td><td></td> </tr> <tr> <td></td><td></td><td></td><td></td><td>TOTAL WRK</td><td>- €</td><td></td><td></td><td></td><td></td><td></td><td></td><td></td><td></td><td></td><td></td><td></td><td></td><td></td><td></td> </tr> </table>														VAT	AUSTRIA	20 MONTHS	8																					KW COST	0,2012 €																			CAR MNTN	- €																			CAR WORK	- €																			TOTAL WRK	- €															<table border="1"> <tr> <td>TOTAL SUM PER WEEK</td><td>10.254,78 €</td><td>377</td><td>EARN FROM CARS</td><td>7.433,46 €</td><td></td><td></td><td></td><td></td><td></td><td></td><td></td><td></td><td></td><td></td><td></td><td></td><td></td><td></td><td></td> </tr> <tr> <td>TOTAL SUM PER MONTH</td><td>44.589,97 €</td><td>1639</td><td>EARN FROM ACCO</td><td>2.821,32 €</td><td></td><td></td><td></td><td></td><td></td><td></td><td></td><td></td><td></td><td></td><td></td><td></td><td></td><td></td><td></td> </tr> <tr> <td>TOTAL SUM PERIOD 1</td><td>356.719,74 €</td><td>13112</td><td>TOTAL FROM CAR</td><td>258.578,29 €</td><td></td><td></td><td></td><td></td><td></td><td></td><td></td><td></td><td></td><td></td><td></td><td></td><td></td><td></td><td></td> </tr> <tr> <td>EARNINGS PER CAR</td><td>43.096,38 €</td><td></td><td>TOTAL FROM ACCO</td><td>98.141,46 €</td><td></td><td></td><td></td><td></td><td></td><td></td><td></td><td></td><td></td><td></td><td></td><td></td><td></td><td></td><td></td> </tr> <tr> <td>EARNINGS PER ACCUMULATOR CONTAINER</td><td>9.814,15 €</td><td></td><td></td><td></td><td></td><td></td><td></td><td></td><td></td><td></td><td></td><td></td><td></td><td></td><td></td><td></td><td></td><td></td><td></td> </tr> <tr> <td>TOTAL INCOME AFTER TAXES</td><td>285.375,80 €</td><td></td><td>TRACK INCOME AFTER TAX</td><td>61.612,74 €</td><td></td><td></td><td></td><td></td><td></td><td></td><td></td><td></td><td></td><td></td><td></td><td></td><td></td><td></td><td></td> </tr> <tr> <td>TOTAL INCOME PER CAR AFTER TAXES</td><td>39.648,67 €</td><td></td><td>TRACK INCOME PER MONTH</td><td>7.701,59 €</td><td></td><td></td><td></td><td></td><td></td><td></td><td></td><td></td><td></td><td></td><td></td><td></td><td></td><td></td><td></td> </tr> <tr> <td>TOTAL INCOME PER ACCUMULATOR CONTAINER AFTER TAXES</td><td>9.029,01 €</td><td></td><td>TRACK INCOME PER CAR</td><td>10.268,79 €</td><td></td><td></td><td></td><td></td><td></td><td></td><td></td><td></td><td></td><td></td><td></td><td></td><td></td><td></td><td></td> </tr> <tr> <td></td><td></td><td></td><td>-/- PER CAR/MONTH</td><td>1.283,60 €</td><td></td><td></td><td></td><td></td><td></td><td></td><td></td><td></td><td></td><td></td><td></td><td></td><td></td><td></td><td></td> </tr> <tr> <td>INCOME AFTER TRACK PAYMENT AND TAX</td><td>223.763,06 €</td><td></td><td>ELECTRICITY COSTS</td><td>2.161,08 €</td><td></td><td></td><td></td><td></td><td></td><td></td><td></td><td></td><td></td><td></td><td></td><td></td><td></td><td></td><td></td> </tr> <tr> <td>INCOME AFTER TRACK PAYMENT AND TAX PER MONTH</td><td>27.970,38 €</td><td></td><td>MAINTENANCE COSTS</td><td>- €</td><td></td><td></td><td></td><td></td><td></td><td></td><td></td><td></td><td></td><td></td><td></td><td></td><td></td><td></td><td></td> </tr> <tr> <td>INCOME AFTER TRACK PAYMENT AND TAX PER CAR+ACCU</td><td>37.293,84 €</td><td></td><td>TOTAL COSTS</td><td>2.161,08 €</td><td></td><td></td><td></td><td></td><td></td><td></td><td></td><td></td><td></td><td></td><td></td><td></td><td></td><td></td><td></td> </tr> <tr> <td>INCOME AFTER TRACK PAYMENT AND TAX PER CAR/MONTH</td><td>4.661,73 €</td><td></td><td></td><td></td><td></td><td></td><td></td><td></td><td></td><td></td><td></td><td></td><td></td><td></td><td></td><td></td><td></td><td></td><td></td> </tr> <tr> <td></td><td></td><td></td><td>TRACK PROFIT</td><td>59.451,66 €</td><td></td><td></td><td></td><td></td><td></td><td></td><td></td><td></td><td></td><td></td><td></td><td></td><td></td><td></td><td></td> </tr> <tr> <td></td><td></td><td></td><td>TRACK PROFIT PER MONTH</td><td>7.431,46 €</td><td></td><td></td><td></td><td></td><td></td><td></td><td></td><td></td><td></td><td></td><td></td><td></td><td></td><td></td><td></td> </tr> <tr> <td></td><td></td><td></td><td>TRACK PR PER MONTH/CAR</td><td>1.238,58 €</td><td></td><td></td><td></td><td></td><td></td><td></td><td></td><td></td><td></td><td></td><td></td><td></td><td></td><td></td><td></td> </tr> <tr> <td></td><td></td><td></td><td>INCOME AFTER TRACK PAYMENT AND TAX PER CAR</td><td>27.033,49 €</td><td></td><td></td><td></td><td></td><td></td><td></td><td></td><td></td><td></td><td></td><td></td><td></td><td></td><td></td><td></td> </tr> <tr> <td></td><td></td><td></td><td>INCOME AFTER TRACK PAYMENT AND TAX PER ACCUMULATOR CONTAINER</td><td>6.156,21 €</td><td></td><td></td><td></td><td></td><td></td><td></td><td></td><td></td><td></td><td></td><td></td><td></td><td></td><td></td><td></td> </tr> <tr> <td></td><td></td><td></td><td>INCOME PER CAR PER MONTH</td><td>3.379,19 €</td><td></td><td></td><td></td><td></td><td></td><td></td><td></td><td></td><td></td><td></td><td></td><td></td><td></td><td></td><td></td> </tr> <tr> <td></td><td></td><td></td><td>INCOME PER ACCU PER MONTH</td><td>769,53 €</td><td></td><td></td><td></td><td></td><td></td><td></td><td></td><td></td><td></td><td></td><td></td><td></td><td></td><td></td><td></td> </tr> <tr> <td></td><td></td><td></td><td>CAR DEPRECIATION MONTH</td><td>9</td><td></td><td></td><td></td><td></td><td></td><td></td><td></td><td></td><td></td><td></td><td></td><td></td><td></td><td></td><td></td> </tr> <tr> <td></td><td></td><td></td><td>ACC DEPRECIATION MONTH</td><td>9</td><td></td><td></td><td></td><td></td><td></td><td></td><td></td><td></td><td></td><td></td><td></td><td></td><td></td><td></td><td></td> </tr> </table>														TOTAL SUM PER WEEK	10.254,78 €	377	EARN FROM CARS	7.433,46 €																TOTAL SUM PER MONTH	44.589,97 €	1639	EARN FROM ACCO	2.821,32 €																TOTAL SUM PERIOD 1	356.719,74 €	13112	TOTAL FROM CAR	258.578,29 €																EARNINGS PER CAR	43.096,38 €		TOTAL FROM ACCO	98.141,46 €																EARNINGS PER ACCUMULATOR CONTAINER	9.814,15 €																			TOTAL INCOME AFTER TAXES	285.375,80 €		TRACK INCOME AFTER TAX	61.612,74 €																TOTAL INCOME PER CAR AFTER TAXES	39.648,67 €		TRACK INCOME PER MONTH	7.701,59 €																TOTAL INCOME PER ACCUMULATOR CONTAINER AFTER TAXES	9.029,01 €		TRACK INCOME PER CAR	10.268,79 €																			-/- PER CAR/MONTH	1.283,60 €																INCOME AFTER TRACK PAYMENT AND TAX	223.763,06 €		ELECTRICITY COSTS	2.161,08 €																INCOME AFTER TRACK PAYMENT AND TAX PER MONTH	27.970,38 €		MAINTENANCE COSTS	- €																INCOME AFTER TRACK PAYMENT AND TAX PER CAR+ACCU	37.293,84 €		TOTAL COSTS	2.161,08 €																INCOME AFTER TRACK PAYMENT AND TAX PER CAR/MONTH	4.661,73 €																						TRACK PROFIT	59.451,66 €																			TRACK PROFIT PER MONTH	7.431,46 €																			TRACK PR PER MONTH/CAR	1.238,58 €																			INCOME AFTER TRACK PAYMENT AND TAX PER CAR	27.033,49 €																			INCOME AFTER TRACK PAYMENT AND TAX PER ACCUMULATOR CONTAINER	6.156,21 €																			INCOME PER CAR PER MONTH	3.379,19 €																			INCOME PER ACCU PER MONTH	769,53 €																			CAR DEPRECIATION MONTH	9																			ACC DEPRECIATION MONTH	9															
VAT	AUSTRIA	20 MONTHS	8																																																																																																																																																																																																																																																																																																																																																																																																																																																																																																																																																																																				
				KW COST	0,2012 €																																																																																																																																																																																																																																																																																																																																																																																																																																																																																																																																																																																		
				CAR MNTN	- €																																																																																																																																																																																																																																																																																																																																																																																																																																																																																																																																																																																		
				CAR WORK	- €																																																																																																																																																																																																																																																																																																																																																																																																																																																																																																																																																																																		
				TOTAL WRK	- €																																																																																																																																																																																																																																																																																																																																																																																																																																																																																																																																																																																		
TOTAL SUM PER WEEK	10.254,78 €	377	EARN FROM CARS	7.433,46 €																																																																																																																																																																																																																																																																																																																																																																																																																																																																																																																																																																																			
TOTAL SUM PER MONTH	44.589,97 €	1639	EARN FROM ACCO	2.821,32 €																																																																																																																																																																																																																																																																																																																																																																																																																																																																																																																																																																																			
TOTAL SUM PERIOD 1	356.719,74 €	13112	TOTAL FROM CAR	258.578,29 €																																																																																																																																																																																																																																																																																																																																																																																																																																																																																																																																																																																			
EARNINGS PER CAR	43.096,38 €		TOTAL FROM ACCO	98.141,46 €																																																																																																																																																																																																																																																																																																																																																																																																																																																																																																																																																																																			
EARNINGS PER ACCUMULATOR CONTAINER	9.814,15 €																																																																																																																																																																																																																																																																																																																																																																																																																																																																																																																																																																																						
TOTAL INCOME AFTER TAXES	285.375,80 €		TRACK INCOME AFTER TAX	61.612,74 €																																																																																																																																																																																																																																																																																																																																																																																																																																																																																																																																																																																			
TOTAL INCOME PER CAR AFTER TAXES	39.648,67 €		TRACK INCOME PER MONTH	7.701,59 €																																																																																																																																																																																																																																																																																																																																																																																																																																																																																																																																																																																			
TOTAL INCOME PER ACCUMULATOR CONTAINER AFTER TAXES	9.029,01 €		TRACK INCOME PER CAR	10.268,79 €																																																																																																																																																																																																																																																																																																																																																																																																																																																																																																																																																																																			
			-/- PER CAR/MONTH	1.283,60 €																																																																																																																																																																																																																																																																																																																																																																																																																																																																																																																																																																																			
INCOME AFTER TRACK PAYMENT AND TAX	223.763,06 €		ELECTRICITY COSTS	2.161,08 €																																																																																																																																																																																																																																																																																																																																																																																																																																																																																																																																																																																			
INCOME AFTER TRACK PAYMENT AND TAX PER MONTH	27.970,38 €		MAINTENANCE COSTS	- €																																																																																																																																																																																																																																																																																																																																																																																																																																																																																																																																																																																			
INCOME AFTER TRACK PAYMENT AND TAX PER CAR+ACCU	37.293,84 €		TOTAL COSTS	2.161,08 €																																																																																																																																																																																																																																																																																																																																																																																																																																																																																																																																																																																			
INCOME AFTER TRACK PAYMENT AND TAX PER CAR/MONTH	4.661,73 €																																																																																																																																																																																																																																																																																																																																																																																																																																																																																																																																																																																						
			TRACK PROFIT	59.451,66 €																																																																																																																																																																																																																																																																																																																																																																																																																																																																																																																																																																																			
			TRACK PROFIT PER MONTH	7.431,46 €																																																																																																																																																																																																																																																																																																																																																																																																																																																																																																																																																																																			
			TRACK PR PER MONTH/CAR	1.238,58 €																																																																																																																																																																																																																																																																																																																																																																																																																																																																																																																																																																																			
			INCOME AFTER TRACK PAYMENT AND TAX PER CAR	27.033,49 €																																																																																																																																																																																																																																																																																																																																																																																																																																																																																																																																																																																			
			INCOME AFTER TRACK PAYMENT AND TAX PER ACCUMULATOR CONTAINER	6.156,21 €																																																																																																																																																																																																																																																																																																																																																																																																																																																																																																																																																																																			
			INCOME PER CAR PER MONTH	3.379,19 €																																																																																																																																																																																																																																																																																																																																																																																																																																																																																																																																																																																			
			INCOME PER ACCU PER MONTH	769,53 €																																																																																																																																																																																																																																																																																																																																																																																																																																																																																																																																																																																			
			CAR DEPRECIATION MONTH	9																																																																																																																																																																																																																																																																																																																																																																																																																																																																																																																																																																																			
			ACC DEPRECIATION MONTH	9																																																																																																																																																																																																																																																																																																																																																																																																																																																																																																																																																																																			
<table border="1"> <tr> <th colspan="4">TRACK & CAR INFO</th> </tr> <tr> <td></td><td></td><td></td><td>COST OF 1 CAR</td><td>30.000,00 €</td> </tr> <tr> <td></td><td></td><td></td><td>COST OF 1 ACCUMULATOR CONTAINER</td><td>6.500,00 €</td> </tr> <tr> <th>TO</th><th>TC</th><th>TT</th><td></td><td></td> </tr> <tr> <td>MT----</td><td>12</td><td>22</td><td>10</td><td></td> </tr> <tr> <td>--WT--</td><td>12</td><td>22</td><td>10</td><td></td> </tr> <tr> <td>----FSS</td><td>9</td><td>22</td><td>13</td><td></td> </tr> </table>														TRACK & CAR INFO							COST OF 1 CAR	30.000,00 €				COST OF 1 ACCUMULATOR CONTAINER	6.500,00 €	TO	TC	TT			MT----	12	22	10		--WT--	12	22	10		----FSS	9	22	13																																																																																																																																																																																																																																																																																																																																																																																																																																																																																																																																									
TRACK & CAR INFO																																																																																																																																																																																																																																																																																																																																																																																																																																																																																																																																																																																							
			COST OF 1 CAR	30.000,00 €																																																																																																																																																																																																																																																																																																																																																																																																																																																																																																																																																																																			
			COST OF 1 ACCUMULATOR CONTAINER	6.500,00 €																																																																																																																																																																																																																																																																																																																																																																																																																																																																																																																																																																																			
TO	TC	TT																																																																																																																																																																																																																																																																																																																																																																																																																																																																																																																																																																																					
MT----	12	22	10																																																																																																																																																																																																																																																																																																																																																																																																																																																																																																																																																																																				
--WT--	12	22	10																																																																																																																																																																																																																																																																																																																																																																																																																																																																																																																																																																																				
----FSS	9	22	13																																																																																																																																																																																																																																																																																																																																																																																																																																																																																																																																																																																				

MATURITY 1																	
STRT Y	3	STRT M	1	END Y	4	END M	2	TOTAL M	13	BREAK P	1	STRT M TOT	12	END M	25		
CARS:	6	ACCONT:	10	LENGTH:	1,25	FEE PER CAR:	400 €	FEE PER ACC:	60 €	RETURN %:	30,0%	BASE AMOUNT:	2 €	CHARGE PER MINUT	1,58 €		
DAY	TYPE	AVLBL DT	<7MINS (AVG:5)	7-12 (AVG 10)	12-16 (AVG 14)	16-22(AVG 19)	>22 (AVG 25)	PROFIT PER DAY		PROFIT TOTAL		users	minutes used	ax minutes possit	C	A	
MT----	2	2	2	6	7	6	6	734,43 €	1.468,85 €	27	1260	2	3				
--WT---	2	3	3	8	10	9	8	1.033,64 €	2.067,28 €	38	606	2	3				
----FSS	3	10	10	25	31	29	25	3.264,12 €	9.792,36 €	120	1914	2040	3	5			
AUSTRIA		KW COST	0,2012 €	TOTAL SUM PER WEEK		13.328,49 €	490	EARN FROM CARS	7.915,24 €								
VAT		CAR MNTN	- €	TOTAL SUM PER MONTH		57.955,13 €	2131	EARN FROM ACCO	5.413,25 €								
20 MONTHS		CAR WORK	- €	TOTAL SUM PERIOD 1		753.416,70 €	27703	TOTAL FROM CAR	447.422,81 €								
		TOTAL WRK	- €	EARNINGS PER CAR		74.570,47 €		TOTAL FROM ACCO	305.993,90 €								
				EARNINGS PER ACCUMULATOR CONTAINER		30.599,39 €											
				TOTAL INCOME AFTER TAXES		602.733,36 €		TRACK INCOME AFTER TAX	141.820,01 €								
				TOTAL INCOME PER CAR AFTER TAXES		64.876,31 €		TRACK INCOME PER MONTH	10.909,23 €								
				TOTAL INCOME PER ACCUMULATOR CONTAINER AFTER TAXES		26.621,47 €		TRACK INCOME PER CAR	23.636,67 €								
								-/- PER CAR/MONTH	1.818,21 €								
				INCOME AFTER TRACK PAYMENT AND TAX		460.913,35 €		ELECTRICITY COSTS	3.511,76 €								
				INCOME AFTER TRACK PAYMENT AND TAX PER MONTH		35.454,87 €		MAINTENANCE COSTS	- €								
				INCOME AFTER TRACK PAYMENT AND TAX PER CAR+ACCU		76.818,89 €		TOTAL COSTS	3.511,76 €								
				INCOME AFTER TRACK PAYMENT AND TAX PER CAR/MONTH		5.909,15 €											
								TRACK PROFIT	138.308,25 €								
								TRACK PROFIT PER MONTH	10.639,10 €								
								TRACK PR PER MONTH/CAR	1.773,18 €								
				INCOME AFTER TRACK PAYMENT AND TAX PER CAR		45.619,54 €											
				INCOME AFTER TRACK PAYMENT AND TAX PER ACCUMULATOR CONTAINER		18.719,61 €											
				INCOME PER CAR PER MONTH		3.509,20 €		CAR DEPRECIATION MONTH	9								
				INCOME PER ACCU PER MONTH		1.439,97 €		ACC DEPRECIATION MONTH	5								
MATURITY 2																	
STRT Y	4	STRT M	2	END Y	5	END M	2	TOTAL M	12	BREAK P	1	STRT M TOT	25	END M	37		
CARS:	6	ACCONT:	10	LENGTH:	1,25	FEE PER CAR:	400 €	FEE PER ACC:	60 €	RETURN %:	30,0%	BASE AMOUNT:	2 €	CHARGE PER MINUT	1,58 €		
DAY	TYPE	AVLBL DT	<7MINS (AVG:5)	7-12 (AVG 10)	12-16 (AVG 14)	16-22(AVG 19)	>22 (AVG 25)	PROFIT PER DAY		PROFIT TOTAL		users	minutes used	ax minutes possit	C	A	
MT----	2	2	2	5	6	6	5	652,82 €	1.305,65 €	24	383	1260	2	3			
--WT---	2	3	3	7	8	8	7	870,43 €	1.740,86 €	32	510	1260	2	3			
----FSS	3	8	8	21	27	24	21	2.774,50 €	8.323,51 €	102	1627	2040	3	5			
AUSTRIA		KW COST	0,2012 €	TOTAL SUM PER WEEK		11.370,02 €	418	EARN FROM CARS	7.651,07 €								
VAT		CAR MNTN	- €	TOTAL SUM PER MONTH		49.439,27 €	1817	EARN FROM ACCO	3.718,95 €								
20 MONTHS		CAR WORK	- €	TOTAL SUM PERIOD 1		593.271,30 €	21804	TOTAL FROM CAR	399.221,90 €								
		TOTAL WRK	- €	EARNINGS PER CAR		66.536,98 €		TOTAL FROM ACCO	194.049,39 €								
				EARNINGS PER ACCUMULATOR CONTAINER		19.404,94 €											
				TOTAL INCOME AFTER TAXES		474.617,04 €		TRACK INCOME AFTER TAX	106.385,11 €								
				TOTAL INCOME PER CAR AFTER TAXES		58.552,55 €		TRACK INCOME PER MONTH	8.865,43 €								
				TOTAL INCOME PER ACCUMULATOR CONTAINER AFTER TAXES		17.076,35 €		TRACK INCOME PER CAR	17.730,85 €								
								-/- PER CAR/MONTH	1.477,57 €								
				INCOME AFTER TRACK PAYMENT AND TAX		368.231,93 €		ELECTRICITY COSTS	3.241,62 €								
				INCOME AFTER TRACK PAYMENT AND TAX PER MONTH		30.685,99 €		MAINTENANCE COSTS	- €								
				INCOME AFTER TRACK PAYMENT AND TAX PER CAR+ACCU		61.371,99 €		TOTAL COSTS	3.241,62 €								
				INCOME AFTER TRACK PAYMENT AND TAX PER CAR/MONTH		5.114,33 €											
								TRACK PROFIT	103.143,49 €								
								TRACK PROFIT PER MONTH	8.595,29 €								
								TRACK PR PER MONTH/CAR	1.432,55 €								
				INCOME AFTER TRACK PAYMENT AND TAX PER CAR		41.298,21 €											
				INCOME AFTER TRACK PAYMENT AND TAX PER ACCUMULATOR CONTAINER		12.044,27 €											
				INCOME PER CAR PER MONTH		3.441,52 €		CAR DEPRECIATION MONTH	9								
				INCOME PER ACCU PER MONTH		1.003,69 €		ACC DEPRECIATION MONTH	7								

Maturity 3																																																																																																																	
STRT Y	5	STRT M	2	END Y	6	END M	2	TOTAL M	12	BREAK P	1	STRT M TOT	37	END M	49																																																																																																		
CARS:	6	ACCONT:	10	LENGTH:		FEE PER CAR:	400 €	FEE PER ACC:	60 €	RETURN %:	30,0%	BASE AMOUNT:	2 €	CHARGE PER MINUTE:	1,58 €																																																																																																		
DAY	TYPE	AVLBL DT	<7MINS (AVG:5)	7-12 (AVG 10)	12-16 (AVG 14)	16-22(AVG 19)	>22 (AVG 25)	PROFIT PER DAY	PROFIT TOTAL	users	minutes used	ax minutes possit	C	A																																																																																																			
MT----	2	2	5	10	14	19	25	598,42 €	1.196,84 €	22	1260		2	3																																																																																																			
--WT--	2	2	5	10	14	19	25	734,43 €	1.468,85 €	27	431	1260	2	3																																																																																																			
----FSS	3	7	18	22	22	20	18	2.284,88 €	6.854,65 €	84	1340	2040	3	5																																																																																																			
<table border="1"> <tr> <td colspan="2">KW COST</td><td colspan="2">0,2012 €</td> </tr> <tr> <td colspan="2">CAR MNTN</td><td colspan="2">- €</td> </tr> <tr> <td colspan="2">CAR WORK</td><td colspan="2">- €</td> </tr> <tr> <td colspan="2">TOTAL WRK</td><td colspan="2">- €</td> </tr> </table>														KW COST		0,2012 €		CAR MNTN		- €		CAR WORK		- €		TOTAL WRK		- €		<table border="1"> <tr> <td>TOTAL SUM PER WEEK</td><td>9.520,35 €</td><td>350</td><td>EARN FROM CARS</td><td>7.270,26 €</td> </tr> <tr> <td>TOTAL SUM PER MONTH</td><td>41.396,52 €</td><td>1522</td><td>EARN FROM ACCO</td><td>2.250,09 €</td> </tr> <tr> <td>TOTAL SUM PERIOD 1</td><td>496.758,26 €</td><td>18264</td><td>TOTAL FROM CAR</td><td>379.351,57 €</td> </tr> <tr> <td>EARNINGS PER CAR</td><td>63.225,26 €</td><td></td><td>TOTAL FROM ACCO</td><td>117.406,69 €</td> </tr> <tr> <td>EARNINGS PER ACCUMULATOR CONTAINER</td><td>11.740,67 €</td><td></td><td></td><td></td> </tr> <tr> <td>TOTAL INCOME AFTER TAXES</td><td>397.406,61 €</td><td></td><td>TRACK INCOME AFTER TAX</td><td>83.221,98 €</td> </tr> <tr> <td>TOTAL INCOME PER CAR AFTER TAXES</td><td>55.638,23 €</td><td></td><td>TRACK INCOME PER MONTH</td><td>6.935,17 €</td> </tr> <tr> <td>TOTAL INCOME PER ACCUMULATOR CONTAINER AFTER TAXES</td><td>10.331,79 €</td><td></td><td>TRACK INCOME PER CAR</td><td>13.870,33 €</td> </tr> <tr> <td></td><td></td><td></td><td>-/- PER CAR/MONTH</td><td>1.155,86 €</td> </tr> <tr> <td>INCOME AFTER TRACK PAYMENT AND TAX</td><td>314.184,63 €</td><td></td><td>ELECTRICITY COSTS</td><td>3.241,62 €</td> </tr> <tr> <td>INCOME AFTER TRACK PAYMENT AND TAX PER MONTH</td><td>26.182,05 €</td><td></td><td>MAINTENANCE COSTS</td><td>- €</td> </tr> <tr> <td>INCOME AFTER TRACK PAYMENT AND TAX PER CAR+ACCU</td><td>52.364,10 €</td><td></td><td>TOTAL COSTS</td><td>3.241,62 €</td> </tr> <tr> <td>INCOME AFTER TRACK PAYMENT AND TAX PER CAR/MONTH</td><td>4.363,68 €</td><td></td><td></td><td></td> </tr> <tr> <td></td><td></td><td></td><td>TRACK PROFIT</td><td>79.980,36 €</td> </tr> <tr> <td></td><td></td><td></td><td>TRACK PROFIT PER MONTH</td><td>6.665,03 €</td> </tr> <tr> <td></td><td></td><td></td><td>TRACK PR PER MONTH/CAR</td><td>1.110,84 €</td> </tr> </table>				TOTAL SUM PER WEEK	9.520,35 €	350	EARN FROM CARS	7.270,26 €	TOTAL SUM PER MONTH	41.396,52 €	1522	EARN FROM ACCO	2.250,09 €	TOTAL SUM PERIOD 1	496.758,26 €	18264	TOTAL FROM CAR	379.351,57 €	EARNINGS PER CAR	63.225,26 €		TOTAL FROM ACCO	117.406,69 €	EARNINGS PER ACCUMULATOR CONTAINER	11.740,67 €				TOTAL INCOME AFTER TAXES	397.406,61 €		TRACK INCOME AFTER TAX	83.221,98 €	TOTAL INCOME PER CAR AFTER TAXES	55.638,23 €		TRACK INCOME PER MONTH	6.935,17 €	TOTAL INCOME PER ACCUMULATOR CONTAINER AFTER TAXES	10.331,79 €		TRACK INCOME PER CAR	13.870,33 €				-/- PER CAR/MONTH	1.155,86 €	INCOME AFTER TRACK PAYMENT AND TAX	314.184,63 €		ELECTRICITY COSTS	3.241,62 €	INCOME AFTER TRACK PAYMENT AND TAX PER MONTH	26.182,05 €		MAINTENANCE COSTS	- €	INCOME AFTER TRACK PAYMENT AND TAX PER CAR+ACCU	52.364,10 €		TOTAL COSTS	3.241,62 €	INCOME AFTER TRACK PAYMENT AND TAX PER CAR/MONTH	4.363,68 €							TRACK PROFIT	79.980,36 €				TRACK PROFIT PER MONTH	6.665,03 €				TRACK PR PER MONTH/CAR	1.110,84 €
KW COST		0,2012 €																																																																																																															
CAR MNTN		- €																																																																																																															
CAR WORK		- €																																																																																																															
TOTAL WRK		- €																																																																																																															
TOTAL SUM PER WEEK	9.520,35 €	350	EARN FROM CARS	7.270,26 €																																																																																																													
TOTAL SUM PER MONTH	41.396,52 €	1522	EARN FROM ACCO	2.250,09 €																																																																																																													
TOTAL SUM PERIOD 1	496.758,26 €	18264	TOTAL FROM CAR	379.351,57 €																																																																																																													
EARNINGS PER CAR	63.225,26 €		TOTAL FROM ACCO	117.406,69 €																																																																																																													
EARNINGS PER ACCUMULATOR CONTAINER	11.740,67 €																																																																																																																
TOTAL INCOME AFTER TAXES	397.406,61 €		TRACK INCOME AFTER TAX	83.221,98 €																																																																																																													
TOTAL INCOME PER CAR AFTER TAXES	55.638,23 €		TRACK INCOME PER MONTH	6.935,17 €																																																																																																													
TOTAL INCOME PER ACCUMULATOR CONTAINER AFTER TAXES	10.331,79 €		TRACK INCOME PER CAR	13.870,33 €																																																																																																													
			-/- PER CAR/MONTH	1.155,86 €																																																																																																													
INCOME AFTER TRACK PAYMENT AND TAX	314.184,63 €		ELECTRICITY COSTS	3.241,62 €																																																																																																													
INCOME AFTER TRACK PAYMENT AND TAX PER MONTH	26.182,05 €		MAINTENANCE COSTS	- €																																																																																																													
INCOME AFTER TRACK PAYMENT AND TAX PER CAR+ACCU	52.364,10 €		TOTAL COSTS	3.241,62 €																																																																																																													
INCOME AFTER TRACK PAYMENT AND TAX PER CAR/MONTH	4.363,68 €																																																																																																																
			TRACK PROFIT	79.980,36 €																																																																																																													
			TRACK PROFIT PER MONTH	6.665,03 €																																																																																																													
			TRACK PR PER MONTH/CAR	1.110,84 €																																																																																																													
<table border="1"> <tr> <th colspan="4">TRACK & CAR INFO</th> </tr> <tr> <td colspan="2">COST OF 1 CAR</td><td colspan="2">30.000,00 €</td> </tr> <tr> <td colspan="2">COST OF 1 ACCUMULATOR CONTAINER</td><td colspan="2">6.500,00 €</td> </tr> <tr> <th>TO</th><th>TC</th><th>TT</th><th></th> </tr> <tr> <td>MT----</td><td>12</td><td>22</td><td>10</td> </tr> <tr> <td>--WT--</td><td>12</td><td>22</td><td>10</td> </tr> <tr> <td>----FSS</td><td>9</td><td>22</td><td>13</td> </tr> </table>														TRACK & CAR INFO				COST OF 1 CAR		30.000,00 €		COST OF 1 ACCUMULATOR CONTAINER		6.500,00 €		TO	TC	TT		MT----	12	22	10	--WT--	12	22	10	----FSS	9	22	13																																																																								
TRACK & CAR INFO																																																																																																																	
COST OF 1 CAR		30.000,00 €																																																																																																															
COST OF 1 ACCUMULATOR CONTAINER		6.500,00 €																																																																																																															
TO	TC	TT																																																																																																															
MT----	12	22	10																																																																																																														
--WT--	12	22	10																																																																																																														
----FSS	9	22	13																																																																																																														
<table border="1"> <tr> <td>INCOME AFTER TRACK PAYMENT AND TAX PER CAR</td><td>39.988,07 €</td><td></td><td></td><td></td> </tr> <tr> <td>INCOME AFTER TRACK PAYMENT AND TAX PER ACCUMULATOR CONTAINER</td><td>7.425,62 €</td><td></td><td></td><td></td> </tr> <tr> <td>INCOME PER CAR PER MONTH</td><td>3.332,34 €</td><td></td><td>CAR DEPRECIATION MONTH</td><td>10</td> </tr> <tr> <td>INCOME PER ACCU PER MONTH</td><td>618,80 €</td><td></td><td>ACC DEPRECIATION MONTH</td><td>11</td> </tr> </table>														INCOME AFTER TRACK PAYMENT AND TAX PER CAR	39.988,07 €				INCOME AFTER TRACK PAYMENT AND TAX PER ACCUMULATOR CONTAINER	7.425,62 €				INCOME PER CAR PER MONTH	3.332,34 €		CAR DEPRECIATION MONTH	10	INCOME PER ACCU PER MONTH	618,80 €		ACC DEPRECIATION MONTH	11																																																																																
INCOME AFTER TRACK PAYMENT AND TAX PER CAR	39.988,07 €																																																																																																																
INCOME AFTER TRACK PAYMENT AND TAX PER ACCUMULATOR CONTAINER	7.425,62 €																																																																																																																
INCOME PER CAR PER MONTH	3.332,34 €		CAR DEPRECIATION MONTH	10																																																																																																													
INCOME PER ACCU PER MONTH	618,80 €		ACC DEPRECIATION MONTH	11																																																																																																													
END PHASE																																																																																																																	
STRT Y	6	STRT M	2	END Y	7	END M	1	TOTAL M	11	BREAK P	0	STRT M TOT	49	END M	60																																																																																																		
CARS:	6	ACCONT:	10	LENGTH:		FEE PER CAR:	400 €	FEE PER ACC:	60 €	RETURN %:	30,0%	BASE AMOUNT:	2 €	CHARGE PER MINUTE:	1,58 €																																																																																																		
DAY	TYPE	AVLBL DT	<7MINS (AVG:5)	7-12 (AVG 10)	12-16 (AVG 14)	16-22(AVG 19)	>22 (AVG 25)	PROFIT PER DAY	PROFIT TOTAL	users	minutes used	ax minutes possit	C	A																																																																																																			
MT----	2	1	4	10	14	19	25	462,42 €	924,83 €	17	271	1260	2	3																																																																																																			
--WT--	2	2	4	10	14	19	25	571,22 €	1.142,44 €	21	335	1260	2	3																																																																																																			
----FSS	3	5	13	17	17	15	13	1.740,86 €	5.222,59 €	64	1021	2040	3	5																																																																																																			
<table border="1"> <tr> <td colspan="2">KW COST</td><td colspan="2">0,2012 €</td> </tr> <tr> <td colspan="2">CAR MNTN</td><td colspan="2">- €</td> </tr> <tr> <td colspan="2">CAR WORK</td><td colspan="2">- €</td> </tr> <tr> <td colspan="2">TOTAL WRK</td><td colspan="2">- €</td> </tr> </table>														KW COST		0,2012 €		CAR MNTN		- €		CAR WORK		- €		TOTAL WRK		- €		<table border="1"> <tr> <td>TOTAL SUM PER WEEK</td><td>7.289,87 €</td><td>268</td><td>EARN FROM CARS</td><td>6.671,83 €</td> </tr> <tr> <td>TOTAL SUM PER MONTH</td><td>31.697,91 €</td><td>1165</td><td>EARN FROM ACCO</td><td>618,03 €</td> </tr> <tr> <td>TOTAL SUM PERIOD 1</td><td>348.676,99 €</td><td>12815</td><td>TOTAL FROM CAR</td><td>319.116,20 €</td> </tr> <tr> <td>EARNINGS PER CAR</td><td>53.186,03 €</td><td></td><td>TOTAL FROM ACCO</td><td>29.560,79 €</td> </tr> <tr> <td>EARNINGS PER ACCUMULATOR CONTAINER</td><td>2.956,08 €</td><td></td><td></td><td></td> </tr> <tr> <td>TOTAL INCOME AFTER TAXES</td><td>278.941,59 €</td><td></td><td>TRACK INCOME AFTER TAX</td><td>50.682,48 €</td> </tr> <tr> <td>TOTAL INCOME PER CAR AFTER TAXES</td><td>47.335,57 €</td><td></td><td>TRACK INCOME PER MONTH</td><td>4.607,50 €</td> </tr> <tr> <td>TOTAL INCOME PER ACCUMULATOR CONTAINER AFTER TAXES</td><td>2.630,91 €</td><td></td><td>TRACK INCOME PER CAR</td><td>8.447,08 €</td> </tr> <tr> <td></td><td></td><td></td><td>-/- PER CAR/MONTH</td><td>767,92 €</td> </tr> <tr> <td>INCOME AFTER TRACK PAYMENT AND TAX</td><td>228.259,12 €</td><td></td><td>ELECTRICITY COSTS</td><td>2.971,49 €</td> </tr> <tr> <td>INCOME AFTER TRACK PAYMENT AND TAX PER MONTH</td><td>20.750,83 €</td><td></td><td>MAINTENANCE COSTS</td><td>- €</td> </tr> <tr> <td>INCOME AFTER TRACK PAYMENT AND TAX PER CAR+ACCU</td><td>38.043,19 €</td><td></td><td>TOTAL COSTS</td><td>2.971,49 €</td> </tr> <tr> <td>INCOME AFTER TRACK PAYMENT AND TAX PER CAR/MONTH</td><td>3.458,47 €</td><td></td><td></td><td></td> </tr> <tr> <td></td><td></td><td></td><td>TRACK PROFIT</td><td>47.710,99 €</td> </tr> <tr> <td></td><td></td><td></td><td>TRACK PROFIT PER MONTH</td><td>4.337,36 €</td> </tr> <tr> <td></td><td></td><td></td><td>TRACK PR PER MONTH/CAR</td><td>722,89 €</td> </tr> </table>				TOTAL SUM PER WEEK	7.289,87 €	268	EARN FROM CARS	6.671,83 €	TOTAL SUM PER MONTH	31.697,91 €	1165	EARN FROM ACCO	618,03 €	TOTAL SUM PERIOD 1	348.676,99 €	12815	TOTAL FROM CAR	319.116,20 €	EARNINGS PER CAR	53.186,03 €		TOTAL FROM ACCO	29.560,79 €	EARNINGS PER ACCUMULATOR CONTAINER	2.956,08 €				TOTAL INCOME AFTER TAXES	278.941,59 €		TRACK INCOME AFTER TAX	50.682,48 €	TOTAL INCOME PER CAR AFTER TAXES	47.335,57 €		TRACK INCOME PER MONTH	4.607,50 €	TOTAL INCOME PER ACCUMULATOR CONTAINER AFTER TAXES	2.630,91 €		TRACK INCOME PER CAR	8.447,08 €				-/- PER CAR/MONTH	767,92 €	INCOME AFTER TRACK PAYMENT AND TAX	228.259,12 €		ELECTRICITY COSTS	2.971,49 €	INCOME AFTER TRACK PAYMENT AND TAX PER MONTH	20.750,83 €		MAINTENANCE COSTS	- €	INCOME AFTER TRACK PAYMENT AND TAX PER CAR+ACCU	38.043,19 €		TOTAL COSTS	2.971,49 €	INCOME AFTER TRACK PAYMENT AND TAX PER CAR/MONTH	3.458,47 €							TRACK PROFIT	47.710,99 €				TRACK PROFIT PER MONTH	4.337,36 €				TRACK PR PER MONTH/CAR	722,89 €
KW COST		0,2012 €																																																																																																															
CAR MNTN		- €																																																																																																															
CAR WORK		- €																																																																																																															
TOTAL WRK		- €																																																																																																															
TOTAL SUM PER WEEK	7.289,87 €	268	EARN FROM CARS	6.671,83 €																																																																																																													
TOTAL SUM PER MONTH	31.697,91 €	1165	EARN FROM ACCO	618,03 €																																																																																																													
TOTAL SUM PERIOD 1	348.676,99 €	12815	TOTAL FROM CAR	319.116,20 €																																																																																																													
EARNINGS PER CAR	53.186,03 €		TOTAL FROM ACCO	29.560,79 €																																																																																																													
EARNINGS PER ACCUMULATOR CONTAINER	2.956,08 €																																																																																																																
TOTAL INCOME AFTER TAXES	278.941,59 €		TRACK INCOME AFTER TAX	50.682,48 €																																																																																																													
TOTAL INCOME PER CAR AFTER TAXES	47.335,57 €		TRACK INCOME PER MONTH	4.607,50 €																																																																																																													
TOTAL INCOME PER ACCUMULATOR CONTAINER AFTER TAXES	2.630,91 €		TRACK INCOME PER CAR	8.447,08 €																																																																																																													
			-/- PER CAR/MONTH	767,92 €																																																																																																													
INCOME AFTER TRACK PAYMENT AND TAX	228.259,12 €		ELECTRICITY COSTS	2.971,49 €																																																																																																													
INCOME AFTER TRACK PAYMENT AND TAX PER MONTH	20.750,83 €		MAINTENANCE COSTS	- €																																																																																																													
INCOME AFTER TRACK PAYMENT AND TAX PER CAR+ACCU	38.043,19 €		TOTAL COSTS	2.971,49 €																																																																																																													
INCOME AFTER TRACK PAYMENT AND TAX PER CAR/MONTH	3.458,47 €																																																																																																																
			TRACK PROFIT	47.710,99 €																																																																																																													
			TRACK PROFIT PER MONTH	4.337,36 €																																																																																																													
			TRACK PR PER MONTH/CAR	722,89 €																																																																																																													
<table border="1"> <tr> <th colspan="4">TRACK & CAR INFO</th> </tr> <tr> <td colspan="2">COST OF 1 CAR</td><td colspan="2">30.000,00 €</td> </tr> <tr> <td colspan="2">COST OF 1 ACCUMULATOR CONTAINER</td><td colspan="2">6.500,00 €</td> </tr> <tr> <th>TO</th><th>TC</th><th>TT</th><th></th> </tr> <tr> <td>MT----</td><td>12</td><td>22</td><td>10</td> </tr> <tr> <td>--WT--</td><td>12</td><td>22</td><td>10</td> </tr> <tr> <td>----FSS</td><td>9</td><td>22</td><td>13</td> </tr> </table>														TRACK & CAR INFO				COST OF 1 CAR		30.000,00 €		COST OF 1 ACCUMULATOR CONTAINER		6.500,00 €		TO	TC	TT		MT----	12	22	10	--WT--	12	22	10	----FSS	9	22	13																																																																								
TRACK & CAR INFO																																																																																																																	
COST OF 1 CAR		30.000,00 €																																																																																																															
COST OF 1 ACCUMULATOR CONTAINER		6.500,00 €																																																																																																															
TO	TC	TT																																																																																																															
MT----	12	22	10																																																																																																														
--WT--	12	22	10																																																																																																														
----FSS	9	22	13																																																																																																														
<table border="1"> <tr> <td>INCOME AFTER TRACK PAYMENT AND TAX PER CAR</td><td>34.817,89 €</td><td></td><td></td><td></td> </tr> <tr> <td>INCOME AFTER TRACK PAYMENT AND TAX PER ACCUMULATOR CONTAINER</td><td>1.935,18 €</td><td></td><td></td><td></td> </tr> <tr> <td>INCOME PER CAR PER MONTH</td><td>3.165,26 €</td><td></td><td>CAR DEPRECIATION MONTH</td><td>10</td> </tr> <tr> <td>INCOME PER ACCU PER MONTH</td><td>175,93 €</td><td></td><td>ACC DEPRECIATION MONTH</td><td>37</td> </tr> </table>														INCOME AFTER TRACK PAYMENT AND TAX PER CAR	34.817,89 €				INCOME AFTER TRACK PAYMENT AND TAX PER ACCUMULATOR CONTAINER	1.935,18 €				INCOME PER CAR PER MONTH	3.165,26 €		CAR DEPRECIATION MONTH	10	INCOME PER ACCU PER MONTH	175,93 €		ACC DEPRECIATION MONTH	37																																																																																
INCOME AFTER TRACK PAYMENT AND TAX PER CAR	34.817,89 €																																																																																																																
INCOME AFTER TRACK PAYMENT AND TAX PER ACCUMULATOR CONTAINER	1.935,18 €																																																																																																																
INCOME PER CAR PER MONTH	3.165,26 €		CAR DEPRECIATION MONTH	10																																																																																																													
INCOME PER ACCU PER MONTH	175,93 €		ACC DEPRECIATION MONTH	37																																																																																																													

STYRIA KARTING

TOTAL																				
PHASES	INTRO	2	GROW 1	2	GROW 2	8			MAT 1	12	MAT 2	12	MAT 3		12	END PHASE		12		
MONTHS	TOTAL INCOME	STRT Y	STRT M	END Y	END M	RETURN %	INCOME AFTER TAX	TRACK PROFIT	INCOME AFTER TAX & TRACK	INCOME PER CAR	INCOME PER ACCUMULATOR	PROFIT	RACES	RACES/MONTH	CARS	ACCU	BREAK			
I	2	30.515,15 €	2	1	2	3	30,0%	24.412,12 €	2.743,37 €	21.128,48 €	5.282,12 €	- €	21.128,48 €	1122	561	4	7	0		
G1	2	53.933,75 €	2	3	2	5	30,0%	43.147,00 €	8.363,83 €	34.242,90 €	6.940,67 €	925,75 €	34.242,90 €	1982	991	4	7	0		
G2	8	275.346,01 €	2	5	3	1	30,0%	220.276,81 €	39.921,96 €	178.193,77 €	25.849,22 €	2.309,84 €	178.193,77 €	10120	1265	6	10	0		
M1	12	573.400,97 €	3	1	4	1	30,0%	458.720,77 €	98.374,61 €	357.104,54 €	41.143,48 €	11.024,37 €	357.104,54 €	21084	1757	6	10	0		
M2	12	525.144,45 €	4	1	5	1	30,0%	420.115,56 €	86.793,05 €	330.080,89 €	40.037,77 €	8.985,43 €	330.080,89 €	19308	1609	6	10	0		
M3	12	425.792,80 €	5	1	6	1	30,0%	340.634,24 €	62.948,65 €	274.443,97 €	38.617,16 €	4.274,10 €	274.443,97 €	15648	1304	6	10	0		
E	12	326.441,15 €	6	1	7	1	30,0%	261.152,92 €	39.104,25 €	218.807,04 €	36.467,84 €	- €	218.807,04 €	12000	1000	6	10	0		
T	60	2.210.574,28 €						1.768.459,42 €	338.249,72 €	1.414.001,59 €	194.338,3 €	27.519,48 €	1.414.001,59 €	81264	1212					
MONTHLY																				
MONTHS	TOTAL INCOME	TRACK PROFIT	AFTER TAX	INCOME PER CAR	INCOME PER ACCUMULATOR	PROFIT PER MONTH	RACES	TOTAL INCOME	TRACK PROFIT	INCOME AFTER TAX & TRACK	INCOME PER CAR	INCOME PER ACCUMULATOR	PROFIT	RACES						
0																				
1																				
2	11	29.579,70 €	4.185,36 €	19.208,27 €	3.167,35 €	267,90 €	19.208,27 €	1.087	325.376,66 €	46.038,91 €	211.290,93 €	34.840,86 €	2.946,86 €	211.290,93 €	11.959					
3	12	46.669,65 €	7.930,58 €	29.135,00 €	3.412,17 €	866,20 €	29.135,00 €	1.716	560.035,80 €	95.166,97 €	349.620,05 €	40.946,01 €	10.394,40 €	349.620,05 €	20.592					
4	12	44.097,15 €	7.313,18 €	27.694,41 €	3.344,16 €	762,94 €	27.694,41 €	1.621	529.165,83 €	87.758,18 €	332.332,86 €	40.129,91 €	9.155,34 €	332.332,86 €	19.456					
5	12	36.172,68 €	5.411,31 €	23.256,70 €	3.227,96 €	388,89 €	23.256,70 €	1.329	434.072,10 €	64.935,68 €	279.080,38 €	38.735,55 €	4.666,71 €	279.080,38 €	15.953					
6	12	27.893,37 €	3.424,27 €	18.620,29 €	3.053,91 €	29,68 €	18.620,29 €	1.025	334.720,45 €	41.091,29 €	223.443,45 €	36.646,95 €	356,17 €	223.443,45 €	12.304					
7	7	3.886,20 €	465,53 €	2.604,85 €	434,14 €	- €	2.604,85 €	143	27.203,43 €	3.258,69 €	18.233,92 €	3.038,99 €	- €	18.233,92 €	1.000					
T	66								2.210.574,28 €	338.249,72 €	1.414.001,59 €	194.338,27 €	27.519,48 €	1.414.001,59 €	81.264					
INTRODUCTION PHASE																				
STRT Y	2	STRT M	1	END Y	2	END M	3	TOTAL M	2	BREAK P	0	STRT M TOT	0	END M	2					
CARS:	4	ACCONT:	7	LENGTH:	1,25	FEE PER CAR:	400 €	FEE PER ACC:	60 €	RETURN %:	30,0%	BASE AMOUNT:	2 €	CHARGE PER MINUTE:	1,58 €					
DAY	AVLBL DT	TYPE	<7MINS (AVG:5)	7-12 (AVG 10)	12-16 (AVG 14)	16-22(AVG 19)	>22 (AVG 25)	PROFIT PER DAY	PROFIT TOTAL	users	minutes used	possible	C	A						
MT----	2	1	2	3	2	2	2	272,01 €	544,02 €	10	160	870	2	3						
--WT--	2	1	3	4	3	3	3	380,81 €	761,63 €	14	223	870	2	3						
----FSS	3	2	6	7	6	6	6	734,43 €	2.203,28 €	27	431	1410	3	5						
VAT	AUSTRIA	20	MONTHS	2	KW COST		0,2012 €	TOTAL SUM PER WEEK		3.508,93 €	129	EARN FROM CARS	3.508,93 €							
					CAR MNTN		- €	TOTAL SUM PER MONTH		15.257,58 €	561	EARN FROM ACCO	- €							
					CAR WORK		- €	TOTAL SUM PERIOD 1		30.515,15 €	1122	TOTAL FROM CAR	30.515,15 €							
					TOTAL WRK		- €	EARNINGS PER CAR		7.628,79 €		TOTAL FROM ACCO	- €							
										EARNINGS PER ACCUMULATOR CONTAINER		- €								
										TOTAL INCOME AFTER TAXES		24.412,12 €	TRACK INCOME AFTER TAX		3.283,64 €					
										TOTAL INCOME PER CAR AFTER TAXES		7.476,21 €	TRACK INCOME PER MONTH		1.641,82 €					
										TOTAL INCOME PER ACCUMULATOR CONTAINER AFTER TAXES		- €	TRACK INCOME PER CAR		820,91 €					
										INCOME AFTER TRACK PAYMENT AND TAX		21.128,48 €	-/- PER CAR/MONTH		410,45 €					
										INCOME AFTER TRACK PAYMENT AND TAX PER MONTH		10.564,24 €	ELECTRICITY COSTS		540,27 €					
										INCOME AFTER TRACK PAYMENT AND TAX PER CAR+ACCU		5.282,12 €	MAINTENANCE COSTS		- €					
										INCOME AFTER TRACK PAYMENT AND TAX PER CAR/MONTH		2.641,06 €	TOTAL COSTS		540,27 €					
										TRACK & CAR INFO		COST OF 1 CAR		30.000,00 €						
										COST OF 1 ACCUMULATOR CONTAINER		6.500,00 €	TRACK PROFIT		2.743,37 €					
										TO		TC	TT	TRACK PROFIT PER MONTH		1.371,68 €				
										MT----		12	22	10	TRACK PR PER MONTH/CAR		342,92 €			
										--WT--		12	22	10	INCOME AFTER TRACK PAYMENT AND TAX PER CAR		5.282,12 €			
										----FSS		9	22	13	INCOME AFTER TRACK PAYMENT AND TAX PER ACCUMULATOR CONTAINER		- €			
										INCOME PER CAR PER MONTH		2.641,06 €	CAR DEPRECIATION MONTH		12					
										INCOME PER ACCU PER MONTH		- €	ACC DEPRECIATION MONTH		#ΔIAP./0!					

GROWTH PHASE 1																																																																																																																																																																																																																					
STRT Y	2	STRT M	3	END Y	2	END M	5	TOTAL M	2	BREAK P	0	STRT M TOT	2	END M	4																																																																																																																																																																																																						
CARS:	4	ACCONT:	7	LENGTH:	1,25	FEE PER CAR:	400 €	FEE PER ACC:	60 €	RETURN %:	30,0%	BASE AMOUNT:	2 €	CHARGE PER MINUTE:	1,58 €																																																																																																																																																																																																						
DAY	TYPE	AVLBL DT	<7MINS (AVG:5)	7-12 (AVG 10)	12-16 (AVG 14)	16-22(AVG 19)	>22 (AVG 25)	PROFIT PER DAY	PROFIT TOTAL	users	minutes used	ax minutes possit	C	A																																																																																																																																																																																																							
MT----	2	1	3	4	4	4	3	435,22 €	870,43 €	16	255	870	2	3																																																																																																																																																																																																							
--WT--	2	2	4	5	5	4	4	544,02 €	1.088,04 €	20	319	870	2	3																																																																																																																																																																																																							
----FSS	3	4	11	14	14	12	11	1.414,45 €	4.243,36 €	52	829	1410	3	5																																																																																																																																																																																																							
<table border="1"> <tr> <td colspan="2">KW COST</td><td colspan="2">0,2012 €</td> </tr> <tr> <td colspan="2">CAR MNTN</td><td colspan="2">- €</td> </tr> <tr> <td colspan="2">CAR WORK</td><td colspan="2">- €</td> </tr> <tr> <td colspan="2">TOTAL WRK</td><td colspan="2">- €</td> </tr> </table>														KW COST		0,2012 €		CAR MNTN		- €		CAR WORK		- €		TOTAL WRK		- €																																																																																																																																																																																									
KW COST		0,2012 €																																																																																																																																																																																																																			
CAR MNTN		- €																																																																																																																																																																																																																			
CAR WORK		- €																																																																																																																																																																																																																			
TOTAL WRK		- €																																																																																																																																																																																																																			
<table border="1"> <tr> <td colspan="2">TOTAL SUM PER WEEK</td><td colspan="2">6.201,83 €</td><td colspan="2">228</td><td colspan="2">EARN FROM CARS</td><td colspan="2">5.028,18 €</td> </tr> <tr> <td colspan="2">TOTAL SUM PER MONTH</td><td colspan="2">26.966,88 €</td><td colspan="2">991</td><td colspan="2">EARN FROM ACCO</td><td colspan="2">1.173,65 €</td> </tr> <tr> <td colspan="2">TOTAL SUM PERIOD 1</td><td colspan="2">53.933,75 €</td><td colspan="2">1982</td><td colspan="2">TOTAL FROM CAR</td><td colspan="2">43.727,19 €</td> </tr> <tr> <td colspan="2">EARNINGS PER CAR</td><td colspan="2">10.931,80 €</td><td colspan="2"></td><td colspan="2">TOTAL FROM ACCO</td><td colspan="2">10.206,57 €</td> </tr> <tr> <td colspan="2">EARNINGS PER ACCUMULATOR CONTAINER</td><td colspan="2">1.458,08 €</td><td colspan="2"></td><td colspan="2"></td><td colspan="2"></td> </tr> <tr> <td colspan="2">TOTAL INCOME AFTER TAXES</td><td colspan="2">43.147,00 €</td><td colspan="2"></td><td colspan="2">TRACK INCOME AFTER TAX</td><td colspan="2">8.904,10 €</td> </tr> <tr> <td colspan="2">TOTAL INCOME PER CAR AFTER TAXES</td><td colspan="2">10.713,16 €</td><td colspan="2"></td><td colspan="2">TRACK INCOME PER MONTH</td><td colspan="2">4.452,05 €</td> </tr> <tr> <td colspan="2">TOTAL INCOME PER ACCUMULATOR CONTAINER AFTER TAXES</td><td colspan="2">1.428,92 €</td><td colspan="2"></td><td colspan="2">TRACK INCOME PER CAR</td><td colspan="2">2.226,03 €</td> </tr> <tr> <td colspan="2"></td><td colspan="2"></td><td colspan="2"></td><td colspan="2">-/- PER CAR/MONTH</td><td colspan="2">1.113,01 €</td> </tr> <tr> <td colspan="2">INCOME AFTER TRACK PAYMENT AND TAX</td><td colspan="2">34.242,90 €</td><td colspan="2"></td><td colspan="2">ELECTRICITY COSTS</td><td colspan="2">540,27 €</td> </tr> <tr> <td colspan="2">INCOME AFTER TRACK PAYMENT AND TAX PER MONTH</td><td colspan="2">17.121,45 €</td><td colspan="2"></td><td colspan="2">MAINTENANCE COSTS</td><td colspan="2">- €</td> </tr> <tr> <td colspan="2">INCOME AFTER TRACK PAYMENT AND TAX PER CAR+ACCU</td><td colspan="2">8.560,73 €</td><td colspan="2"></td><td colspan="2">TOTAL COSTS</td><td colspan="2">540,27 €</td> </tr> <tr> <td colspan="2">INCOME AFTER TRACK PAYMENT AND TAX PER CAR/MONTH</td><td colspan="2">4.280,36 €</td><td colspan="2"></td><td colspan="2"></td><td colspan="2"></td> </tr> <tr> <td colspan="2"></td><td colspan="2"></td><td colspan="2"></td><td colspan="2">TRACK PROFIT</td><td colspan="2">8.363,83 €</td> </tr> <tr> <td colspan="2"></td><td colspan="2"></td><td colspan="2"></td><td colspan="2">TRACK PROFIT PER MONTH</td><td colspan="2">4.181,92 €</td> </tr> <tr> <td colspan="2"></td><td colspan="2"></td><td colspan="2"></td><td colspan="2">TRACK PR PER MONTH/CAR</td><td colspan="2">1.045,48 €</td> </tr> <tr> <td colspan="2">INCOME AFTER TRACK PAYMENT AND TAX PER CAR</td><td colspan="2">6.940,67 €</td><td colspan="2"></td><td colspan="2"></td><td colspan="2"></td> </tr> <tr> <td colspan="2">INCOME AFTER TRACK PAYMENT AND TAX PER ACCUMULATOR CONTAINER</td><td colspan="2">925,75 €</td><td colspan="2"></td><td colspan="2"></td><td colspan="2"></td> </tr> <tr> <td colspan="2">INCOME PER CAR PER MONTH</td><td colspan="2">3.470,34 €</td><td colspan="2"></td><td colspan="2">CAR DEPRECIATION MONTH</td><td colspan="2">9</td> </tr> <tr> <td colspan="2">INCOME PER ACCU PER MONTH</td><td colspan="2">462,87 €</td><td colspan="2"></td><td colspan="2">ACC DEPRECIATION MONTH</td><td colspan="2">15</td> </tr> </table>														TOTAL SUM PER WEEK		6.201,83 €		228		EARN FROM CARS		5.028,18 €		TOTAL SUM PER MONTH		26.966,88 €		991		EARN FROM ACCO		1.173,65 €		TOTAL SUM PERIOD 1		53.933,75 €		1982		TOTAL FROM CAR		43.727,19 €		EARNINGS PER CAR		10.931,80 €				TOTAL FROM ACCO		10.206,57 €		EARNINGS PER ACCUMULATOR CONTAINER		1.458,08 €								TOTAL INCOME AFTER TAXES		43.147,00 €				TRACK INCOME AFTER TAX		8.904,10 €		TOTAL INCOME PER CAR AFTER TAXES		10.713,16 €				TRACK INCOME PER MONTH		4.452,05 €		TOTAL INCOME PER ACCUMULATOR CONTAINER AFTER TAXES		1.428,92 €				TRACK INCOME PER CAR		2.226,03 €								-/- PER CAR/MONTH		1.113,01 €		INCOME AFTER TRACK PAYMENT AND TAX		34.242,90 €				ELECTRICITY COSTS		540,27 €		INCOME AFTER TRACK PAYMENT AND TAX PER MONTH		17.121,45 €				MAINTENANCE COSTS		- €		INCOME AFTER TRACK PAYMENT AND TAX PER CAR+ACCU		8.560,73 €				TOTAL COSTS		540,27 €		INCOME AFTER TRACK PAYMENT AND TAX PER CAR/MONTH		4.280,36 €														TRACK PROFIT		8.363,83 €								TRACK PROFIT PER MONTH		4.181,92 €								TRACK PR PER MONTH/CAR		1.045,48 €		INCOME AFTER TRACK PAYMENT AND TAX PER CAR		6.940,67 €								INCOME AFTER TRACK PAYMENT AND TAX PER ACCUMULATOR CONTAINER		925,75 €								INCOME PER CAR PER MONTH		3.470,34 €				CAR DEPRECIATION MONTH		9		INCOME PER ACCU PER MONTH		462,87 €				ACC DEPRECIATION MONTH		15	
TOTAL SUM PER WEEK		6.201,83 €		228		EARN FROM CARS		5.028,18 €																																																																																																																																																																																																													
TOTAL SUM PER MONTH		26.966,88 €		991		EARN FROM ACCO		1.173,65 €																																																																																																																																																																																																													
TOTAL SUM PERIOD 1		53.933,75 €		1982		TOTAL FROM CAR		43.727,19 €																																																																																																																																																																																																													
EARNINGS PER CAR		10.931,80 €				TOTAL FROM ACCO		10.206,57 €																																																																																																																																																																																																													
EARNINGS PER ACCUMULATOR CONTAINER		1.458,08 €																																																																																																																																																																																																																			
TOTAL INCOME AFTER TAXES		43.147,00 €				TRACK INCOME AFTER TAX		8.904,10 €																																																																																																																																																																																																													
TOTAL INCOME PER CAR AFTER TAXES		10.713,16 €				TRACK INCOME PER MONTH		4.452,05 €																																																																																																																																																																																																													
TOTAL INCOME PER ACCUMULATOR CONTAINER AFTER TAXES		1.428,92 €				TRACK INCOME PER CAR		2.226,03 €																																																																																																																																																																																																													
						-/- PER CAR/MONTH		1.113,01 €																																																																																																																																																																																																													
INCOME AFTER TRACK PAYMENT AND TAX		34.242,90 €				ELECTRICITY COSTS		540,27 €																																																																																																																																																																																																													
INCOME AFTER TRACK PAYMENT AND TAX PER MONTH		17.121,45 €				MAINTENANCE COSTS		- €																																																																																																																																																																																																													
INCOME AFTER TRACK PAYMENT AND TAX PER CAR+ACCU		8.560,73 €				TOTAL COSTS		540,27 €																																																																																																																																																																																																													
INCOME AFTER TRACK PAYMENT AND TAX PER CAR/MONTH		4.280,36 €																																																																																																																																																																																																																			
						TRACK PROFIT		8.363,83 €																																																																																																																																																																																																													
						TRACK PROFIT PER MONTH		4.181,92 €																																																																																																																																																																																																													
						TRACK PR PER MONTH/CAR		1.045,48 €																																																																																																																																																																																																													
INCOME AFTER TRACK PAYMENT AND TAX PER CAR		6.940,67 €																																																																																																																																																																																																																			
INCOME AFTER TRACK PAYMENT AND TAX PER ACCUMULATOR CONTAINER		925,75 €																																																																																																																																																																																																																			
INCOME PER CAR PER MONTH		3.470,34 €				CAR DEPRECIATION MONTH		9																																																																																																																																																																																																													
INCOME PER ACCU PER MONTH		462,87 €				ACC DEPRECIATION MONTH		15																																																																																																																																																																																																													
<table border="1"> <tr> <th colspan="4">TRACK & CAR INFO</th> </tr> <tr> <td colspan="2">COST OF 1 CAR</td><td colspan="2">30.000,00 €</td> </tr> <tr> <td colspan="2">COST OF 1 ACCUMULATOR CONTAINER</td><td colspan="2">6.500,00 €</td> </tr> <tr> <th>TO</th><th>TC</th><th>TT</th><th></th> </tr> <tr> <td>MT----</td><td>12</td><td>22</td><td>10</td> </tr> <tr> <td>--WT--</td><td>12</td><td>22</td><td>10</td> </tr> <tr> <td>----FSS</td><td>9</td><td>22</td><td>13</td> </tr> </table>														TRACK & CAR INFO				COST OF 1 CAR		30.000,00 €		COST OF 1 ACCUMULATOR CONTAINER		6.500,00 €		TO	TC	TT		MT----	12	22	10	--WT--	12	22	10	----FSS	9	22	13																																																																																																																																																																												
TRACK & CAR INFO																																																																																																																																																																																																																					
COST OF 1 CAR		30.000,00 €																																																																																																																																																																																																																			
COST OF 1 ACCUMULATOR CONTAINER		6.500,00 €																																																																																																																																																																																																																			
TO	TC	TT																																																																																																																																																																																																																			
MT----	12	22	10																																																																																																																																																																																																																		
--WT--	12	22	10																																																																																																																																																																																																																		
----FSS	9	22	13																																																																																																																																																																																																																		
GROWTH PHASE 2																																																																																																																																																																																																																					
STRT Y	2	STRT M	5	END Y	3	END M	1	TOTAL M	8	BREAK P	0	STRT M TOT	4	END M	12																																																																																																																																																																																																						
CARS:	6	ACCONT:	10	LENGTH:	1,25	FEE PER CAR:	400 €	FEE PER ACC:	60 €	RETURN %:	30,0%	BASE AMOUNT:	2 €	CHARGE PER MINUTE:	1,58 €																																																																																																																																																																																																						
DAY	TYPE	AVLBL DT	<7MINS (AVG:5)	7-12 (AVG 10)	12-16 (AVG 14)	16-22(AVG 19)	>22 (AVG 25)	PROFIT PER DAY	PROFIT TOTAL	users	minutes used	ax minutes possit	C	A																																																																																																																																																																																																							
MT----	2	1	4	5	4	4	4	489,62 €	979,24 €	18	287	1260	2	3																																																																																																																																																																																																							
--WT--	2	2	5	6	6	5	5	652,82 €	1.305,65 €	24	383	1260	2	3																																																																																																																																																																																																							
----FSS	3	6	14	18	18	17	14	1.876,87 €	5.630,61 €	69	1101	2040	3	5																																																																																																																																																																																																							
<table border="1"> <tr> <td colspan="2">KW COST</td><td colspan="2">0,2012 €</td> </tr> <tr> <td colspan="2">CAR MNTN</td><td colspan="2">- €</td> </tr> <tr> <td colspan="2">CAR WORK</td><td colspan="2">- €</td> </tr> <tr> <td colspan="2">TOTAL WRK</td><td colspan="2">- €</td> </tr> </table>														KW COST		0,2012 €		CAR MNTN		- €		CAR WORK		- €		TOTAL WRK		- €																																																																																																																																																																																									
KW COST		0,2012 €																																																																																																																																																																																																																			
CAR MNTN		- €																																																																																																																																																																																																																			
CAR WORK		- €																																																																																																																																																																																																																			
TOTAL WRK		- €																																																																																																																																																																																																																			
<table border="1"> <tr> <td colspan="2">TOTAL SUM PER WEEK</td><td colspan="2">7.915,49 €</td><td colspan="2">291</td><td colspan="2">EARN FROM CARS</td><td colspan="2">6.889,44 €</td> </tr> <tr> <td colspan="2">TOTAL SUM PER MONTH</td><td colspan="2">34.418,25 €</td><td colspan="2">1265</td><td colspan="2">EARN FROM ACCO</td><td colspan="2">1.026,05 €</td> </tr> <tr> <td colspan="2">TOTAL SUM PERIOD 1</td><td colspan="2">275.346,01 €</td><td colspan="2">10120</td><td colspan="2">TOTAL FROM CAR</td><td colspan="2">239.654,16 €</td> </tr> <tr> <td colspan="2">EARNINGS PER CAR</td><td colspan="2">39.942,36 €</td><td colspan="2"></td><td colspan="2">TOTAL FROM ACCO</td><td colspan="2">35.691,85 €</td> </tr> <tr> <td colspan="2">EARNINGS PER ACCUMULATOR CONTAINER</td><td colspan="2">3.569,18 €</td><td colspan="2"></td><td colspan="2"></td><td colspan="2"></td> </tr> <tr> <td colspan="2">TOTAL INCOME AFTER TAXES</td><td colspan="2">220.276,81 €</td><td colspan="2"></td><td colspan="2">TRACK INCOME AFTER TAX</td><td colspan="2">42.083,04 €</td> </tr> <tr> <td colspan="2">TOTAL INCOME PER CAR AFTER TAXES</td><td colspan="2">36.746,97 €</td><td colspan="2"></td><td colspan="2">TRACK INCOME PER MONTH</td><td colspan="2">5.260,38 €</td> </tr> <tr> <td colspan="2">TOTAL INCOME PER ACCUMULATOR CONTAINER AFTER TAXES</td><td colspan="2">3.283,65 €</td><td colspan="2"></td><td colspan="2">TRACK INCOME PER CAR</td><td colspan="2">7.013,84 €</td> </tr> <tr> <td colspan="2"></td><td colspan="2"></td><td colspan="2"></td><td colspan="2">-/- PER CAR/MONTH</td><td colspan="2">876,73 €</td> </tr> <tr> <td colspan="2">INCOME AFTER TRACK PAYMENT AND TAX</td><td colspan="2">178.193,77 €</td><td colspan="2"></td><td colspan="2">ELECTRICITY COSTS</td><td colspan="2">2.161,08 €</td> </tr> <tr> <td colspan="2">INCOME AFTER TRACK PAYMENT AND TAX PER MONTH</td><td colspan="2">22.274,22 €</td><td colspan="2"></td><td colspan="2">MAINTENANCE COSTS</td><td colspan="2">- €</td> </tr> <tr> <td colspan="2">INCOME AFTER TRACK PAYMENT AND TAX PER CAR+ACCU</td><td colspan="2">29.698,96 €</td><td colspan="2"></td><td colspan="2">TOTAL COSTS</td><td colspan="2">2.161,08 €</td> </tr> <tr> <td colspan="2">INCOME AFTER TRACK PAYMENT AND TAX PER CAR/MONTH</td><td colspan="2">3.712,37 €</td><td colspan="2"></td><td colspan="2"></td><td colspan="2"></td> </tr> <tr> <td colspan="2"></td><td colspan="2"></td><td colspan="2"></td><td colspan="2">TRACK PROFIT</td><td colspan="2">39.921,96 €</td> </tr> <tr> <td colspan="2"></td><td colspan="2"></td><td colspan="2"></td><td colspan="2">TRACK PROFIT PER MONTH</td><td colspan="2">4.990,25 €</td> </tr> <tr> <td colspan="2"></td><td colspan="2"></td><td colspan="2"></td><td colspan="2">TRACK PR PER MONTH/CAR</td><td colspan="2">831,71 €</td> </tr> <tr> <td colspan="2">INCOME AFTER TRACK PAYMENT AND TAX PER CAR</td><td colspan="2">25.849,22 €</td><td colspan="2"></td><td colspan="2"></td><td colspan="2"></td> </tr> <tr> <td colspan="2">INCOME AFTER TRACK PAYMENT AND TAX PER ACCUMULATOR CONTAINER</td><td colspan="2">2.309,84 €</td><td colspan="2"></td><td colspan="2"></td><td colspan="2"></td> </tr> <tr> <td colspan="2">INCOME PER CAR PER MONTH</td><td colspan="2">3.231,15 €</td><td colspan="2"></td><td colspan="2">CAR DEPRECIATION MONTH</td><td colspan="2">10</td> </tr> <tr> <td colspan="2">INCOME PER ACCU PER MONTH</td><td colspan="2">288,73 €</td><td colspan="2"></td><td colspan="2">ACC DEPRECIATION MONTH</td><td colspan="2">23</td> </tr> </table>														TOTAL SUM PER WEEK		7.915,49 €		291		EARN FROM CARS		6.889,44 €		TOTAL SUM PER MONTH		34.418,25 €		1265		EARN FROM ACCO		1.026,05 €		TOTAL SUM PERIOD 1		275.346,01 €		10120		TOTAL FROM CAR		239.654,16 €		EARNINGS PER CAR		39.942,36 €				TOTAL FROM ACCO		35.691,85 €		EARNINGS PER ACCUMULATOR CONTAINER		3.569,18 €								TOTAL INCOME AFTER TAXES		220.276,81 €				TRACK INCOME AFTER TAX		42.083,04 €		TOTAL INCOME PER CAR AFTER TAXES		36.746,97 €				TRACK INCOME PER MONTH		5.260,38 €		TOTAL INCOME PER ACCUMULATOR CONTAINER AFTER TAXES		3.283,65 €				TRACK INCOME PER CAR		7.013,84 €								-/- PER CAR/MONTH		876,73 €		INCOME AFTER TRACK PAYMENT AND TAX		178.193,77 €				ELECTRICITY COSTS		2.161,08 €		INCOME AFTER TRACK PAYMENT AND TAX PER MONTH		22.274,22 €				MAINTENANCE COSTS		- €		INCOME AFTER TRACK PAYMENT AND TAX PER CAR+ACCU		29.698,96 €				TOTAL COSTS		2.161,08 €		INCOME AFTER TRACK PAYMENT AND TAX PER CAR/MONTH		3.712,37 €														TRACK PROFIT		39.921,96 €								TRACK PROFIT PER MONTH		4.990,25 €								TRACK PR PER MONTH/CAR		831,71 €		INCOME AFTER TRACK PAYMENT AND TAX PER CAR		25.849,22 €								INCOME AFTER TRACK PAYMENT AND TAX PER ACCUMULATOR CONTAINER		2.309,84 €								INCOME PER CAR PER MONTH		3.231,15 €				CAR DEPRECIATION MONTH		10		INCOME PER ACCU PER MONTH		288,73 €				ACC DEPRECIATION MONTH		23	
TOTAL SUM PER WEEK		7.915,49 €		291		EARN FROM CARS		6.889,44 €																																																																																																																																																																																																													
TOTAL SUM PER MONTH		34.418,25 €		1265		EARN FROM ACCO		1.026,05 €																																																																																																																																																																																																													
TOTAL SUM PERIOD 1		275.346,01 €		10120		TOTAL FROM CAR		239.654,16 €																																																																																																																																																																																																													
EARNINGS PER CAR		39.942,36 €				TOTAL FROM ACCO		35.691,85 €																																																																																																																																																																																																													
EARNINGS PER ACCUMULATOR CONTAINER		3.569,18 €																																																																																																																																																																																																																			
TOTAL INCOME AFTER TAXES		220.276,81 €				TRACK INCOME AFTER TAX		42.083,04 €																																																																																																																																																																																																													
TOTAL INCOME PER CAR AFTER TAXES		36.746,97 €				TRACK INCOME PER MONTH		5.260,38 €																																																																																																																																																																																																													
TOTAL INCOME PER ACCUMULATOR CONTAINER AFTER TAXES		3.283,65 €				TRACK INCOME PER CAR		7.013,84 €																																																																																																																																																																																																													
						-/- PER CAR/MONTH		876,73 €																																																																																																																																																																																																													
INCOME AFTER TRACK PAYMENT AND TAX		178.193,77 €				ELECTRICITY COSTS		2.161,08 €																																																																																																																																																																																																													
INCOME AFTER TRACK PAYMENT AND TAX PER MONTH		22.274,22 €				MAINTENANCE COSTS		- €																																																																																																																																																																																																													
INCOME AFTER TRACK PAYMENT AND TAX PER CAR+ACCU		29.698,96 €				TOTAL COSTS		2.161,08 €																																																																																																																																																																																																													
INCOME AFTER TRACK PAYMENT AND TAX PER CAR/MONTH		3.712,37 €																																																																																																																																																																																																																			
						TRACK PROFIT		39.921,96 €																																																																																																																																																																																																													
						TRACK PROFIT PER MONTH		4.990,25 €																																																																																																																																																																																																													
						TRACK PR PER MONTH/CAR		831,71 €																																																																																																																																																																																																													
INCOME AFTER TRACK PAYMENT AND TAX PER CAR		25.849,22 €																																																																																																																																																																																																																			
INCOME AFTER TRACK PAYMENT AND TAX PER ACCUMULATOR CONTAINER		2.309,84 €																																																																																																																																																																																																																			
INCOME PER CAR PER MONTH		3.231,15 €				CAR DEPRECIATION MONTH		10																																																																																																																																																																																																													
INCOME PER ACCU PER MONTH		288,73 €				ACC DEPRECIATION MONTH		23																																																																																																																																																																																																													
<table border="1"> <tr> <th colspan="4">TRACK & CAR INFO</th> </tr> <tr> <td colspan="2">COST OF 1 CAR</td><td colspan="2">30.000,00 €</td> </tr> <tr> <td colspan="2">COST OF 1 ACCUMULATOR CONTAINER</td><td colspan="2">6.500,00 €</td> </tr> <tr> <th>TO</th><th>TC</th><th>TT</th><th></th> </tr> <tr> <td>MT----</td><td>12</td><td>22</td><td>10</td> </tr> <tr> <td>--WT--</td><td>12</td><td>22</td><td>10</td> </tr> <tr> <td>----FSS</td><td>9</td><td>22</td><td>13</td> </tr> </table>														TRACK & CAR INFO				COST OF 1 CAR		30.000,00 €		COST OF 1 ACCUMULATOR CONTAINER		6.500,00 €		TO	TC	TT		MT----	12	22	10	--WT--	12	22	10	----FSS	9	22	13																																																																																																																																																																												
TRACK & CAR INFO																																																																																																																																																																																																																					
COST OF 1 CAR		30.000,00 €																																																																																																																																																																																																																			
COST OF 1 ACCUMULATOR CONTAINER		6.500,00 €																																																																																																																																																																																																																			
TO	TC	TT																																																																																																																																																																																																																			
MT----	12	22	10																																																																																																																																																																																																																		
--WT--	12	22	10																																																																																																																																																																																																																		
----FSS	9	22	13																																																																																																																																																																																																																		

MATURITY 1																
STRT Y	3	STRT M	1	END Y	4	END M	1	TOTAL M	12	BREAK P	0	STRT M TOT	12	END M	24	
CARS:	6	ACCONT:	10	LENGTH:	1,25	FEE PER CAR:	400 €	FEE PER ACC:	60 €	RETURN %:	30,0%	BASE AMOUNT:	2 €	CHARGE PER MINUTE:	1,58 €	
DAY	TYPE	AVLBL DT	<7MINS (AVG:5)	7-12 (AVG 10)	12-16 (AVG 14)	16-22(AVG 19)	>22 (AVG 25)	PROFIT PER DAY		PROFIT TOTAL		users	minutes used	ax minutes possit	C	A
MT----	2	2	2	5	6	6	5	598,42 €	1.196,84 €	22	351	1260	2	3		
--WT---	2	2	2	6	7	7	6	761,63 €	1.523,26 €	28	447	1260	2	3		
----FSS	3	7	19	23	23	22	19	2.448,09 €	7.344,27 €	90	1436	2040	3	5		
AUSTRIA		KW COST	0,2012 €		TOTAL SUM PER WEEK		10.989,20 €		404	EARN FROM CARS	7.596,67 €					
VAT		CAR MNTN	-		TOTAL SUM PER MONTH		47.783,41 €		1757	EARN FROM ACCO	3.392,54 €					
20 MONTHS		CAR WORK	-		TOTAL SUM PERIOD 1		573.400,97 €		21084	TOTAL FROM CAR	396.383,28 €					
12 MONTHS		TOTAL WRK	-		EARNINGS PER CAR		66.063,88 €		TOTAL FROM ACCO		177.017,68 €					
		EARNINGS PER ACCUMULATOR CONTAINER		17.701,77 €		TOTAL INCOME AFTER TAXES		458.720,77 €		TRACK INCOME AFTER TAX		101.616,23 €				
		TOTAL INCOME PER CAR AFTER TAXES		58.136,22 €		TOTAL INCOME PER ACCUMULATOR CONTAINER AFTER TAXES		15.577,56 €		TRACK INCOME PER MONTH		8.468,02 €				
		INCOME AFTER TRACK PAYMENT AND TAX		357.104,54 €		INCOME AFTER TRACK PAYMENT AND TAX PER MONTH		29.758,71 €		TRACK INCOME PER CAR		16.936,04 €				
		INCOME AFTER TRACK PAYMENT AND TAX PER MONTH		59.517,42 €		INCOME AFTER TRACK PAYMENT AND TAX PER CAR+ACCU		4.959,79 €		-/- PER CAR/MONTH		1.411,34 €				
		INCOME AFTER TRACK PAYMENT AND TAX PER CAR/MONTH		4.959,79 €		INCOME AFTER TRACK PAYMENT AND TAX PER CAR		41.143,48 €		ELECTRICITY COSTS		3.241,62 €				
		INCOME AFTER TRACK PAYMENT AND TAX PER ACCUMULATOR CONTAINER		11.024,37 €		INCOME PER CAR PER MONTH		3.428,62 €		MAINTENANCE COSTS		-				
		INCOME PER CAR PER MONTH		3.428,62 €		INCOME PER ACCU PER MONTH		918,70 €		TOTAL COSTS		3.241,62 €				
		TRACK PROFIT		98.374,61 €		TRACK PROFIT PER MONTH		8.197,88 €		TRACK PR PER MONTH/CAR		1.366,31 €				
		TRACK PROFIT PER MONTH		8.197,88 €		TRACK PR PER MONTH/CAR		1.366,31 €		CAR DEPRECIATION MONTH		9				
		TRACK PR PER MONTH/CAR		1.366,31 €		ACC DEPRECIATION MONTH		8								
MATURITY 2																
STRT Y	4	STRT M	1	END Y	5	END M	1	TOTAL M	12	BREAK P	0	STRT M TOT	24	END M	36	
CARS:	6	ACCONT:	10	LENGTH:	1,25	FEE PER CAR:	400 €	FEE PER ACC:	60 €	RETURN %:	30,0%	BASE AMOUNT:	2 €	CHARGE PER MINUTE:	1,58 €	
DAY	TYPE	AVLBL DT	<7MINS (AVG:5)	7-12 (AVG 10)	12-16 (AVG 14)	16-22(AVG 19)	>22 (AVG 25)	PROFIT PER DAY		PROFIT TOTAL		users	minutes used	ax minutes possit	C	A
MT----	2	2	2	5	6	6	5	598,42 €	1.196,84 €	22	351	1260	2	3		
--WT---	2	2	2	6	7	7	6	761,63 €	1.523,26 €	28	447	1260	2	3		
----FSS	3	7	19	23	23	22	19	2.448,09 €	7.344,27 €	90	1436	2040	3	5		
AUSTRIA		KW COST	0,2012 €		TOTAL SUM PER WEEK		10.064,37 €		370	EARN FROM CARS	7.324,66 €					
VAT		CAR MNTN	-		TOTAL SUM PER MONTH		43.762,04 €		1609	EARN FROM ACCO	2.739,71 €					
20 MONTHS		CAR WORK	-		TOTAL SUM PERIOD 1		525.144,45 €		19308	TOTAL FROM CAR	382.190,19 €					
12 MONTHS		TOTAL WRK	-		EARNINGS PER CAR		63.698,37 €		TOTAL FROM ACCO		142.954,26 €					
		EARNINGS PER ACCUMULATOR CONTAINER		14.295,43 €		TOTAL INCOME AFTER TAXES		420.115,56 €		TRACK INCOME AFTER TAX		90.034,67 €				
		TOTAL INCOME PER CAR AFTER TAXES		56.054,56 €		TOTAL INCOME PER ACCUMULATOR CONTAINER AFTER TAXES		12.579,97 €		TRACK INCOME PER MONTH		7.502,89 €				
		INCOME AFTER TRACK PAYMENT AND TAX		330.080,89 €		INCOME AFTER TRACK PAYMENT AND TAX PER MONTH		27.506,74 €		TRACK INCOME PER CAR		15.005,78 €				
		INCOME AFTER TRACK PAYMENT AND TAX PER MONTH		55.013,48 €		INCOME AFTER TRACK PAYMENT AND TAX PER CAR+ACCU		4.584,46 €		-/- PER CAR/MONTH		1.250,48 €				
		INCOME AFTER TRACK PAYMENT AND TAX PER CAR/MONTH		4.584,46 €		INCOME AFTER TRACK PAYMENT AND TAX PER CAR		40.037,77 €		ELECTRICITY COSTS		3.241,62 €				
		INCOME AFTER TRACK PAYMENT AND TAX PER ACCUMULATOR CONTAINER		8.985,43 €		INCOME PER CAR PER MONTH		3.336,48 €		MAINTENANCE COSTS		-				
		INCOME PER CAR PER MONTH		3.336,48 €		INCOME PER ACCU PER MONTH		748,79 €		TOTAL COSTS		3.241,62 €				
		TRACK PROFIT		86.793,05 €		TRACK PROFIT PER MONTH		7.232,75 €		TRACK PR PER MONTH/CAR		1.205,46 €				
		TRACK PROFIT PER MONTH		7.232,75 €		TRACK PR PER MONTH/CAR		1.205,46 €		CAR DEPRECIATION MONTH		9				
		TRACK PR PER MONTH/CAR		1.205,46 €		ACC DEPRECIATION MONTH		9								
MATURITY 1																
STRT Y	3	STRT M	1	END Y	4	END M	1	TOTAL M	12	BREAK P	0	STRT M TOT	12	END M	24	
CARS:	6	ACCONT:	10	LENGTH:	1,25	FEE PER CAR:	400 €	FEE PER ACC:	60 €	RETURN %:	30,0%	BASE AMOUNT:	2 €	CHARGE PER MINUTE:	1,58 €	
DAY	TYPE	AVLBL DT	<7MINS (AVG:5)	7-12 (AVG 10)	12-16 (AVG 14)	16-22(AVG 19)	>22 (AVG 25)	PROFIT PER DAY		PROFIT TOTAL		users	minutes used	ax minutes possit	C	A
MT----	2	2	2	5	6	6	5	598,42 €	1.196,84 €	22	351	1260	2	3		
--WT---	2	2	2	6	7	7	6	761,63 €	1.523,26 €	28	447	1260	2	3		
----FSS	3	7	19	23	23	22	19	2.448,09 €	7.344,27 €	90	1436	2040	3	5		
AUSTRIA		KW COST	0,2012 €		TOTAL SUM PER WEEK		10.989,20 €		404	EARN FROM CARS	7.596,67 €					
VAT		CAR MNTN	-		TOTAL SUM PER MONTH		47.783,41 €		1757	EARN FROM ACCO	3.392,54 €					
20 MONTHS		CAR WORK	-		TOTAL SUM PERIOD 1		573.400,97 €		21084	TOTAL FROM CAR	396.383,28 €					
12 MONTHS		TOTAL WRK	-		EARNINGS PER CAR		66.063,88 €		TOTAL FROM ACCO		177.017,68 €					
		EARNINGS PER ACCUMULATOR CONTAINER		17.701,77 €		TOTAL INCOME AFTER TAXES		458.720,77 €		TRACK INCOME AFTER TAX		101.616,23 €				
		TOTAL INCOME PER CAR AFTER TAXES		58.136,22 €		TOTAL INCOME PER ACCUMULATOR CONTAINER AFTER TAXES		15.577,56 €		TRACK INCOME PER MONTH		8.468,02 €				
		INCOME AFTER TRACK PAYMENT AND TAX		357.104,54 €		INCOME AFTER TRACK PAYMENT AND TAX PER MONTH		29.758,71 €		TRACK INCOME PER CAR		16.936,04 €				
		INCOME AFTER TRACK PAYMENT AND TAX PER MONTH		59.517,42 €		INCOME AFTER TRACK PAYMENT AND TAX PER CAR+ACCU		4.959,79 €		-/- PER CAR/MONTH		1.411,34 €				
		INCOME AFTER TRACK PAYMENT AND TAX PER CAR/MONTH		4.959,79 €		INCOME AFTER TRACK PAYMENT AND TAX PER CAR		41.143,48 €		ELECTRICITY COSTS		3.241,62 €				
		INCOME AFTER TRACK PAYMENT AND TAX PER ACCUMULATOR CONTAINER		11.024,37 €		INCOME PER CAR PER MONTH		3.428,62 €		MAINTENANCE COSTS		-				
		INCOME PER CAR PER MONTH		3.428,62 €		INCOME PER ACCU PER MONTH		918,70 €		TOTAL COSTS		3.241,62 €				
		TRACK PROFIT		98.374,61 €		TRACK PROFIT PER MONTH		8.197,88 €		TRACK PR PER MONTH/CAR		1.366,31 €				
		TRACK PROFIT PER MONTH		8.197,88 €		TRACK PR PER MONTH/CAR		1.366,31 €		CAR DEPRECIATION MONTH		9				
		TRACK PR PER MONTH/CAR		1.366,31 €		ACC DEPRECIATION MONTH		8								
MATURITY 2																
STRT Y	4	STRT M	1	END Y	5	END M	1	TOTAL M	12	BREAK P	0	STRT M TOT	24	END M	36	
CARS:	6	ACCONT:	10	LENGTH:	1,25	FEE PER CAR:	400 €	FEE PER ACC:	60 €	RETURN %:	30,0%	BASE AMOUNT:	2 €	CHARGE PER MINUTE:	1,58 €	
DAY	TYPE	AVLBL DT	<7MINS (AVG:5)	7-12 (AVG 10)	12-16 (AVG 14)	16-22(AVG 19)	>22 (AVG 25)	PROFIT PER DAY		PROFIT TOTAL		users	minutes used	ax minutes possit	C	A
MT----	2	2	2	5	6	6	5	598,42 €	1.196,84 €	22	351	1260	2	3		
--WT---	2	2	2	6	7	7	6	761,63 €	1.523,26 €	28	447	1260	2	3		
----FSS	3	7	19	23	23	22	19	2.448,09 €	7.344,27 €	90	1436	2040	3	5		
AUSTRIA		KW COST	0,2012 €		TOTAL SUM PER WEEK		10.064,37 €		370	EARN FROM CARS	7.324,66 €					
VAT		CAR MNTN	-		TOTAL SUM PER MONTH		43.762,04 €		1609	EARN FROM ACCO	2.739,71 €					
20 MONTHS		CAR WORK	-		TOTAL SUM PERIOD 1		525.144,45 €		19308	TOTAL FROM CAR	382.190,19 €					
12 MONTHS		TOTAL WRK	-		EARNINGS PER CAR		63.698,37 €		TOTAL FROM ACCO		142.954,26 €					
		EARNINGS PER ACCUMULATOR CONTAINER		14.295,43 €		TOTAL INCOME AFTER TAXES		420.115,56 €		TRACK INCOME AFTER TAX		90.034,67 €				
		TOTAL INCOME PER CAR AFTER TAXES		56.054,56 €		TOTAL INCOME PER ACCUMULATOR CONTAINER AFTER TAXES		12.579,97 €		TRACK INCOME PER MONTH		7.502,89 €				
		INCOME AFTER TRACK PAYMENT AND TAX		330.080,89 €		INCOME AFTER TRACK PAYMENT AND TAX PER MONTH		27.506,74 €		TRACK INCOME PER CAR		15.005,78 €				
		INCOME AFTER TRACK PAYMENT AND TAX PER MONTH		55.013,48 €		INCOME AFTER TRACK PAYMENT AND TAX PER CAR+ACCU		4.584,46 €		-/- PER CAR/MONTH		1.250,48 €				
		INCOME AFTER TRACK PAYMENT AND TAX PER CAR/MONTH		4.584,46 €		INCOME AFTER TRACK PAYMENT AND TAX PER CAR		40.037,77 €		ELECTRICITY COSTS		3.241,62 €				
		INCOME AFTER TRACK PAYMENT AND TAX PER ACCUMULATOR CONTAINER		8.985,43 €		INCOME PER CAR PER MONTH		3.336,48 €		MAINTENANCE COSTS		-				
		INCOME PER CAR PER MONTH		3.336,48 €		INCOME PER ACCU PER MONTH		748,79 €		TOTAL COSTS		3.241,62 €				
		TRACK PROFIT		86.793,05 €		TRACK PROFIT PER MONTH		7.232,75 €		TRACK PR PER MONTH/CAR		1.205,46 €				
		TRACK PROFIT PER MONTH		7.232,75 €		TRACK PR PER MONTH/CAR		1.205,46 €		CAR DEPRECIATION MONTH		9				
		TRACK PR PER MONTH/CAR		1.205,46 €		ACC DEPRECIATION MONTH		9								

Maturity 3																																																																																																																																																																																																																					
STRT Y	5	STRT M	1	END Y	6	END M	1	TOTAL M	12	BREAK P	0	STRT M TOT	36	END M	48																																																																																																																																																																																																						
CARS:	6	ACCONT:	10	LENGTH:		FEE PER CAR:	400 €	FEE PER ACC:	60 €	RETURN %:	30,0%	BASE AMOUNT:	2 €	CHARGE PER MINUTE:	1,58 €																																																																																																																																																																																																						
DAY	TYPE	AVLBL DT	<7MINS (AVG:5)	7-12 (AVG 10)	12-16 (AVG 14)	16-22(AVG 19)	>22 (AVG 25)	PROFIT PER DAY		PROFIT TOTAL		users	minutes used	ax minutes possit	C	A																																																																																																																																																																																																					
MT----	2	1	1	4	5	4	4	489,62 €	979,24 €	18	287	1260	2	3																																																																																																																																																																																																							
--WT---	2	2	2	5	6	6	5	652,82 €	1.305,65 €	24	383	1260	2	3																																																																																																																																																																																																							
----FSS	3	6	15	19	17	15	1.958,47 €	5.875,42 €	72	1148	2040	3	5																																																																																																																																																																																																								
<table border="1"> <tr> <td colspan="2">KW COST</td><td colspan="2">0,2012 €</td> </tr> <tr> <td colspan="2">CAR MNTN</td><td colspan="2">- €</td> </tr> <tr> <td colspan="2">CAR WORK</td><td colspan="2">- €</td> </tr> <tr> <td colspan="2">TOTAL WRK</td><td colspan="2">- €</td> </tr> </table>														KW COST		0,2012 €		CAR MNTN		- €		CAR WORK		- €		TOTAL WRK		- €																																																																																																																																																																																									
KW COST		0,2012 €																																																																																																																																																																																																																			
CAR MNTN		- €																																																																																																																																																																																																																			
CAR WORK		- €																																																																																																																																																																																																																			
TOTAL WRK		- €																																																																																																																																																																																																																			
<table border="1"> <tr> <td colspan="2">TOTAL SUM PER WEEK</td><td colspan="2">8.160,30 €</td><td colspan="2">300</td><td colspan="2">EARN FROM CARS</td><td colspan="2">6.889,44 €</td> </tr> <tr> <td colspan="2">TOTAL SUM PER MONTH</td><td colspan="2">35.482,73 €</td><td colspan="2">1304</td><td colspan="2">EARN FROM ACCO</td><td colspan="2">1.270,86 €</td> </tr> <tr> <td colspan="2">TOTAL SUM PERIOD 1</td><td colspan="2">425.792,80 €</td><td colspan="2">15648</td><td colspan="2">TOTAL FROM CAR</td><td colspan="2">359.481,24 €</td> </tr> <tr> <td colspan="2">EARNINGS PER CAR</td><td colspan="2">59.913,54 €</td><td colspan="2"></td><td colspan="2">TOTAL FROM ACCO</td><td colspan="2">66.311,56 €</td> </tr> <tr> <td colspan="2">EARNINGS PER ACCUMULATOR CONTAINER</td><td colspan="2">6.631,16 €</td><td colspan="2"></td><td colspan="2"></td><td colspan="2"></td> </tr> <tr> <td colspan="2">TOTAL INCOME AFTER TAXES</td><td colspan="2">340.634,24 €</td><td colspan="2"></td><td colspan="2">TRACK INCOME AFTER TAX</td><td colspan="2">66.190,27 €</td> </tr> <tr> <td colspan="2">TOTAL INCOME PER CAR AFTER TAXES</td><td colspan="2">52.723,92 €</td><td colspan="2"></td><td colspan="2">TRACK INCOME PER MONTH</td><td colspan="2">5.515,86 €</td> </tr> <tr> <td colspan="2">TOTAL INCOME PER ACCUMULATOR CONTAINER AFTER TAXES</td><td colspan="2">5.835,42 €</td><td colspan="2"></td><td colspan="2">TRACK INCOME PER CAR</td><td colspan="2">11.031,71 €</td> </tr> <tr> <td colspan="2"></td><td colspan="2"></td><td colspan="2"></td><td colspan="2">-/- PER CAR/MONTH</td><td colspan="2">919,31 €</td> </tr> <tr> <td colspan="2">INCOME AFTER TRACK PAYMENT AND TAX</td><td colspan="2">274.443,97 €</td><td colspan="2"></td><td colspan="2">ELECTRICITY COSTS</td><td colspan="2">3.241,62 €</td> </tr> <tr> <td colspan="2">INCOME AFTER TRACK PAYMENT AND TAX PER MONTH</td><td colspan="2">22.870,33 €</td><td colspan="2"></td><td colspan="2">MAINTENANCE COSTS</td><td colspan="2">- €</td> </tr> <tr> <td colspan="2">INCOME AFTER TRACK PAYMENT AND TAX PER CAR+ACCU</td><td colspan="2">45.740,66 €</td><td colspan="2"></td><td colspan="2">TOTAL COSTS</td><td colspan="2">3.241,62 €</td> </tr> <tr> <td colspan="2">INCOME AFTER TRACK PAYMENT AND TAX PER CAR/MONTH</td><td colspan="2">3.811,72 €</td><td colspan="2"></td><td colspan="2"></td><td colspan="2"></td> </tr> <tr> <td colspan="2"></td><td colspan="2"></td><td colspan="2"></td><td colspan="2">TRACK PROFIT</td><td colspan="2">62.948,65 €</td> </tr> <tr> <td colspan="2"></td><td colspan="2"></td><td colspan="2"></td><td colspan="2">TRACK PROFIT PER MONTH</td><td colspan="2">5.245,72 €</td> </tr> <tr> <td colspan="2"></td><td colspan="2"></td><td colspan="2"></td><td colspan="2">TRACK PR PER MONTH/CAR</td><td colspan="2">874,29 €</td> </tr> <tr> <td colspan="2">INCOME AFTER TRACK PAYMENT AND TAX PER CAR</td><td colspan="2">38.617,16 €</td><td colspan="2"></td><td colspan="2"></td><td colspan="2"></td> </tr> <tr> <td colspan="2">INCOME AFTER TRACK PAYMENT AND TAX PER ACCUMULATOR CONTAINER</td><td colspan="2">4.274,10 €</td><td colspan="2"></td><td colspan="2"></td><td colspan="2"></td> </tr> <tr> <td colspan="2">INCOME PER CAR PER MONTH</td><td colspan="2">3.218,10 €</td><td colspan="2"></td><td colspan="2">CAR DEPRECIATION MONTH</td><td colspan="2">10</td> </tr> <tr> <td colspan="2">INCOME PER ACCU PER MONTH</td><td colspan="2">356,17 €</td><td colspan="2"></td><td colspan="2">ACC DEPRECIATION MONTH</td><td colspan="2">19</td> </tr> </table>														TOTAL SUM PER WEEK		8.160,30 €		300		EARN FROM CARS		6.889,44 €		TOTAL SUM PER MONTH		35.482,73 €		1304		EARN FROM ACCO		1.270,86 €		TOTAL SUM PERIOD 1		425.792,80 €		15648		TOTAL FROM CAR		359.481,24 €		EARNINGS PER CAR		59.913,54 €				TOTAL FROM ACCO		66.311,56 €		EARNINGS PER ACCUMULATOR CONTAINER		6.631,16 €								TOTAL INCOME AFTER TAXES		340.634,24 €				TRACK INCOME AFTER TAX		66.190,27 €		TOTAL INCOME PER CAR AFTER TAXES		52.723,92 €				TRACK INCOME PER MONTH		5.515,86 €		TOTAL INCOME PER ACCUMULATOR CONTAINER AFTER TAXES		5.835,42 €				TRACK INCOME PER CAR		11.031,71 €								-/- PER CAR/MONTH		919,31 €		INCOME AFTER TRACK PAYMENT AND TAX		274.443,97 €				ELECTRICITY COSTS		3.241,62 €		INCOME AFTER TRACK PAYMENT AND TAX PER MONTH		22.870,33 €				MAINTENANCE COSTS		- €		INCOME AFTER TRACK PAYMENT AND TAX PER CAR+ACCU		45.740,66 €				TOTAL COSTS		3.241,62 €		INCOME AFTER TRACK PAYMENT AND TAX PER CAR/MONTH		3.811,72 €														TRACK PROFIT		62.948,65 €								TRACK PROFIT PER MONTH		5.245,72 €								TRACK PR PER MONTH/CAR		874,29 €		INCOME AFTER TRACK PAYMENT AND TAX PER CAR		38.617,16 €								INCOME AFTER TRACK PAYMENT AND TAX PER ACCUMULATOR CONTAINER		4.274,10 €								INCOME PER CAR PER MONTH		3.218,10 €				CAR DEPRECIATION MONTH		10		INCOME PER ACCU PER MONTH		356,17 €				ACC DEPRECIATION MONTH		19	
TOTAL SUM PER WEEK		8.160,30 €		300		EARN FROM CARS		6.889,44 €																																																																																																																																																																																																													
TOTAL SUM PER MONTH		35.482,73 €		1304		EARN FROM ACCO		1.270,86 €																																																																																																																																																																																																													
TOTAL SUM PERIOD 1		425.792,80 €		15648		TOTAL FROM CAR		359.481,24 €																																																																																																																																																																																																													
EARNINGS PER CAR		59.913,54 €				TOTAL FROM ACCO		66.311,56 €																																																																																																																																																																																																													
EARNINGS PER ACCUMULATOR CONTAINER		6.631,16 €																																																																																																																																																																																																																			
TOTAL INCOME AFTER TAXES		340.634,24 €				TRACK INCOME AFTER TAX		66.190,27 €																																																																																																																																																																																																													
TOTAL INCOME PER CAR AFTER TAXES		52.723,92 €				TRACK INCOME PER MONTH		5.515,86 €																																																																																																																																																																																																													
TOTAL INCOME PER ACCUMULATOR CONTAINER AFTER TAXES		5.835,42 €				TRACK INCOME PER CAR		11.031,71 €																																																																																																																																																																																																													
						-/- PER CAR/MONTH		919,31 €																																																																																																																																																																																																													
INCOME AFTER TRACK PAYMENT AND TAX		274.443,97 €				ELECTRICITY COSTS		3.241,62 €																																																																																																																																																																																																													
INCOME AFTER TRACK PAYMENT AND TAX PER MONTH		22.870,33 €				MAINTENANCE COSTS		- €																																																																																																																																																																																																													
INCOME AFTER TRACK PAYMENT AND TAX PER CAR+ACCU		45.740,66 €				TOTAL COSTS		3.241,62 €																																																																																																																																																																																																													
INCOME AFTER TRACK PAYMENT AND TAX PER CAR/MONTH		3.811,72 €																																																																																																																																																																																																																			
						TRACK PROFIT		62.948,65 €																																																																																																																																																																																																													
						TRACK PROFIT PER MONTH		5.245,72 €																																																																																																																																																																																																													
						TRACK PR PER MONTH/CAR		874,29 €																																																																																																																																																																																																													
INCOME AFTER TRACK PAYMENT AND TAX PER CAR		38.617,16 €																																																																																																																																																																																																																			
INCOME AFTER TRACK PAYMENT AND TAX PER ACCUMULATOR CONTAINER		4.274,10 €																																																																																																																																																																																																																			
INCOME PER CAR PER MONTH		3.218,10 €				CAR DEPRECIATION MONTH		10																																																																																																																																																																																																													
INCOME PER ACCU PER MONTH		356,17 €				ACC DEPRECIATION MONTH		19																																																																																																																																																																																																													
<table border="1"> <tr> <th colspan="4">TRACK & CAR INFO</th> </tr> <tr> <td colspan="2">COST OF 1 CAR</td><td colspan="2">30.000,00 €</td> </tr> <tr> <td colspan="2">COST OF 1 ACCUMULATOR CONTAINER</td><td colspan="2">6.500,00 €</td> </tr> <tr> <th>TO</th><th>TC</th><th>TT</th><th></th> </tr> <tr> <td>MT----</td><td>12</td><td>22</td><td>10</td> </tr> <tr> <td>--WT---</td><td>12</td><td>22</td><td>10</td> </tr> <tr> <td>----FSS</td><td>9</td><td>22</td><td>13</td> </tr> </table>														TRACK & CAR INFO				COST OF 1 CAR		30.000,00 €		COST OF 1 ACCUMULATOR CONTAINER		6.500,00 €		TO	TC	TT		MT----	12	22	10	--WT---	12	22	10	----FSS	9	22	13																																																																																																																																																																												
TRACK & CAR INFO																																																																																																																																																																																																																					
COST OF 1 CAR		30.000,00 €																																																																																																																																																																																																																			
COST OF 1 ACCUMULATOR CONTAINER		6.500,00 €																																																																																																																																																																																																																			
TO	TC	TT																																																																																																																																																																																																																			
MT----	12	22	10																																																																																																																																																																																																																		
--WT---	12	22	10																																																																																																																																																																																																																		
----FSS	9	22	13																																																																																																																																																																																																																		
END PHASE																																																																																																																																																																																																																					
STRT Y	6	STRT M	1	END Y	7	END M	1	TOTAL M	12	BREAK P	0	STRT M TOT	48	END M	60																																																																																																																																																																																																						
CARS:	6	ACCONT:	10	LENGTH:		FEE PER CAR:	400 €	FEE PER ACC:	60 €	RETURN %:	30,0%	BASE AMOUNT:	2 €	CHARGE PER MINUTE:	1,58 €																																																																																																																																																																																																						
DAY	TYPE	AVLBL DT	<7MINS (AVG:5)	7-12 (AVG 10)	12-16 (AVG 14)	16-22(AVG 19)	>22 (AVG 25)	PROFIT PER DAY		PROFIT TOTAL		users	minutes used	ax minutes possit	C	A																																																																																																																																																																																																					
MT----	2	1	1	3	3	3	3	326,41 €	652,82 €	12	191	1260	2	3																																																																																																																																																																																																							
--WT---	2	2	2	4	5	5	4	516,82 €	1.033,64 €	19	303	1260	2	3																																																																																																																																																																																																							
----FSS	3	4	12	15	13	12	1.523,26 €	4.569,77 €	56	893	2040	3	5																																																																																																																																																																																																								
<table border="1"> <tr> <td colspan="2">KW COST</td><td colspan="2">0,2012 €</td> </tr> <tr> <td colspan="2">CAR MNTN</td><td colspan="2">- €</td> </tr> <tr> <td colspan="2">CAR WORK</td><td colspan="2">- €</td> </tr> <tr> <td colspan="2">TOTAL WRK</td><td colspan="2">- €</td> </tr> </table>														KW COST		0,2012 €		CAR MNTN		- €		CAR WORK		- €		TOTAL WRK		- €																																																																																																																																																																																									
KW COST		0,2012 €																																																																																																																																																																																																																			
CAR MNTN		- €																																																																																																																																																																																																																			
CAR WORK		- €																																																																																																																																																																																																																			
TOTAL WRK		- €																																																																																																																																																																																																																			
<table border="1"> <tr> <td colspan="2">TOTAL SUM PER WEEK</td><td colspan="2">6.256,23 €</td><td colspan="2">230</td><td colspan="2">EARN FROM CARS</td><td colspan="2">6.256,23 €</td> </tr> <tr> <td colspan="2">TOTAL SUM PER MONTH</td><td colspan="2">27.203,43 €</td><td colspan="2">1000</td><td colspan="2">EARN FROM ACCO</td><td colspan="2">- €</td> </tr> <tr> <td colspan="2">TOTAL SUM PERIOD 1</td><td colspan="2">326.441,15 €</td><td colspan="2">12000</td><td colspan="2">TOTAL FROM CAR</td><td colspan="2">326.441,15 €</td> </tr> <tr> <td colspan="2">EARNINGS PER CAR</td><td colspan="2">54.406,86 €</td><td colspan="2"></td><td colspan="2">TOTAL FROM ACCO</td><td colspan="2">- €</td> </tr> <tr> <td colspan="2">EARNINGS PER ACCUMULATOR CONTAINER</td><td colspan="2">- €</td><td colspan="2"></td><td colspan="2"></td><td colspan="2"></td> </tr> <tr> <td colspan="2">TOTAL INCOME AFTER TAXES</td><td colspan="2">261.152,92 €</td><td colspan="2"></td><td colspan="2">TRACK INCOME AFTER TAX</td><td colspan="2">42.345,87 €</td> </tr> <tr> <td colspan="2">TOTAL INCOME PER CAR AFTER TAXES</td><td colspan="2">47.878,03 €</td><td colspan="2"></td><td colspan="2">TRACK INCOME PER MONTH</td><td colspan="2">3.528,82 €</td> </tr> <tr> <td colspan="2">TOTAL INCOME PER ACCUMULATOR CONTAINER AFTER TAXES</td><td colspan="2">- €</td><td colspan="2"></td><td colspan="2">TRACK INCOME PER CAR</td><td colspan="2">7.057,65 €</td> </tr> <tr> <td colspan="2"></td><td colspan="2"></td><td colspan="2"></td><td colspan="2">-/- PER CAR/MONTH</td><td colspan="2">588,14 €</td> </tr> <tr> <td colspan="2">INCOME AFTER TRACK PAYMENT AND TAX</td><td colspan="2">218.807,04 €</td><td colspan="2"></td><td colspan="2">ELECTRICITY COSTS</td><td colspan="2">3.241,62 €</td> </tr> <tr> <td colspan="2">INCOME AFTER TRACK PAYMENT AND TAX PER MONTH</td><td colspan="2">18.233,92 €</td><td colspan="2"></td><td colspan="2">MAINTENANCE COSTS</td><td colspan="2">- €</td> </tr> <tr> <td colspan="2">INCOME AFTER TRACK PAYMENT AND TAX PER CAR+ACCU</td><td colspan="2">36.467,84 €</td><td colspan="2"></td><td colspan="2">TOTAL COSTS</td><td colspan="2">3.241,62 €</td> </tr> <tr> <td colspan="2">INCOME AFTER TRACK PAYMENT AND TAX PER CAR/MONTH</td><td colspan="2">3.038,99 €</td><td colspan="2"></td><td colspan="2"></td><td colspan="2"></td> </tr> <tr> <td colspan="2"></td><td colspan="2"></td><td colspan="2"></td><td colspan="2">TRACK PROFIT</td><td colspan="2">39.104,25 €</td> </tr> <tr> <td colspan="2"></td><td colspan="2"></td><td colspan="2"></td><td colspan="2">TRACK PROFIT PER MONTH</td><td colspan="2">3.258,69 €</td> </tr> <tr> <td colspan="2"></td><td colspan="2"></td><td colspan="2"></td><td colspan="2">TRACK PR PER MONTH/CAR</td><td colspan="2">543,11 €</td> </tr> <tr> <td colspan="2">INCOME AFTER TRACK PAYMENT AND TAX PER CAR</td><td colspan="2">36.467,84 €</td><td colspan="2"></td><td colspan="2"></td><td colspan="2"></td> </tr> <tr> <td colspan="2">INCOME AFTER TRACK PAYMENT AND TAX PER ACCUMULATOR CONTAINER</td><td colspan="2">- €</td><td colspan="2"></td><td colspan="2"></td><td colspan="2"></td> </tr> <tr> <td colspan="2">INCOME PER CAR PER MONTH</td><td colspan="2">3.038,99 €</td><td colspan="2"></td><td colspan="2">CAR DEPRECIATION MONTH</td><td colspan="2">10</td> </tr> <tr> <td colspan="2">INCOME PER ACCU PER MONTH</td><td colspan="2">- €</td><td colspan="2"></td><td colspan="2">ACC DEPRECIATION MONTH</td><td colspan="2">#ΔIAP./0!</td> </tr> </table>														TOTAL SUM PER WEEK		6.256,23 €		230		EARN FROM CARS		6.256,23 €		TOTAL SUM PER MONTH		27.203,43 €		1000		EARN FROM ACCO		- €		TOTAL SUM PERIOD 1		326.441,15 €		12000		TOTAL FROM CAR		326.441,15 €		EARNINGS PER CAR		54.406,86 €				TOTAL FROM ACCO		- €		EARNINGS PER ACCUMULATOR CONTAINER		- €								TOTAL INCOME AFTER TAXES		261.152,92 €				TRACK INCOME AFTER TAX		42.345,87 €		TOTAL INCOME PER CAR AFTER TAXES		47.878,03 €				TRACK INCOME PER MONTH		3.528,82 €		TOTAL INCOME PER ACCUMULATOR CONTAINER AFTER TAXES		- €				TRACK INCOME PER CAR		7.057,65 €								-/- PER CAR/MONTH		588,14 €		INCOME AFTER TRACK PAYMENT AND TAX		218.807,04 €				ELECTRICITY COSTS		3.241,62 €		INCOME AFTER TRACK PAYMENT AND TAX PER MONTH		18.233,92 €				MAINTENANCE COSTS		- €		INCOME AFTER TRACK PAYMENT AND TAX PER CAR+ACCU		36.467,84 €				TOTAL COSTS		3.241,62 €		INCOME AFTER TRACK PAYMENT AND TAX PER CAR/MONTH		3.038,99 €														TRACK PROFIT		39.104,25 €								TRACK PROFIT PER MONTH		3.258,69 €								TRACK PR PER MONTH/CAR		543,11 €		INCOME AFTER TRACK PAYMENT AND TAX PER CAR		36.467,84 €								INCOME AFTER TRACK PAYMENT AND TAX PER ACCUMULATOR CONTAINER		- €								INCOME PER CAR PER MONTH		3.038,99 €				CAR DEPRECIATION MONTH		10		INCOME PER ACCU PER MONTH		- €				ACC DEPRECIATION MONTH		#ΔIAP./0!	
TOTAL SUM PER WEEK		6.256,23 €		230		EARN FROM CARS		6.256,23 €																																																																																																																																																																																																													
TOTAL SUM PER MONTH		27.203,43 €		1000		EARN FROM ACCO		- €																																																																																																																																																																																																													
TOTAL SUM PERIOD 1		326.441,15 €		12000		TOTAL FROM CAR		326.441,15 €																																																																																																																																																																																																													
EARNINGS PER CAR		54.406,86 €				TOTAL FROM ACCO		- €																																																																																																																																																																																																													
EARNINGS PER ACCUMULATOR CONTAINER		- €																																																																																																																																																																																																																			
TOTAL INCOME AFTER TAXES		261.152,92 €				TRACK INCOME AFTER TAX		42.345,87 €																																																																																																																																																																																																													
TOTAL INCOME PER CAR AFTER TAXES		47.878,03 €				TRACK INCOME PER MONTH		3.528,82 €																																																																																																																																																																																																													
TOTAL INCOME PER ACCUMULATOR CONTAINER AFTER TAXES		- €				TRACK INCOME PER CAR		7.057,65 €																																																																																																																																																																																																													
						-/- PER CAR/MONTH		588,14 €																																																																																																																																																																																																													
INCOME AFTER TRACK PAYMENT AND TAX		218.807,04 €				ELECTRICITY COSTS		3.241,62 €																																																																																																																																																																																																													
INCOME AFTER TRACK PAYMENT AND TAX PER MONTH		18.233,92 €				MAINTENANCE COSTS		- €																																																																																																																																																																																																													
INCOME AFTER TRACK PAYMENT AND TAX PER CAR+ACCU		36.467,84 €				TOTAL COSTS		3.241,62 €																																																																																																																																																																																																													
INCOME AFTER TRACK PAYMENT AND TAX PER CAR/MONTH		3.038,99 €																																																																																																																																																																																																																			
						TRACK PROFIT		39.104,25 €																																																																																																																																																																																																													
						TRACK PROFIT PER MONTH		3.258,69 €																																																																																																																																																																																																													
						TRACK PR PER MONTH/CAR		543,11 €																																																																																																																																																																																																													
INCOME AFTER TRACK PAYMENT AND TAX PER CAR		36.467,84 €																																																																																																																																																																																																																			
INCOME AFTER TRACK PAYMENT AND TAX PER ACCUMULATOR CONTAINER		- €																																																																																																																																																																																																																			
INCOME PER CAR PER MONTH		3.038,99 €				CAR DEPRECIATION MONTH		10																																																																																																																																																																																																													
INCOME PER ACCU PER MONTH		- €				ACC DEPRECIATION MONTH		#ΔIAP./0!																																																																																																																																																																																																													
<table border="1"> <tr> <th colspan="4">TRACK & CAR INFO</th> </tr> <tr> <td colspan="2">COST OF 1 CAR</td><td colspan="2">30.000,00 €</td> </tr> <tr> <td colspan="2">COST OF 1 ACCUMULATOR CONTAINER</td><td colspan="2">6.500,00 €</td> </tr> <tr> <th>TO</th><th>TC</th><th>TT</th><th></th> </tr> <tr> <td>MT----</td><td>12</td><td>22</td><td>10</td> </tr> <tr> <td>--WT---</td><td>12</td><td>22</td><td>10</td> </tr> <tr> <td>----FSS</td><td>9</td><td>22</td><td>13</td> </tr> </table>														TRACK & CAR INFO				COST OF 1 CAR		30.000,00 €		COST OF 1 ACCUMULATOR CONTAINER		6.500,00 €		TO	TC	TT		MT----	12	22	10	--WT---	12	22	10	----FSS	9	22	13																																																																																																																																																																												
TRACK & CAR INFO																																																																																																																																																																																																																					
COST OF 1 CAR		30.000,00 €																																																																																																																																																																																																																			
COST OF 1 ACCUMULATOR CONTAINER		6.500,00 €																																																																																																																																																																																																																			
TO	TC	TT																																																																																																																																																																																																																			
MT----	12	22	10																																																																																																																																																																																																																		
--WT---	12	22	10																																																																																																																																																																																																																		
----FSS	9	22	13																																																																																																																																																																																																																		

NAPLES INTERNATIONAL CIRCUIT

PHASES	TOTAL																																																																																				
	INTRO		2		GROW 1		2		GROW 2		9		MAT 1		12		MAT 2		12		MAT 3		12																																																														
MONTHS	TOTAL INCOME	STRT Y	STRT M	END Y	END M	RETURN %	INCOME AFTER TAX	TRACK PROFIT	INCOME AFTER TAX & TRACK	INCOME PER CAR	INCOME PER ACCUMULATOR	PROFIT	RACES	RACES/MONTH	CARS	ACCU																																																																					
I	2	27.913,08 €	1	11	2	1	30,0%	21.772,21 €	1.911,38 €	19.280,54 €	4.820,14 €	- €	19.280,54 €	1026	513	4	7																																																																				
G1	2	45.417,90 €	2	1	2	3	30,0%	35.425,96 €	6.007,51 €	28.838,17 €	6.941,16 €	153,36 €	28.838,17 €	1670	835	4	7																																																																				
G2	9	271.442,91 €	2	3	2	12	30,0%	211.725,47 €	29.766,38 €	179.347,83 €	25.621,12 €	- €	179.347,83 €	9981	1109	7	11																																																																				
M1	12	441.405,20 €	2	12	3	12	30,0%	344.296,06 €	58.287,13 €	282.527,24 €	39.905,79 €	289,70 €	282.527,24 €	16224	1352	7	11																																																																				
M2	12	410.180,40 €	3	12	4	12	30,0%	319.940,71 €	50.980,53 €	265.478,50 €	37.925,50 €	- €	265.478,50 €	15084	1257	7	11																																																																				
M3	12	349.150,09 €	4	12	5	12	30,0%	272.337,07 €	36.699,44 €	232.155,95 €	33.165,14 €	- €	232.155,95 €	12840	1070	7	11																																																																				
D	11	247.196,37 €	5	12	6	11	30,0%	192.813,17 €	16.592,41 €	173.029,22 €	24.718,46 €	- €	173.029,22 €	9086	826	7	11																																																																				
T	60	1.792.705,95 €						1.398.310,64 €	200.244,78 €	1.180.657,45 €	173.097,3 €	443,06 €	1.180.657,45 €	65911	995																																																																						
MONTHLY																YEARLY																																																																					
MONTHS	TOTAL INCOME	TRACK PROFIT	AFTER TAX	INCOME PER CAR	INCOME PER ACCUMULATOR	PROFIT PER MONTH	RACES	TOTAL INCOME	TRACK PROFIT	INCOME AFTER TAX&TRACK	INCOME PER CAR	INCOME PER ACCUMULATOR	PROFIT	RACES																																																																							
0	1	13.956,54 €	955,69 €	9.640,27 €	2.410,07 €	- €	9.640,27 €	513	13.956,54 €	955,69 €	9.640,27 €	2.410,07 €	- €	9.640,27 €	513																																																																						
1	12	27.568,11 €	3.060,80 €	18.152,19 €	2.914,36 €	12,78 €	18.152,19 €	1.014	330.817,35 €	36.729,58 €	217.826,27 €	34.972,35 €	153,36 €	217.826,27 €	12.164																																																																						
2	12	36.783,77 €	4.857,26 €	23.543,94 €	3.325,48 €	24,14 €	23.543,94 €	1.352	441.405,20 €	58.287,13 €	282.527,24 €	39.905,79 €	289,70 €	282.527,24 €	16.224																																																																						
3	12	34.181,70 €	4.248,38 €	22.123,21 €	3.160,46 €	- €	22.123,21 €	1.257	410.180,40 €	50.980,53 €	265.478,50 €	37.925,50 €	- €	265.478,50 €	15.084																																																																						
4	12	29.095,84 €	3.058,29 €	19.346,33 €	2.763,76 €	- €	19.346,33 €	1.070	349.150,09 €	36.699,44 €	232.155,95 €	33.165,14 €	- €	232.155,95 €	12.840																																																																						
5	11	22.472,40 €	1.508,40 €	15.729,93 €	2.247,13 €	- €	15.729,93 €	826	247.196,37 €	16.592,41 €	173.029,22 €	24.718,46 €	- €	173.029,22 €	9.086																																																																						
6	7																																																																																				
7	60							1.792.705,95 €	200.244,78 €	1.180.657,45 €	173.097,31 €	443,06 €	1.180.657,45 €	65.911																																																																							
INTRODUCTION PHASE																																																																																					
STRT Y	1	STRT M	11	END Y	2	END M	1	TOTAL M	2	BREAK P	0	STRT M TOT	0	END M	2																																																																						
CARS:	4	ACCONT:	7	LENGTH:	1,25	FEE PER CAR:	400 €	FEE PER ACC:	60 €	RETURN %:	30,0%	BASE AMOUNT:	2 €	CHARGE PER MINUT	1,58 €																																																																						
DAY	TYPE	AVLBL DT	<7MINS (AVG:5)	7-12 (AVG 10)	12-16 (AVG 14)	16-22(AVG 19)	>22 (AVG 25)	PROFIT PER DAY	PROFIT TOTAL	users	minutes used	max minutes possible																																																																									
MT-----	2	1	2	2	2	2	2	217,61 €	435,22 €	8	128	870																																																																									
--WTF--	2	1	3	3	3	3	3	326,41 €	652,82 €	12	191	870																																																																									
----SS	3	2	5	7	6	5	707,23 €	2.121,68 €	26	415	1410																																																																										
<table border="1"> <tr> <td>ITALY</td> <td>KW COST</td> <td>0,2161 €</td> <td>TOTAL SUM PER WEEK</td> <td>3.209,72 €</td> <td>118</td> <td>EARN FROM CARS</td> <td>3.209,72 €</td> </tr> <tr> <td>VAT</td> <td>CAR MNTN</td> <td>- €</td> <td>TOTAL SUM PER MONTH</td> <td>13.956,54 €</td> <td>513</td> <td>EARN FROM ACCO</td> <td>- €</td> </tr> <tr> <td>22 MONTHS</td> <td>CAR WORK</td> <td>- €</td> <td>TOTAL SUM PERIOD 1</td> <td>27.913,08 €</td> <td>1026</td> <td>TOTAL FROM CAR</td> <td>27.913,08 €</td> </tr> <tr> <td></td> <td>TOTAL WRK</td> <td>- €</td> <td></td> <td></td> <td></td> <td>TOTAL FROM ACCO</td> <td>- €</td> </tr> </table>																ITALY	KW COST	0,2161 €	TOTAL SUM PER WEEK	3.209,72 €	118	EARN FROM CARS	3.209,72 €	VAT	CAR MNTN	- €	TOTAL SUM PER MONTH	13.956,54 €	513	EARN FROM ACCO	- €	22 MONTHS	CAR WORK	- €	TOTAL SUM PERIOD 1	27.913,08 €	1026	TOTAL FROM CAR	27.913,08 €		TOTAL WRK	- €				TOTAL FROM ACCO	- €																																						
ITALY	KW COST	0,2161 €	TOTAL SUM PER WEEK	3.209,72 €	118	EARN FROM CARS	3.209,72 €																																																																														
VAT	CAR MNTN	- €	TOTAL SUM PER MONTH	13.956,54 €	513	EARN FROM ACCO	- €																																																																														
22 MONTHS	CAR WORK	- €	TOTAL SUM PERIOD 1	27.913,08 €	1026	TOTAL FROM CAR	27.913,08 €																																																																														
	TOTAL WRK	- €				TOTAL FROM ACCO	- €																																																																														
<table border="1"> <tr> <td colspan="4">EARNINGS PER CAR</td> <td>6.978,27 €</td> <td>TOTAL FROM ACCO</td> <td>- €</td> </tr> <tr> <td colspan="4">EARNINGS PER ACCUMULATOR CONTAINER</td> <td>- €</td> <td></td> <td></td> </tr> <tr> <td colspan="4">TOTAL INCOME AFTER TAXES</td> <td>21.772,21 €</td> <td>TRACK INCOME AFTER TAX</td> <td>2.491,66 €</td> </tr> <tr> <td colspan="4">TOTAL INCOME PER CAR AFTER TAXES</td> <td>6.838,71 €</td> <td>TRACK INCOME PER MONTH</td> <td>1.245,83 €</td> </tr> <tr> <td colspan="4">TOTAL INCOME PER ACCUMULATOR CONTAINER AFTER TAXES</td> <td>- €</td> <td>TRACK INCOME PER CAR</td> <td>622,92 €</td> </tr> <tr> <td colspan="4"></td> <td></td> <td>-/- PER CAR/MONTH</td> <td>311,46 €</td> </tr> <tr> <td colspan="4">INCOME AFTER TRACK PAYMENT AND TAX</td> <td>19.280,54 €</td> <td>ELECTRICITY COSTS</td> <td>580,28 €</td> </tr> <tr> <td colspan="4">INCOME AFTER TRACK PAYMENT AND TAX PER MONTH</td> <td>9.640,27 €</td> <td>MAINTENANCE COSTS</td> <td>- €</td> </tr> <tr> <td colspan="4">INCOME AFTER TRACK PAYMENT AND TAX PER CAR+ACCU</td> <td>4.820,14 €</td> <td>TOTAL COSTS</td> <td>580,28 €</td> </tr> <tr> <td colspan="4">INCOME AFTER TRACK PAYMENT AND TAX PER CAR/MONTH</td> <td>2.410,07 €</td> <td></td> <td></td> </tr> </table>																EARNINGS PER CAR				6.978,27 €	TOTAL FROM ACCO	- €	EARNINGS PER ACCUMULATOR CONTAINER				- €			TOTAL INCOME AFTER TAXES				21.772,21 €	TRACK INCOME AFTER TAX	2.491,66 €	TOTAL INCOME PER CAR AFTER TAXES				6.838,71 €	TRACK INCOME PER MONTH	1.245,83 €	TOTAL INCOME PER ACCUMULATOR CONTAINER AFTER TAXES				- €	TRACK INCOME PER CAR	622,92 €						-/- PER CAR/MONTH	311,46 €	INCOME AFTER TRACK PAYMENT AND TAX				19.280,54 €	ELECTRICITY COSTS	580,28 €	INCOME AFTER TRACK PAYMENT AND TAX PER MONTH				9.640,27 €	MAINTENANCE COSTS	- €	INCOME AFTER TRACK PAYMENT AND TAX PER CAR+ACCU				4.820,14 €	TOTAL COSTS	580,28 €	INCOME AFTER TRACK PAYMENT AND TAX PER CAR/MONTH				2.410,07 €		
EARNINGS PER CAR				6.978,27 €	TOTAL FROM ACCO	- €																																																																															
EARNINGS PER ACCUMULATOR CONTAINER				- €																																																																																	
TOTAL INCOME AFTER TAXES				21.772,21 €	TRACK INCOME AFTER TAX	2.491,66 €																																																																															
TOTAL INCOME PER CAR AFTER TAXES				6.838,71 €	TRACK INCOME PER MONTH	1.245,83 €																																																																															
TOTAL INCOME PER ACCUMULATOR CONTAINER AFTER TAXES				- €	TRACK INCOME PER CAR	622,92 €																																																																															
					-/- PER CAR/MONTH	311,46 €																																																																															
INCOME AFTER TRACK PAYMENT AND TAX				19.280,54 €	ELECTRICITY COSTS	580,28 €																																																																															
INCOME AFTER TRACK PAYMENT AND TAX PER MONTH				9.640,27 €	MAINTENANCE COSTS	- €																																																																															
INCOME AFTER TRACK PAYMENT AND TAX PER CAR+ACCU				4.820,14 €	TOTAL COSTS	580,28 €																																																																															
INCOME AFTER TRACK PAYMENT AND TAX PER CAR/MONTH				2.410,07 €																																																																																	
<table border="1"> <tr> <td colspan="4">TRACK & CAR INFO</td> <td>COST OF 1 CAR</td> <td>30.000,00 €</td> </tr> <tr> <td colspan="4"></td> <td>COST OF 1 ACCUMULATOR CONTAINER</td> <td>6.500,00 €</td> </tr> <tr> <td>TO</td> <td>TC</td> <td>TT</td> <td></td> <td></td> <td></td> </tr> <tr> <td>MT-----</td> <td>12</td> <td>22</td> <td>10</td> <td></td> <td></td> </tr> <tr> <td>--WTF--</td> <td>12</td> <td>22</td> <td>10</td> <td></td> <td></td> </tr> <tr> <td>----SS</td> <td>9</td> <td>22</td> <td>13</td> <td></td> <td></td> </tr> </table>																TRACK & CAR INFO				COST OF 1 CAR	30.000,00 €					COST OF 1 ACCUMULATOR CONTAINER	6.500,00 €	TO	TC	TT				MT-----	12	22	10			--WTF--	12	22	10			----SS	9	22	13																																				
TRACK & CAR INFO				COST OF 1 CAR	30.000,00 €																																																																																
				COST OF 1 ACCUMULATOR CONTAINER	6.500,00 €																																																																																
TO	TC	TT																																																																																			
MT-----	12	22	10																																																																																		
--WTF--	12	22	10																																																																																		
----SS	9	22	13																																																																																		
<table border="1"> <tr> <td colspan="4">INCOME AFTER TRACK PAYMENT AND TAX PER CAR</td> <td>4.820,14 €</td> <td></td> <td></td> </tr> <tr> <td colspan="4">INCOME AFTER TRACK PAYMENT AND TAX PER ACCUMULATOR CONTAINER</td> <td>- €</td> <td></td> <td></td> </tr> <tr> <td colspan="4">INCOME PER CAR PER MONTH</td> <td>2.410,07 €</td> <td>CAR DEPRECIATION MONTH</td> <td>13</td> </tr> <tr> <td colspan="4">INCOME PER ACCU PER MONTH</td> <td>- €</td> <td>ACC DEPRECIATION MONTH</td> <td>#ΔIAP./0!</td> </tr> </table>																INCOME AFTER TRACK PAYMENT AND TAX PER CAR				4.820,14 €			INCOME AFTER TRACK PAYMENT AND TAX PER ACCUMULATOR CONTAINER				- €			INCOME PER CAR PER MONTH				2.410,07 €	CAR DEPRECIATION MONTH	13	INCOME PER ACCU PER MONTH				- €	ACC DEPRECIATION MONTH	#ΔIAP./0!																																										
INCOME AFTER TRACK PAYMENT AND TAX PER CAR				4.820,14 €																																																																																	
INCOME AFTER TRACK PAYMENT AND TAX PER ACCUMULATOR CONTAINER				- €																																																																																	
INCOME PER CAR PER MONTH				2.410,07 €	CAR DEPRECIATION MONTH	13																																																																															
INCOME PER ACCU PER MONTH				- €	ACC DEPRECIATION MONTH	#ΔIAP./0!																																																																															

GROWTH PHASE 1																									
STRT Y	2	STRT M	1	END Y	2	END M	3	TOTAL M	2	BREAK P	0	STRT M TOT	2	END M	4										
CARS:	4	ACCONT:	7	LENGTH:	1,25	FEE PER CAR:	400 €	FEE PER ACC:	60 €	RETURN %:	30,0%	BASE AMOUNT:	2 €	CHARGE PER MINUT	1,58 €										
DAY	TYPE	AVLBL DT	<7MINS (AVG:5)	7-12 (AVG 10)	12-16 (AVG 14)	16-22(AVG 19)	>22 (AVG 25)	PROFIT PER DAY	PROFIT TOTAL																
MT----	2	1	5	10	14	19	25	380,81 €	users	minutes used	ax minutes possit	192	223	870											
--WTF--	2	2	5	10	14	19	25	598,42 €	22	351	870	835	3293,89 €	194,41 €											
----SS	3	3	8	10	14	19	25	1.088,04 €	40	638	1410	1670	6.587,79 €	43.727,19 €											
<table border="1"> <tr><td>KW COST</td><td>0,2161 €</td></tr> <tr><td>CAR MNTN</td><td>- €</td></tr> <tr><td>CAR WORK</td><td>- €</td></tr> <tr><td>TOTAL WRK</td><td>- €</td></tr> </table>								KW COST	0,2161 €	CAR MNTN	- €	CAR WORK	- €	TOTAL WRK	- €	TOTAL SUM PER WEEK		5.222,59 €	EARN FROM CARS		5.028,18 €				
KW COST	0,2161 €																								
CAR MNTN	- €																								
CAR WORK	- €																								
TOTAL WRK	- €																								
<table border="1"> <tr><td>ITALY</td><td>22</td><td>MONTHS</td><td>2</td></tr> </table>								ITALY	22	MONTHS	2	TOTAL SUM PER MONTH		22.708,95 €	EARN FROM ACCO		194,41 €								
ITALY	22	MONTHS	2																						
<table border="1"> <tr><td>TO</td><td>TC</td><td>TT</td></tr> <tr><td>12</td><td>22</td><td>10</td></tr> <tr><td>12</td><td>22</td><td>10</td></tr> <tr><td>9</td><td>22</td><td>13</td></tr> </table>								TO	TC	TT	12	22	10	12	22	10	9	22	13	TOTAL SUM PERIOD 1		45.417,90 €	TOTAL FROM CAR		43.727,19 €
TO	TC	TT																							
12	22	10																							
12	22	10																							
9	22	13																							
<table border="1"> <tr><td>COST OF 1 CAR</td><td>30.000,00 €</td></tr> <tr><td>COST OF 1 ACCUMULATOR CONTAINER</td><td>6.500,00 €</td></tr> </table>								COST OF 1 CAR	30.000,00 €	COST OF 1 ACCUMULATOR CONTAINER	6.500,00 €	EARNINGS PER CAR		10.931,80 €	TOTAL FROM ACCO		1.690,71 €								
COST OF 1 CAR	30.000,00 €																								
COST OF 1 ACCUMULATOR CONTAINER	6.500,00 €																								
<table border="1"> <tr><td>TOTAL INCOME AFTER TAXES</td><td>35.425,96 €</td></tr> <tr><td>TOTAL INCOME PER CAR AFTER TAXES</td><td>10.713,16 €</td></tr> <tr><td>TOTAL INCOME PER ACCUMULATOR CONTAINER AFTER TAXES</td><td>236,70 €</td></tr> </table>								TOTAL INCOME AFTER TAXES	35.425,96 €	TOTAL INCOME PER CAR AFTER TAXES	10.713,16 €	TOTAL INCOME PER ACCUMULATOR CONTAINER AFTER TAXES	236,70 €	TRACK INCOME AFTER TAX		6.587,79 €	TRACK INCOME PER MONTH		3.293,89 €						
TOTAL INCOME AFTER TAXES	35.425,96 €																								
TOTAL INCOME PER CAR AFTER TAXES	10.713,16 €																								
TOTAL INCOME PER ACCUMULATOR CONTAINER AFTER TAXES	236,70 €																								
<table border="1"> <tr><td>INCOME AFTER TRACK PAYMENT AND TAX</td><td>28.838,17 €</td></tr> <tr><td>INCOME AFTER TRACK PAYMENT AND TAX PER MONTH</td><td>14.419,09 €</td></tr> <tr><td>INCOME AFTER TRACK PAYMENT AND TAX PER CAR+ACCU</td><td>7.209,54 €</td></tr> <tr><td>INCOME AFTER TRACK PAYMENT AND TAX PER CAR/MONTH</td><td>3.604,77 €</td></tr> </table>								INCOME AFTER TRACK PAYMENT AND TAX	28.838,17 €	INCOME AFTER TRACK PAYMENT AND TAX PER MONTH	14.419,09 €	INCOME AFTER TRACK PAYMENT AND TAX PER CAR+ACCU	7.209,54 €	INCOME AFTER TRACK PAYMENT AND TAX PER CAR/MONTH	3.604,77 €	TRACK INCOME PER CAR		1.646,95 €	TRACK INCOME PER MONTH		1.646,95 €				
INCOME AFTER TRACK PAYMENT AND TAX	28.838,17 €																								
INCOME AFTER TRACK PAYMENT AND TAX PER MONTH	14.419,09 €																								
INCOME AFTER TRACK PAYMENT AND TAX PER CAR+ACCU	7.209,54 €																								
INCOME AFTER TRACK PAYMENT AND TAX PER CAR/MONTH	3.604,77 €																								
<table border="1"> <tr><td>TRACK & CAR INFO</td></tr> <tr><td>TRACK PROFIT</td><td>6.007,51 €</td></tr> <tr><td>TRACK PROFIT PER MONTH</td><td>3.003,75 €</td></tr> <tr><td>TRACK PR PER MONTH/CAR</td><td>750,94 €</td></tr> </table>								TRACK & CAR INFO	TRACK PROFIT	6.007,51 €	TRACK PROFIT PER MONTH	3.003,75 €	TRACK PR PER MONTH/CAR	750,94 €	ELECTRICITY COSTS		580,28 €	TOTAL COSTS		580,28 €					
TRACK & CAR INFO																									
TRACK PROFIT	6.007,51 €																								
TRACK PROFIT PER MONTH	3.003,75 €																								
TRACK PR PER MONTH/CAR	750,94 €																								
<table border="1"> <tr><td>INCOME AFTER TRACK PAYMENT AND TAX PER CAR</td><td>6.941,16 €</td></tr> <tr><td>INCOME AFTER TRACK PAYMENT AND TAX PER ACCUMULATOR CONTAINER</td><td>153,36 €</td></tr> <tr><td>INCOME PER CAR PER MONTH</td><td>3.470,58 €</td></tr> <tr><td>INCOME PER ACCU PER MONTH</td><td>76,68 €</td></tr> </table>								INCOME AFTER TRACK PAYMENT AND TAX PER CAR	6.941,16 €	INCOME AFTER TRACK PAYMENT AND TAX PER ACCUMULATOR CONTAINER	153,36 €	INCOME PER CAR PER MONTH	3.470,58 €	INCOME PER ACCU PER MONTH	76,68 €	MAINTENANCE COSTS		- €	TOTAL COSTS		580,28 €				
INCOME AFTER TRACK PAYMENT AND TAX PER CAR	6.941,16 €																								
INCOME AFTER TRACK PAYMENT AND TAX PER ACCUMULATOR CONTAINER	153,36 €																								
INCOME PER CAR PER MONTH	3.470,58 €																								
INCOME PER ACCU PER MONTH	76,68 €																								
<table border="1"> <tr><td>CAR DEPRECIATION MONTH</td><td>9</td></tr> <tr><td>ACC DEPRECIATION MONTH</td><td>85</td></tr> </table>								CAR DEPRECIATION MONTH	9	ACC DEPRECIATION MONTH	85	TOTAL COSTS		580,28 €	TOTAL COSTS		580,28 €								
CAR DEPRECIATION MONTH	9																								
ACC DEPRECIATION MONTH	85																								

GROWTH PHASE 2																									
STRT Y	2	STRT M	3	END Y	2	END M	12	TOTAL M	9	BREAK P	0	STRT M TOT	4	END M	13										
CARS:	7	ACCONT:	11	LENGTH:	1,25	FEE PER CAR:	400 €	FEE PER ACC:	60 €	RETURN %:	30,0%	BASE AMOUNT:	2 €	CHARGE PER MINUT	1,58 €										
DAY	TYPE	AVLBL DT	<7MINS (AVG:5)	7-12 (AVG 10)	12-16 (AVG 14)	16-22(AVG 19)	>22 (AVG 25)	PROFIT PER DAY	PROFIT TOTAL																
MT----	2	1	5	10	14	19	25	489,62 €	users	minutes used	ax minutes possit	255	287	1410											
--WTF--	2	2	5	10	14	19	25	734,43 €	27	431	1410	1109	3.597,52 €	- €											
----SS	3	4	8	10	14	19	25	1.496,06 €	55	877	2280	9981	4.625,38 €	271.442,91 €											
<table border="1"> <tr><td>KW COST</td><td>0,2161 €</td></tr> <tr><td>CAR MNTN</td><td>- €</td></tr> <tr><td>CAR WORK</td><td>- €</td></tr> <tr><td>TOTAL WRK</td><td>- €</td></tr> </table>								KW COST	0,2161 €	CAR MNTN	- €	CAR WORK	- €	TOTAL WRK	- €	TOTAL SUM PER WEEK		6.936,26 €	EARN FROM CARS		6.936,26 €				
KW COST	0,2161 €																								
CAR MNTN	- €																								
CAR WORK	- €																								
TOTAL WRK	- €																								
<table border="1"> <tr><td>ITALY</td><td>22</td><td>MONTHS</td><td>9</td></tr> </table>								ITALY	22	MONTHS	9	TOTAL SUM PER MONTH		30.160,32 €	EARN FROM ACCO		- €								
ITALY	22	MONTHS	9																						
<table border="1"> <tr><td>TO</td><td>TC</td><td>TT</td></tr> <tr><td>12</td><td>22</td><td>10</td></tr> <tr><td>12</td><td>22</td><td>10</td></tr> <tr><td>9</td><td>22</td><td>13</td></tr> </table>								TO	TC	TT	12	22	10	12	22	10	9	22	13	TOTAL SUM PERIOD 1		271.442,91 €	TOTAL FROM CAR		271.442,91 €
TO	TC	TT																							
12	22	10																							
12	22	10																							
9	22	13																							
<table border="1"> <tr><td>COST OF 1 CAR</td><td>30.000,00 €</td></tr> <tr><td>COST OF 1 ACCUMULATOR CONTAINER</td><td>6.500,00 €</td></tr> </table>								COST OF 1 CAR	30.000,00 €	COST OF 1 ACCUMULATOR CONTAINER	6.500,00 €	EARNINGS PER CAR		38.777,56 €	TOTAL FROM ACCO		- €								
COST OF 1 CAR	30.000,00 €																								
COST OF 1 ACCUMULATOR CONTAINER	6.500,00 €																								
<table border="1"> <tr><td>TOTAL INCOME AFTER TAXES</td><td>211.725,47 €</td></tr> <tr><td>TOTAL INCOME PER CAR AFTER TAXES</td><td>35.287,58 €</td></tr> <tr><td>TOTAL INCOME PER ACCUMULATOR CONTAINER AFTER TAXES</td><td>- €</td></tr> </table>								TOTAL INCOME AFTER TAXES	211.725,47 €	TOTAL INCOME PER CAR AFTER TAXES	35.287,58 €	TOTAL INCOME PER ACCUMULATOR CONTAINER AFTER TAXES	- €	TRACK INCOME AFTER TAX		32.377,64 €	TRACK INCOME PER MONTH		3.597,52 €						
TOTAL INCOME AFTER TAXES	211.725,47 €																								
TOTAL INCOME PER CAR AFTER TAXES	35.287,58 €																								
TOTAL INCOME PER ACCUMULATOR CONTAINER AFTER TAXES	- €																								
<table border="1"> <tr><td>INCOME AFTER TRACK PAYMENT AND TAX</td><td>179.347,83 €</td></tr> <tr><td>INCOME AFTER TRACK PAYMENT AND TAX PER MONTH</td><td>19.927,54 €</td></tr> <tr><td>INCOME AFTER TRACK PAYMENT AND TAX PER CAR+ACCU</td><td>25.621,12 €</td></tr> <tr><td>INCOME AFTER TRACK PAYMENT AND TAX PER CAR/MONTH</td><td>2.846,79 €</td></tr> </table>								INCOME AFTER TRACK PAYMENT AND TAX	179.347,83 €	INCOME AFTER TRACK PAYMENT AND TAX PER MONTH	19.927,54 €	INCOME AFTER TRACK PAYMENT AND TAX PER CAR+ACCU	25.621,12 €	INCOME AFTER TRACK PAYMENT AND TAX PER CAR/MONTH	2.846,79 €	TRACK INCOME PER CAR		4.625,38 €	TRACK INCOME PER MONTH		4.625,38 €				
INCOME AFTER TRACK PAYMENT AND TAX	179.347,83 €																								
INCOME AFTER TRACK PAYMENT AND TAX PER MONTH	19.927,54 €																								
INCOME AFTER TRACK PAYMENT AND TAX PER CAR+ACCU	25.621,12 €																								
INCOME AFTER TRACK PAYMENT AND TAX PER CAR/MONTH	2.846,79 €																								
<table border="1"> <tr><td>TRACK & CAR INFO</td></tr> <tr><td>TRACK PROFIT</td><td>29.766,38 €</td></tr> <tr><td>TRACK PROFIT PER MONTH</td><td>3.307,38 €</td></tr> <tr><td>TRACK PR PER MONTH/CAR</td><td>472,48 €</td></tr> </table>								TRACK & CAR INFO	TRACK PROFIT	29.766,38 €	TRACK PROFIT PER MONTH	3.307,38 €	TRACK PR PER MONTH/CAR	472,48 €	ELECTRICITY COSTS		2.611,26 €	TOTAL COSTS		2.611,26 €					
TRACK & CAR INFO																									
TRACK PROFIT	29.766,38 €																								
TRACK PROFIT PER MONTH	3.307,38 €																								
TRACK PR PER MONTH/CAR	472,48 €																								
<table border="1"> <tr><td>INCOME AFTER TRACK PAYMENT AND TAX PER CAR</td><td>25.621,12 €</td></tr> <tr><td>INCOME AFTER TRACK PAYMENT AND TAX PER ACCUMULATOR CONTAINER</td><td>- €</td></tr> <tr><td>INCOME PER CAR PER MONTH</td><td>2.846,79 €</td></tr> <tr><td>INCOME PER ACCU PER MONTH</td><td>- €</td></tr> </table>								INCOME AFTER TRACK PAYMENT AND TAX PER CAR	25.621,12 €	INCOME AFTER TRACK PAYMENT AND TAX PER ACCUMULATOR CONTAINER	- €	INCOME PER CAR PER MONTH	2.846,79 €	INCOME PER ACCU PER MONTH	- €	MAINTENANCE COSTS		- €	TOTAL COSTS		2.611,26 €				
INCOME AFTER TRACK PAYMENT AND TAX PER CAR	25.621,12 €																								
INCOME AFTER TRACK PAYMENT AND TAX PER ACCUMULATOR CONTAINER	- €																								
INCOME PER CAR PER MONTH	2.846,79 €																								
INCOME PER ACCU PER MONTH	- €																								
<table border="1"> <tr><td>CAR DEPRECIATION MONTH</td><td>11</td></tr> <tr><td>ACC DEPRECIATION MONTH</td><td>#ΔIAIP./0!</td></tr> </table>								CAR DEPRECIATION MONTH	11	ACC DEPRECIATION MONTH	#ΔIAIP./0!	TOTAL COSTS		2.611,26 €	TOTAL COSTS		2.611,26 €								
CAR DEPRECIATION MONTH	11																								
ACC DEPRECIATION MONTH	#ΔIAIP./0!																								

MATURITY 1															
STRT Y	2	STRT M	12	END Y	3	END M	12	TOTAL M	12	BREAK P	1	STRT M TOT	13	END M	25
CARS:	7	ACCONT:	11	LENGTH:	1,25	FEE PER CAR:	400 €	FEE PER ACC:	60 €	RETURN %:	30,0%	BASE AMOUNT:	2 €	CHARGE PER MINUT	1,58 €
DAY	TYPE	AVLBL DT	<7MINS (AVG:5)	7-12 (AVG 10)	12-16 (AVG 14)	16-22(AVG 19)	>22 (AVG 25)	PROFIT PER DAY	PROFIT TOTAL	users	minutes used	ax minutes possit			
MT----	2	2	5	6	5	5	5	598,42 €	1.196,84 €	22	351	1410			
--WTF--	2	3	7	9	8	7	8	897,63 €	1.795,27 €	33	526	1410			
----SS	3	5	14	17	16	14	14	1.822,47 €	5.467,40 €	67	1069	2280			
VAT		ITALY	22 MONTHS	12	KW COST		0,2161 €	TOTAL SUM PER WEEK		8.459,51 €	311	EARN FROM CARS	8.364,09 €		
					CAR MNTN		- €	TOTAL SUM PER MONTH		36.783,77 €	1352	EARN FROM ACCO	95,42 €		
					CAR WORK		- €	TOTAL SUM PERIOD 1		441.405,20 €	16224	TOTAL FROM CAR	436.426,49 €		
					TOTAL WRK		- €	EARNINGS PER CAR		62.346,64 €		TOTAL FROM ACCO	4.978,71 €		
					TOTAL INCOME AFTER TAXES		344.296,06 €	TOTAL INCOME PER CAR AFTER TAXES		54.865,05 €		TRACK INCOME AFTER TAX	61.768,82 €		
					TOTAL INCOME PER ACCUMULATOR CONTAINER AFTER TAXES		398,30 €	TOTAL INCOME PER ACCUMULATOR CONTAINER AFTER TAXES		398,30 €		TRACK INCOME PER MONTH	5.147,40 €		
					INCOME AFTER TRACK PAYMENT AND TAX		282.527,24 €	INCOME AFTER TRACK PAYMENT AND TAX PER MONTH		23.543,94 €		TRACK INCOME PER CAR	8.824,12 €		
					INCOME AFTER TRACK PAYMENT AND TAX PER CAR+ACCU		40.361,03 €	INCOME AFTER TRACK PAYMENT AND TAX PER CAR+ACCU		40.361,03 €		-/- PER CAR/MONTH	735,34 €		
					INCOME AFTER TRACK PAYMENT AND TAX PER CAR/MONTH		3.363,42 €	INCOME AFTER TRACK PAYMENT AND TAX PER CAR/MONTH		3.363,42 €		ELECTRICITY COSTS	3.481,68 €		
					TOTAL COSTS		3.481,68 €	TOTAL COSTS		3.481,68 €		MAINTENANCE COSTS	- €		
					TRACK PROFIT		58.287,13 €	TRACK PROFIT		58.287,13 €		TOTAL COSTS	3.481,68 €		
					TRACK PROFIT PER MONTH		4.857,26 €	TRACK PROFIT PER MONTH		4.857,26 €		TRACK PROFIT PER MONTH	4.857,26 €		
					TRACK PR PER MONTH/CAR		693,89 €	TRACK PR PER MONTH/CAR		693,89 €		TRACK PR PER MONTH/CAR	693,89 €		
					INCOME AFTER TRACK PAYMENT AND TAX PER CAR		39.905,79 €	INCOME AFTER TRACK PAYMENT AND TAX PER CAR		39.905,79 €		INCOME PER CAR PER MONTH	3.325,48 €		
					INCOME AFTER TRACK PAYMENT AND TAX PER ACCUMULATOR CONTAINER		289,70 €	INCOME AFTER TRACK PAYMENT AND TAX PER ACCUMULATOR CONTAINER		289,70 €		INCOME PER ACCU PER MONTH	24,14 €		
					INCOME PER CAR PER MONTH		3.325,48 €	INCOME PER CAR PER MONTH		3.325,48 €		CAR DEPRECIATION MONTH	10		
					INCOME PER ACCU PER MONTH		24,14 €	INCOME PER ACCU PER MONTH		24,14 €		ACC DEPRECIATION MONTH	270		

MATURITY 2															
STRT Y	3	STRT M	12	END Y	4	END M	12	TOTAL M	12	BREAK P	1	STRT M TOT	25	END M	37
CARS:	7	ACCONT:	11	LENGTH:	1,25	FEE PER CAR:	400 €	FEE PER ACC:	60 €	RETURN %:	30,0%	BASE AMOUNT:	2 €	CHARGE PER MINUT	1,58 €
DAY	TYPE	AVLBL DT	<7MINS (AVG:5)	7-12 (AVG 10)	12-16 (AVG 14)	16-22(AVG 19)	>22 (AVG 25)	PROFIT PER DAY	PROFIT TOTAL	users	minutes used	ax minutes possit			
MT----	2	2	5	6	5	5	4	544,02 €	1.088,04 €	20	319	1410			
--WTF--	2	2	6	8	7	6	6	816,03 €	1.632,06 €	30	479	1410			
----SS	3	5	13	16	15	13	13	1.713,66 €	5.140,99 €	63	1005	2280			
VAT		ITALY	22 MONTHS	12	KW COST		0,2161 €	TOTAL SUM PER WEEK		7.861,09 €	289	EARN FROM CARS	7.861,09 €		
					CAR MNTN		- €	TOTAL SUM PER MONTH		34.181,70 €	1257	EARN FROM ACCO	- €		
					CAR WORK		- €	TOTAL SUM PERIOD 1		410.180,40 €	15084	TOTAL FROM CAR	410.180,40 €		
					TOTAL WRK		- €	EARNINGS PER CAR		58.597,20 €		TOTAL FROM ACCO	- €		
					TOTAL INCOME AFTER TAXES		319.940,71 €	TOTAL INCOME PER CAR AFTER TAXES		51.565,54 €		TRACK INCOME AFTER TAX	54.462,21 €		
					TOTAL INCOME PER ACCUMULATOR CONTAINER AFTER TAXES		- €	TOTAL INCOME PER ACCUMULATOR CONTAINER AFTER TAXES		- €		TRACK INCOME PER MONTH	4.538,52 €		
					INCOME AFTER TRACK PAYMENT AND TAX		265.478,50 €	INCOME AFTER TRACK PAYMENT AND TAX PER MONTH		22.123,21 €		TRACK INCOME PER CAR	7.780,32 €		
					INCOME AFTER TRACK PAYMENT AND TAX PER CAR+ACCU		37.925,50 €	INCOME AFTER TRACK PAYMENT AND TAX PER CAR+ACCU		37.925,50 €		-/- PER CAR/MONTH	648,36 €		
					INCOME AFTER TRACK PAYMENT AND TAX PER CAR/MONTH		3.160,46 €	INCOME AFTER TRACK PAYMENT AND TAX PER CAR/MONTH		3.160,46 €		ELECTRICITY COSTS	3.481,68 €		
					TOTAL COSTS		3.481,68 €	TOTAL COSTS		3.481,68 €		MAINTENANCE COSTS	- €		
					TRACK PROFIT		50.980,53 €	TRACK PROFIT		50.980,53 €		TOTAL COSTS	3.481,68 €		
					TRACK PROFIT PER MONTH		4.248,38 €	TRACK PROFIT PER MONTH		4.248,38 €		TRACK PROFIT PER MONTH	4.248,38 €		
					TRACK PR PER MONTH/CAR		606,91 €	TRACK PR PER MONTH/CAR		606,91 €		TRACK PR PER MONTH/CAR	606,91 €		
					INCOME AFTER TRACK PAYMENT AND TAX PER CAR		37.925,50 €	INCOME AFTER TRACK PAYMENT AND TAX PER CAR		37.925,50 €		INCOME PER CAR PER MONTH	3.160,46 €		
					INCOME AFTER TRACK PAYMENT AND TAX PER ACCUMULATOR CONTAINER		- €	INCOME AFTER TRACK PAYMENT AND TAX PER ACCUMULATOR CONTAINER		- €		INCOME PER ACCU PER MONTH	- €		
					INCOME PER CAR PER MONTH		3.160,46 €	INCOME PER CAR PER MONTH		3.160,46 €		CAR DEPRECIATION MONTH	10		
					INCOME PER ACCU PER MONTH		- €	INCOME PER ACCU PER MONTH		- €		ACC DEPRECIATION MONTH	#ΔIAIP/0!		

Maturity 3															
STRT Y	4	STRT M	12	END Y	5	END M	12	TOTAL M	12	BREAK P	1	STRT M TOT	37	END M	49
CARS:	7	ACCONT:	11	LENGTH:		FEE PER CAR:	400 €	FEE PER ACC:	60 €	RETURN %:	30,0%	BASE AMOUNT:	2 €	CHARGE PER MINUT	1,58 €
DAY	TYPE	AVLBL DT	<7MINS (AVG:5)	7-12 (AVG 10)	12-16 (AVG 14)	16-22(AVG 19)	>22 (AVG 25)	PROFIT PER DAY	PROFIT TOTAL	users	minutes used	ax minutes possit			
MT----	2	1	4	4	4	4	4	462,42 €	924,83 €	17	271	1410			
--WTF--	2	2	5	5	5	5	5	680,03 €	1.360,05 €	25	399	1410			
----SS	3	4	11	14	13	11	11	1.468,85 €	4.406,56 €	54	861	2280			
VAT		ITALY	22 MONTHS	12											
		KW COST	0,2161 €					TOTAL SUM PER WEEK		6.691,45 €	246	EARN FROM CARS	6.691,45 €		
		CAR MNTN	- €					TOTAL SUM PER MONTH		29.095,84 €	1070	EARN FROM ACCO	- €		
		CAR WORK	- €					TOTAL SUM PERIOD 1		349.150,09 €	12840	TOTAL FROM CAR	349.150,09 €		
		TOTAL WRK	- €					EARNINGS PER CAR		49.878,58 €		TOTAL FROM ACCO	- €		
								EARNINGS PER ACCUMULATOR CONTAINER		- €					
								TOTAL INCOME AFTER TAXES		272.337,07 €		TRACK INCOME AFTER TAX	40.181,12 €		
								TOTAL INCOME PER CAR AFTER TAXES		43.893,15 €		TRACK INCOME PER MONTH	3.348,43 €		
								TOTAL INCOME PER ACCUMULATOR CONTAINER AFTER TAXES		- €		TRACK INCOME PER CAR	5.740,16 €		
								INCOME AFTER TRACK PAYMENT AND TAX		232.155,95 €		-/- PER CAR/MONTH	478,35 €		
								INCOME AFTER TRACK PAYMENT AND TAX PER MONTH		19.346,33 €		ELECTRICITY COSTS	3.481,68 €		
								INCOME AFTER TRACK PAYMENT AND TAX PER CAR+ACCU		33.165,14 €		MAINTENANCE COSTS	- €		
								INCOME AFTER TRACK PAYMENT AND TAX PER CAR/MONTH		2.763,76 €		TOTAL COSTS	3.481,68 €		
												TRACK PROFIT	36.699,44 €		
												TRACK PROFIT PER MONTH	3.058,29 €		
												TRACK PR PER MONTH/CAR	436,90 €		
								INCOME AFTER TRACK PAYMENT AND TAX PER CAR		33.165,14 €		CAR DEPRECIATION MONTH	11		
								INCOME AFTER TRACK PAYMENT AND TAX PER ACCUMULATOR CONTAINER		- €		ACC DEPRECIATION MONTH	#ΔIAIP/0!		
								INCOME PER CAR PER MONTH		2.763,76 €					
								INCOME PER ACCU PER MONTH		- €					

END PHASE															
STRT Y	5	STRT M	12	END Y	6	END M	11	TOTAL M	11	BREAK P	1	STRT M TOT	49	END M	60
CARS:	7	ACCONT:	11	LENGTH:		FEE PER CAR:	400 €	FEE PER ACC:	60 €	RETURN %:	30,0%	BASE AMOUNT:	2 €	CHARGE PER MINUT	1,58 €
DAY	TYPE	AVLBL DT	<7MINS (AVG:5)	7-12 (AVG 10)	12-16 (AVG 14)	16-22(AVG 19)	>22 (AVG 25)	PROFIT PER DAY	PROFIT TOTAL	users	minutes used	ax minutes possit			
MT----	2	1	3	3	3	3	3	353,61 €	707,23 €	13	207	1410			
--WTF--	2	2	4	4	4	4	4	516,82 €	1.033,64 €	19	303	1410			
----SS	3	3	9	9	11	10	9	1.142,44 €	3.427,33 €	42	670	2280			
VAT		ITALY	22 MONTHS	11											
		KW COST	0,2161 €					TOTAL SUM PER WEEK		5.168,19 €	190	EARN FROM CARS	5.168,19 €		
		CAR MNTN	- €					TOTAL SUM PER MONTH		22.472,40 €	826	EARN FROM ACCO	- €		
		CAR WORK	- €					TOTAL SUM PERIOD 1		247.196,37 €	9086	TOTAL FROM CAR	247.196,37 €		
		TOTAL WRK	- €					EARNINGS PER CAR		35.313,77 €		TOTAL FROM ACCO	- €		
								EARNINGS PER ACCUMULATOR CONTAINER		- €					
								TOTAL INCOME AFTER TAXES		192.813,17 €		TRACK INCOME AFTER TAX	19.783,95 €		
								TOTAL INCOME PER CAR AFTER TAXES		31.429,25 €		TRACK INCOME PER MONTH	1.798,54 €		
								TOTAL INCOME PER ACCUMULATOR CONTAINER AFTER TAXES		- €		TRACK INCOME PER CAR	2.826,28 €		
								INCOME AFTER TRACK PAYMENT AND TAX		173.029,22 €		-/- PER CAR/MONTH	256,93 €		
								INCOME AFTER TRACK PAYMENT AND TAX PER MONTH		15.729,93 €		ELECTRICITY COSTS	3.191,54 €		
								INCOME AFTER TRACK PAYMENT AND TAX PER CAR+ACCU		24.718,46 €		MAINTENANCE COSTS	- €		
								INCOME AFTER TRACK PAYMENT AND TAX PER CAR/MONTH		2.247,13 €		TOTAL COSTS	3.191,54 €		
												TRACK PROFIT	16.592,41 €		
												TRACK PROFIT PER MONTH	1.508,40 €		
												TRACK PR PER MONTH/CAR	215,49 €		
								INCOME AFTER TRACK PAYMENT AND TAX PER CAR		24.718,46 €		CAR DEPRECIATION MONTH	14		
								INCOME AFTER TRACK PAYMENT AND TAX PER ACCUMULATOR CONTAINER		- €		ACC DEPRECIATION MONTH	#ΔIAIP/0!		
								INCOME PER CAR PER MONTH		2.247,13 €					
								INCOME PER ACCU PER MONTH		- €					

VANDEL GOKART

TOTAL																			
PHASES	INTRO	2	GROW 1	2	GROW 2	7			MAT 1	12	MAT 2	12	MAT 3	14		END PHASE	11		
MONTHS	TOTAL INCOME	STRT Y	STRT M	END Y	END M	RETURN %	INCOME AFTER TAX	TRACK PROFIT	INCOME AFTER TAX & TRACK	INVESTOR 1 %	INVESTOR 2 %	INVESTOR 1	INVESTOR 2	INCOME PER CAR	COME PER ACCUMULAT	PROFIT	RACES	RACES/MONTH	
I	2	26.493,77 €	1 11	2 1		30,0%	20.930,08 €	1.755,46 €	18.691,06 €	- €	- €	- €	0	4052,83305	354,2464114	18691,05707	974	487	
G1	2	41.396,52 €	2 1	2 3		30,0%	32.703,25 €	5.287,41 €	26.932,28 €	- €	- €	- €	0	4913,66302	1039,660658	26932,27667	1522	761	
G2	7	192.079,86 €	2 3	2 10		30,0%	151.743,09 €	22.830,44 €	127.220,16 €	- €	- €	- €	0	15327,7996	3525,33661	127220,1638	7063	1009	
M1	12	422.954,18 €	2 10	3 10		30,0%	334.133,80 €	61.338,74 €	269.893,66 €	- €	- €	- €	0	29218,4641	9458,287671	269893,6611	15552	1296	
M2	12	398.825,92 €	3 10	4 10		30,0%	315.072,48 €	55.620,34 €	256.550,73 €	- €	- €	- €	0	28106,7	8791,053391	256550,7341	14664	1222	
M3	14	402.374,19 €	4 10	5 12		30,0%	317.875,61 €	49.977,72 €	264.512,93 €	- €	- €	- €	0	30245,112	8304,225713	264512,9293	14798	1057	
D	11	241.992,24 €	5 12	6 11		30,0%	191.173,87 €	21.692,54 €	166.821,71 €	- €	- €	- €	0	22379,1619	3254,673713	166821,7088	8899	809	
T	60	1.726.116,69 €					1.363.632,19 €	218.502,65 €	1.130.622,53 €			- €	0	134244	34.727,48 €	1.130.622,53 €	63.472,00 €	948,71 €	
MONTHLY									YEARLY										
MONTHS	TOTAL INCOME	TRACK PROFIT	AFTER TAX	INVESTOR 1	INVESTOR 2	INCOME PER CAR	INCOME PER ACCUMULATOR	PROFIT PER MONTH	RACES	TOTAL INCOME	TRACK PROFIT	INCOME AFTER TAX&TRACK	INVESTOR 1	INVESTOR 2	INCOME PER CAR	INCOME PER ACCUMULATOR	PROFIT	RACES	
0																			
1	13.246,89 €	877,73 €	9.345,53 €	- €	- €	2.026,42 €	177	9.345,53 €	487,00 €	13.246,89 €	877,73 €	9.345,53 €	- €	- €	2026,416524	177,1232057	9345,528535	487	
2	26.434,64 €	3.268,23 €	25.161,29 €	- €	- €	3.950,15 €	674	25.161,29 €	1.377,83 €	317.215,63 €	39.218,70 €	301.935,53 €	- €	- €	47401,7884	8.089,73 €	301935,5312	16534	
3	34.911,07 €	5.032,14 €	22.305,82 €	- €	- €	2.419,43 €	779	22.305,82 €	1.283,67 €	418.932,80 €	60.385,67 €	267.669,84 €	- €	- €	29033,17006	9347,081957	267669,8399	15404	
4	32.486,41 €	4.457,50 €	20.964,99 €	- €	- €	2.311,92 €	709	20.964,99 €	1.194,50 €	389.836,96 €	53.489,96 €	251.579,84 €	- €	- €	27742,98032	8512,195785	251579,8397	14334	
5	28.741,01 €	3.569,84 €	18.893,78 €	- €	- €	2.160,37 €	593	18.893,78 €	1.057,00 €	344.892,17 €	42.838,04 €	226.725,37 €	- €	- €	25924,38173	7117,907754	226725,3679	12684	
6	21.999,29 €	1.972,05 €	15.165,61 €	- €	- €	2.034,47 €	296	15.165,61 €	809,00 €	241.992,24 €	21.692,54 €	166.821,71 €	- €	- €	22379,16194	3254,673713	166821,7088	8899	
7																			
T	60									1.726.116,69 €	218.502,65 €	1.224.077,82 €	- €	- €	154507,899	36498,71622	1224077,816	68342	
INTRODUCTION PHASE																			
STRT Y	1	STRT M	11	END Y	2	END M	1	TOTAL M	2	BREAK P	0	STRT M TOT	0	END M	2				
CARS:	4	ACCONT:	7	LENGTH:	1,25	FEE PER CAR:	400 €	FEE PER ACC:	60 €	RETURN %:	30,0%	BASE AMOUNT:	2 €	CHARGE PER MINUTE:	1,58 €				
DAY	TYPE	<7MINS (AVG:5)	7-12 (AVG 10)	12-16 (AVG 14)	16-22(AVG 19)	>22 (AVG 25)	PROFIT PER DAY	PROFIT TOTAL	users	minutes used	max minutes possible	C	A						
MTWT---	4	1	2	2	2	2	244,81 €	979,24 €	9	144	870	2	3						
----F--	1	1	3	4	4	3	435,22 €	435,22 €	16	255	870	2	3						
-----SS	2	2	6	8	7	6	816,03 €	1.632,06 €	30	479	870	2	3						
VAT		ITALY	21 MONTHS	2	KW COST		0,2161 €	TOTAL SUM PER WEEK		3.046,51 €	112	EARN FROM CARS	2.642,33 €						
					CAR MNTN		- €	TOTAL SUM PER MONTH		13.246,89 €	487	EARN FROM ACCO	404,18 €						
					CAR WRK		- €	TOTAL SUM PERIOD 1		26.493,77 €	974	TOTAL FROM CAR	22.978,87 €						
					TOTAL WRK		- €	EARNINGS PER CAR		5.744,72 €		TOTAL FROM ACCO	3.514,90 €						
								EARNINGS PER ACCUMULATOR CONTAINER		502,13 €									
								TOTAL INCOME AFTER TAXES		20.930,08 €		TRACK INCOME AFTER TAX	2.239,02 €						
								TOTAL INCOME PER CAR AFTER TAXES		5.629,82 €		TRACK INCOME PER MONTH	1.119,51 €						
								TOTAL INCOME PER ACCUMULATOR CONTAINER AFTER TAXES		492,09 €		TRACK INCOME PER CAR	559,76 €						
								POSSIBLE INCOME FROM ADVERTISEMENTS		48,70 €		-/- PER CAR/MONTH	279,88 €						
								INCOME AFTER TRACK PAYMENT AND TAX		18.691,06 €		ELECTRICITY COSTS	483,57 €						
								INCOME AFTER TRACK PAYMENT AND TAX PER MONTH		9.345,53 €		MAINTENANCE COST	- €						
								INCOME AFTER TRACK PAYMENT AND TAX PER CAR+ACCU		4.672,76 €		WORKER COST	- €						
								INCOME AFTER TRACK PAYMENT AND TAX PER CAR/MONTH		2.336,38 €		TOTAL COSTS	483,57 €						
								INCOME AFTER TRACK & INVESTOR PAYMENT AND TAX		18.691,06 €		TRACK PROFIT	1.755,46 €						
								INCOME AFTER TRACK PAYMENT AND TAX PER MONTH		9.345,53 €		TRACK PROFIT PER MONTH	877,73 €						
								INCOME AFTER TRACK PAYMENT AND TAX PER CAR		4.052,83 €		TRACK PR PER MONTH/CAR	219,43 €						
								INCOME AFTER TRACK PAYMENT AND TAX PER ACCUMULATOR CONTAINER		354,25 €									
								INCOME PER CAR PER MONTH		2.026,42 €		CAR DEPRECIATION MONTH	15						
								INCOME PER ACCU PER MONTH		177,12 €		ACC DEPRECIATION MONTH	41						

GROWTH PHASE 1																																																																																																																															
STRT Y	2	STRT M	1	END Y	2	END M	3	TOTAL M	2	BREAK P	0	STRT M TOT	2	END M	4																																																																																																																
CARS:	4	ACCONT:	7	LENGTH:	1,25	FEE PER CAR:	400 €	FEE PER ACC:	60 €	RETURN %:	30,0%	BASE AMOUNT:	2 €	CHARGE PER MINUTE:	1,58 €																																																																																																																
DAY	TYPE	AVLBL DT	<7MINS (AVG:5)	7-12 (AVG 10)	12-16 (AVG 14)	16-22(AVG 19)	>22 (AVG 25)	PROFIT PER DAY	PROFIT TOTAL	users	minutes used	ax minutes possib	C	A																																																																																																																	
MTWT---	4	1	3	4	4	3	4	408,02 €	1.632,06 €	15	239	870	2	3																																																																																																																	
----F--	1	2	6	7	7	6	6	734,43 €	734,43 €	27	431	870	2	3																																																																																																																	
-----SS	2	4	9	11	11	9	9	1.196,84 €	2.393,69 €	44	702	870	2	3																																																																																																																	
<table border="1"> <tr> <td colspan="2">KW COST</td><td>0,2161 €</td> </tr> <tr> <td colspan="2">CAR MNTN</td><td>- €</td> </tr> <tr> <td colspan="2">CAR WORK</td><td>- €</td> </tr> <tr> <td colspan="2">TOTAL WRK</td><td>- €</td> </tr> </table>														KW COST		0,2161 €	CAR MNTN		- €	CAR WORK		- €	TOTAL WRK		- €																																																																																																						
KW COST		0,2161 €																																																																																																																													
CAR MNTN		- €																																																																																																																													
CAR WORK		- €																																																																																																																													
TOTAL WRK		- €																																																																																																																													
<table border="1"> <tr> <td colspan="2">TOTAL SUM PER WEEK</td><td>4.760,18 €</td><td>175</td><td>EARN FROM CARS</td><td>3.473,88 €</td> </tr> <tr> <td colspan="2">TOTAL SUM PER MONTH</td><td>20.698,26 €</td><td>761</td><td>EARN FROM ACCO</td><td>1.286,29 €</td> </tr> <tr> <td colspan="2">TOTAL SUM PERIOD 1</td><td>41.396,52 €</td><td>1522</td><td>TOTAL FROM CAR</td><td>30.210,38 €</td> </tr> <tr> <td colspan="2">EARNINGS PER CAR</td><td>7.552,59 €</td><td></td><td>TOTAL FROM ACCO</td><td>11.186,14 €</td> </tr> <tr> <td colspan="2">EARNINGS PER ACCUMULATOR CONTAINER</td><td>1.598,02 €</td><td></td><td></td><td></td> </tr> <tr> <td colspan="2">TOTAL INCOME AFTER TAXES</td><td>32.703,25 €</td><td></td><td>TRACK INCOME AFTER TAX</td><td>5.770,98 €</td> </tr> <tr> <td colspan="2">TOTAL INCOME PER CAR AFTER TAXES</td><td>7.401,54 €</td><td></td><td>TRACK INCOME PER MONTH</td><td>2.885,49 €</td> </tr> <tr> <td colspan="2">TOTAL INCOME PER ACCUMULATOR CONTAINER AFTER TAXES</td><td>1.566,06 €</td><td></td><td>TRACK INCOME PER CAR</td><td>1.442,74 €</td> </tr> <tr> <td colspan="2">POSSIBLE INCOME FROM ADVERTISEMENTS</td><td>76,10 €</td><td></td><td>-/- PER CAR/MONTH</td><td>721,37 €</td> </tr> <tr> <td colspan="2">INCOME AFTER TRACK PAYMENT AND TAX</td><td>26.932,28 €</td><td></td><td>ELECTRICITY COSTS</td><td>483,57 €</td> </tr> <tr> <td colspan="2">INCOME AFTER TRACK PAYMENT AND TAX PER MONTH</td><td>13.466,14 €</td><td></td><td>MAINTENANCE COST</td><td>- €</td> </tr> <tr> <td colspan="2">INCOME AFTER TRACK PAYMENT AND TAX PER CAR+ACCU</td><td>6.733,07 €</td><td></td><td>WORKER COST</td><td>- €</td> </tr> <tr> <td colspan="2">INCOME AFTER TRACK PAYMENT AND TAX PER CAR/MONTH</td><td>3.366,53 €</td><td></td><td>TOTAL COSTS</td><td>483,57 €</td> </tr> <tr> <td colspan="2">INCOME AFTER TRACK & INVESTOR PAYMENT AND TAX</td><td>26.932,28 €</td><td></td><td>TRACK PROFIT</td><td>5.287,41 €</td> </tr> <tr> <td colspan="2">INCOME AFTER TRACK PAYMENT AND TAX PER MONTH</td><td>13.466,14 €</td><td></td><td>TRACK PROFIT PER MONTH</td><td>2.643,70 €</td> </tr> <tr> <td colspan="2">INCOME AFTER TRACK PAYMENT AND TAX PER CAR</td><td>4.913,66 €</td><td></td><td>TRACK PR PER MONTH/CAR</td><td>660,93 €</td> </tr> <tr> <td colspan="2">INCOME AFTER TRACK PAYMENT AND TAX PER ACCUMULATOR CONTAINER</td><td>1.039,66 €</td><td></td><td></td><td></td> </tr> <tr> <td colspan="2">INCOME PER CAR PER MONTH</td><td>2.456,83 €</td><td></td><td>CAR DEPRECIATION MONTH</td><td>13</td> </tr> <tr> <td colspan="2">INCOME PER ACCU PER MONTH</td><td>519,83 €</td><td></td><td>ACC DEPRECIATION MONTH</td><td>14</td> </tr> </table>														TOTAL SUM PER WEEK		4.760,18 €	175	EARN FROM CARS	3.473,88 €	TOTAL SUM PER MONTH		20.698,26 €	761	EARN FROM ACCO	1.286,29 €	TOTAL SUM PERIOD 1		41.396,52 €	1522	TOTAL FROM CAR	30.210,38 €	EARNINGS PER CAR		7.552,59 €		TOTAL FROM ACCO	11.186,14 €	EARNINGS PER ACCUMULATOR CONTAINER		1.598,02 €				TOTAL INCOME AFTER TAXES		32.703,25 €		TRACK INCOME AFTER TAX	5.770,98 €	TOTAL INCOME PER CAR AFTER TAXES		7.401,54 €		TRACK INCOME PER MONTH	2.885,49 €	TOTAL INCOME PER ACCUMULATOR CONTAINER AFTER TAXES		1.566,06 €		TRACK INCOME PER CAR	1.442,74 €	POSSIBLE INCOME FROM ADVERTISEMENTS		76,10 €		-/- PER CAR/MONTH	721,37 €	INCOME AFTER TRACK PAYMENT AND TAX		26.932,28 €		ELECTRICITY COSTS	483,57 €	INCOME AFTER TRACK PAYMENT AND TAX PER MONTH		13.466,14 €		MAINTENANCE COST	- €	INCOME AFTER TRACK PAYMENT AND TAX PER CAR+ACCU		6.733,07 €		WORKER COST	- €	INCOME AFTER TRACK PAYMENT AND TAX PER CAR/MONTH		3.366,53 €		TOTAL COSTS	483,57 €	INCOME AFTER TRACK & INVESTOR PAYMENT AND TAX		26.932,28 €		TRACK PROFIT	5.287,41 €	INCOME AFTER TRACK PAYMENT AND TAX PER MONTH		13.466,14 €		TRACK PROFIT PER MONTH	2.643,70 €	INCOME AFTER TRACK PAYMENT AND TAX PER CAR		4.913,66 €		TRACK PR PER MONTH/CAR	660,93 €	INCOME AFTER TRACK PAYMENT AND TAX PER ACCUMULATOR CONTAINER		1.039,66 €				INCOME PER CAR PER MONTH		2.456,83 €		CAR DEPRECIATION MONTH	13	INCOME PER ACCU PER MONTH		519,83 €		ACC DEPRECIATION MONTH	14
TOTAL SUM PER WEEK		4.760,18 €	175	EARN FROM CARS	3.473,88 €																																																																																																																										
TOTAL SUM PER MONTH		20.698,26 €	761	EARN FROM ACCO	1.286,29 €																																																																																																																										
TOTAL SUM PERIOD 1		41.396,52 €	1522	TOTAL FROM CAR	30.210,38 €																																																																																																																										
EARNINGS PER CAR		7.552,59 €		TOTAL FROM ACCO	11.186,14 €																																																																																																																										
EARNINGS PER ACCUMULATOR CONTAINER		1.598,02 €																																																																																																																													
TOTAL INCOME AFTER TAXES		32.703,25 €		TRACK INCOME AFTER TAX	5.770,98 €																																																																																																																										
TOTAL INCOME PER CAR AFTER TAXES		7.401,54 €		TRACK INCOME PER MONTH	2.885,49 €																																																																																																																										
TOTAL INCOME PER ACCUMULATOR CONTAINER AFTER TAXES		1.566,06 €		TRACK INCOME PER CAR	1.442,74 €																																																																																																																										
POSSIBLE INCOME FROM ADVERTISEMENTS		76,10 €		-/- PER CAR/MONTH	721,37 €																																																																																																																										
INCOME AFTER TRACK PAYMENT AND TAX		26.932,28 €		ELECTRICITY COSTS	483,57 €																																																																																																																										
INCOME AFTER TRACK PAYMENT AND TAX PER MONTH		13.466,14 €		MAINTENANCE COST	- €																																																																																																																										
INCOME AFTER TRACK PAYMENT AND TAX PER CAR+ACCU		6.733,07 €		WORKER COST	- €																																																																																																																										
INCOME AFTER TRACK PAYMENT AND TAX PER CAR/MONTH		3.366,53 €		TOTAL COSTS	483,57 €																																																																																																																										
INCOME AFTER TRACK & INVESTOR PAYMENT AND TAX		26.932,28 €		TRACK PROFIT	5.287,41 €																																																																																																																										
INCOME AFTER TRACK PAYMENT AND TAX PER MONTH		13.466,14 €		TRACK PROFIT PER MONTH	2.643,70 €																																																																																																																										
INCOME AFTER TRACK PAYMENT AND TAX PER CAR		4.913,66 €		TRACK PR PER MONTH/CAR	660,93 €																																																																																																																										
INCOME AFTER TRACK PAYMENT AND TAX PER ACCUMULATOR CONTAINER		1.039,66 €																																																																																																																													
INCOME PER CAR PER MONTH		2.456,83 €		CAR DEPRECIATION MONTH	13																																																																																																																										
INCOME PER ACCU PER MONTH		519,83 €		ACC DEPRECIATION MONTH	14																																																																																																																										
<table border="1"> <tr> <td colspan="4">INVESTORS INCOME PER CAR</td> </tr> <tr> <td colspan="2">COST OF 1 CAR</td><td>30.000,00 €</td> </tr> <tr> <td colspan="2">COST OF 1 ACCUMULATOR CONTAINER</td><td>7.250,00 €</td> </tr> <tr> <td>TO</td><td>TC</td><td>TT</td> </tr> <tr> <td>MTWT---</td><td>9</td><td>19</td><td>10</td> </tr> <tr> <td>----F--</td><td>9</td><td>19</td><td>10</td> </tr> <tr> <td>-----SS</td><td>9</td><td>19</td><td>10</td> </tr> </table>														INVESTORS INCOME PER CAR				COST OF 1 CAR		30.000,00 €	COST OF 1 ACCUMULATOR CONTAINER		7.250,00 €	TO	TC	TT	MTWT---	9	19	10	----F--	9	19	10	-----SS	9	19	10																																																																																									
INVESTORS INCOME PER CAR																																																																																																																															
COST OF 1 CAR		30.000,00 €																																																																																																																													
COST OF 1 ACCUMULATOR CONTAINER		7.250,00 €																																																																																																																													
TO	TC	TT																																																																																																																													
MTWT---	9	19	10																																																																																																																												
----F--	9	19	10																																																																																																																												
-----SS	9	19	10																																																																																																																												

GROWTH PHASE 2																																																																																																																															
STRT Y	2	STRT M	3	END Y	2	END M	10	TOTAL M	7	BREAK P	0	STRT M TOT	4	END M	11																																																																																																																
CARS:	6	ACCONT:	10	LENGTH:	1,25	FEE PER CAR:	400 €	FEE PER ACC:	60 €	RETURN %:	30,0%	BASE AMOUNT:	2 €	CHARGE PER MINUTE:	1,58 €																																																																																																																
DAY	TYPE	AVLBL DT	<7MINS (AVG:5)	7-12 (AVG 10)	12-16 (AVG 14)	16-22(AVG 19)	>22 (AVG 25)	PROFIT PER DAY	PROFIT TOTAL	users	minutes used	ax minutes possib	C	A																																																																																																																	
MTWT---	4	1	4	4	5	4	4	489,62 €	1.958,47 €	18	287	1260	2	3																																																																																																																	
----F--	1	2	6	7	7	6	6	761,63 €	761,63 €	28	447	1260	2	3																																																																																																																	
-----SS	2	5	14	17	17	16	14	1.795,27 €	3.590,53 €	66	1053	1260	2	3																																																																																																																	
<table border="1"> <tr> <td colspan="2">KW COST</td><td>0,2161 €</td> </tr> <tr> <td colspan="2">CAR MNTN</td><td>- €</td> </tr> <tr> <td colspan="2">CAR WORK</td><td>- €</td> </tr> <tr> <td colspan="2">TOTAL WRK</td><td>- €</td> </tr> </table>														KW COST		0,2161 €	CAR MNTN		- €	CAR WORK		- €	TOTAL WRK		- €																																																																																																						
KW COST		0,2161 €																																																																																																																													
CAR MNTN		- €																																																																																																																													
CAR WORK		- €																																																																																																																													
TOTAL WRK		- €																																																																																																																													
<table border="1"> <tr> <td colspan="2">TOTAL SUM PER WEEK</td><td>6.310,63 €</td><td>232</td><td>EARN FROM CARS</td><td>4.561,92 €</td> </tr> <tr> <td colspan="2">TOTAL SUM PER MONTH</td><td>27.439,98 €</td><td>1009</td><td>EARN FROM ACCO</td><td>1.748,71 €</td> </tr> <tr> <td colspan="2">TOTAL SUM PERIOD 1</td><td>192.079,86 €</td><td>7063</td><td>TOTAL FROM CAR</td><td>138.853,54 €</td> </tr> <tr> <td colspan="2">EARNINGS PER CAR</td><td>23.142,26 €</td><td></td><td>TOTAL FROM ACCO</td><td>53.226,32 €</td> </tr> <tr> <td colspan="2">EARNINGS PER ACCUMULATOR CONTAINER</td><td>5.322,63 €</td><td></td><td></td><td></td> </tr> <tr> <td colspan="2">TOTAL INCOME AFTER TAXES</td><td>151.743,09 €</td><td></td><td>TRACK INCOME AFTER TAX</td><td>24.522,93 €</td> </tr> <tr> <td colspan="2">TOTAL INCOME PER CAR AFTER TAXES</td><td>21.522,30 €</td><td></td><td>TRACK INCOME PER MONTH</td><td>3.503,28 €</td> </tr> <tr> <td colspan="2">TOTAL INCOME PER ACCUMULATOR CONTAINER AFTER TAXES</td><td>4.950,05 €</td><td></td><td>TRACK INCOME PER CAR</td><td>4.087,15 €</td> </tr> <tr> <td colspan="2">POSSIBLE INCOME FROM ADVERTISEMENTS</td><td>353,15 €</td><td></td><td>-/- PER CAR/MONTH</td><td>583,88 €</td> </tr> <tr> <td colspan="2">INCOME AFTER TRACK PAYMENT AND TAX</td><td>127.220,16 €</td><td></td><td>ELECTRICITY COSTS</td><td>1.692,48 €</td> </tr> <tr> <td colspan="2">INCOME AFTER TRACK PAYMENT AND TAX PER MONTH</td><td>18.174,31 €</td><td></td><td>MAINTENANCE COST</td><td>- €</td> </tr> <tr> <td colspan="2">INCOME AFTER TRACK PAYMENT AND TAX PER CAR+ACCU</td><td>21.203,36 €</td><td></td><td>WORKER COST</td><td>- €</td> </tr> <tr> <td colspan="2">INCOME AFTER TRACK PAYMENT AND TAX PER CAR/MONTH</td><td>3.029,05 €</td><td></td><td>TOTAL COSTS</td><td>1.692,48 €</td> </tr> <tr> <td colspan="2">INCOME AFTER TRACK & INVESTOR PAYMENT AND TAX</td><td>127.220,16 €</td><td></td><td>TRACK PROFIT</td><td>22.830,44 €</td> </tr> <tr> <td colspan="2">INCOME AFTER TRACK PAYMENT AND TAX PER MONTH</td><td>18.174,31 €</td><td></td><td>TRACK PROFIT PER MONTH</td><td>3.261,49 €</td> </tr> <tr> <td colspan="2">INCOME AFTER TRACK PAYMENT AND TAX PER CAR</td><td>15.327,80 €</td><td></td><td>TRACK PR PER MONTH/CAR</td><td>543,58 €</td> </tr> <tr> <td colspan="2">INCOME AFTER TRACK PAYMENT AND TAX PER ACCUMULATOR CONTAINER</td><td>3.525,34 €</td><td></td><td></td><td></td> </tr> <tr> <td colspan="2">INCOME PER CAR PER MONTH</td><td>2.189,69 €</td><td></td><td>CAR DEPRECIATION MONTH</td><td>14</td> </tr> <tr> <td colspan="2">INCOME PER ACCU PER MONTH</td><td>503,62 €</td><td></td><td>ACC DEPRECIATION MONTH</td><td>15</td> </tr> </table>														TOTAL SUM PER WEEK		6.310,63 €	232	EARN FROM CARS	4.561,92 €	TOTAL SUM PER MONTH		27.439,98 €	1009	EARN FROM ACCO	1.748,71 €	TOTAL SUM PERIOD 1		192.079,86 €	7063	TOTAL FROM CAR	138.853,54 €	EARNINGS PER CAR		23.142,26 €		TOTAL FROM ACCO	53.226,32 €	EARNINGS PER ACCUMULATOR CONTAINER		5.322,63 €				TOTAL INCOME AFTER TAXES		151.743,09 €		TRACK INCOME AFTER TAX	24.522,93 €	TOTAL INCOME PER CAR AFTER TAXES		21.522,30 €		TRACK INCOME PER MONTH	3.503,28 €	TOTAL INCOME PER ACCUMULATOR CONTAINER AFTER TAXES		4.950,05 €		TRACK INCOME PER CAR	4.087,15 €	POSSIBLE INCOME FROM ADVERTISEMENTS		353,15 €		-/- PER CAR/MONTH	583,88 €	INCOME AFTER TRACK PAYMENT AND TAX		127.220,16 €		ELECTRICITY COSTS	1.692,48 €	INCOME AFTER TRACK PAYMENT AND TAX PER MONTH		18.174,31 €		MAINTENANCE COST	- €	INCOME AFTER TRACK PAYMENT AND TAX PER CAR+ACCU		21.203,36 €		WORKER COST	- €	INCOME AFTER TRACK PAYMENT AND TAX PER CAR/MONTH		3.029,05 €		TOTAL COSTS	1.692,48 €	INCOME AFTER TRACK & INVESTOR PAYMENT AND TAX		127.220,16 €		TRACK PROFIT	22.830,44 €	INCOME AFTER TRACK PAYMENT AND TAX PER MONTH		18.174,31 €		TRACK PROFIT PER MONTH	3.261,49 €	INCOME AFTER TRACK PAYMENT AND TAX PER CAR		15.327,80 €		TRACK PR PER MONTH/CAR	543,58 €	INCOME AFTER TRACK PAYMENT AND TAX PER ACCUMULATOR CONTAINER		3.525,34 €				INCOME PER CAR PER MONTH		2.189,69 €		CAR DEPRECIATION MONTH	14	INCOME PER ACCU PER MONTH		503,62 €		ACC DEPRECIATION MONTH	15
TOTAL SUM PER WEEK		6.310,63 €	232	EARN FROM CARS	4.561,92 €																																																																																																																										
TOTAL SUM PER MONTH		27.439,98 €	1009	EARN FROM ACCO	1.748,71 €																																																																																																																										
TOTAL SUM PERIOD 1		192.079,86 €	7063	TOTAL FROM CAR	138.853,54 €																																																																																																																										
EARNINGS PER CAR		23.142,26 €		TOTAL FROM ACCO	53.226,32 €																																																																																																																										
EARNINGS PER ACCUMULATOR CONTAINER		5.322,63 €																																																																																																																													
TOTAL INCOME AFTER TAXES		151.743,09 €		TRACK INCOME AFTER TAX	24.522,93 €																																																																																																																										
TOTAL INCOME PER CAR AFTER TAXES		21.522,30 €		TRACK INCOME PER MONTH	3.503,28 €																																																																																																																										
TOTAL INCOME PER ACCUMULATOR CONTAINER AFTER TAXES		4.950,05 €		TRACK INCOME PER CAR	4.087,15 €																																																																																																																										
POSSIBLE INCOME FROM ADVERTISEMENTS		353,15 €		-/- PER CAR/MONTH	583,88 €																																																																																																																										
INCOME AFTER TRACK PAYMENT AND TAX		127.220,16 €		ELECTRICITY COSTS	1.692,48 €																																																																																																																										
INCOME AFTER TRACK PAYMENT AND TAX PER MONTH		18.174,31 €		MAINTENANCE COST	- €																																																																																																																										
INCOME AFTER TRACK PAYMENT AND TAX PER CAR+ACCU		21.203,36 €		WORKER COST	- €																																																																																																																										
INCOME AFTER TRACK PAYMENT AND TAX PER CAR/MONTH		3.029,05 €		TOTAL COSTS	1.692,48 €																																																																																																																										
INCOME AFTER TRACK & INVESTOR PAYMENT AND TAX		127.220,16 €		TRACK PROFIT	22.830,44 €																																																																																																																										
INCOME AFTER TRACK PAYMENT AND TAX PER MONTH		18.174,31 €		TRACK PROFIT PER MONTH	3.261,49 €																																																																																																																										
INCOME AFTER TRACK PAYMENT AND TAX PER CAR		15.327,80 €		TRACK PR PER MONTH/CAR	543,58 €																																																																																																																										
INCOME AFTER TRACK PAYMENT AND TAX PER ACCUMULATOR CONTAINER		3.525,34 €																																																																																																																													
INCOME PER CAR PER MONTH		2.189,69 €		CAR DEPRECIATION MONTH	14																																																																																																																										
INCOME PER ACCU PER MONTH		503,62 €		ACC DEPRECIATION MONTH	15																																																																																																																										
<table border="1"> <tr> <td colspan="4">INVESTORS INCOME PER CAR</td> </tr> <tr> <td colspan="2">COST OF 1 CAR</td><td>30.000,00 €</td> </tr> <tr> <td colspan="2">COST OF 1 ACCUMULATOR CONTAINER</td><td>7.250,00 €</td> </tr> <tr> <td>TO</td><td>TC</td><td>TT</td> </tr> <tr> <td>MTWT---</td><td>9</td><td>19</td><td>10</td> </tr> <tr> <td>----F--</td><td>9</td><td>19</td><td>10</td> </tr> <tr> <td>-----SS</td><td>9</td><td>19</td><td>10</td> </tr> </table>														INVESTORS INCOME PER CAR				COST OF 1 CAR		30.000,00 €	COST OF 1 ACCUMULATOR CONTAINER		7.250,00 €	TO	TC	TT	MTWT---	9	19	10	----F--	9	19	10	-----SS	9	19	10																																																																																									
INVESTORS INCOME PER CAR																																																																																																																															
COST OF 1 CAR		30.000,00 €																																																																																																																													
COST OF 1 ACCUMULATOR CONTAINER		7.250,00 €																																																																																																																													
TO	TC	TT																																																																																																																													
MTWT---	9	19	10																																																																																																																												
----F--	9	19	10																																																																																																																												
-----SS	9	19	10																																																																																																																												

Maturity 1																																																																																																																															
STRT Y	2	STRT M	10	END Y	3	END M	10	TOTAL M	12	BREAK P	1	STRT M TOT	11	END M	23																																																																																																																
CARS:	6	ACCONT:	10	LENGTH:	1,25	FEE PER CAR:	400 €	FEE PER ACC:	60 €	RETURN %:	30,0%	BASE AMOUNT:	2 €	CHARGE PER MINUTE:	1,58 €																																																																																																																
DAY	TYPE	AVLBL DT	<7MINS (AVG:5)	7-12 (AVG 10)	12-16 (AVG 14)	16-22(AVG 19)	>22 (AVG 25)	PROFIT PER DAY	PROFIT TOTAL	users	minutes used	ax minutes possib	C	A																																																																																																																	
MTWT---	4	2	5	14	19	25	625,62 €	2.502,49 €	23	367	1260	2	3																																																																																																																		
----F--	1	3	8	10	9	8	1.033,64 €	1.033,64 €	38	606	1260	2	3																																																																																																																		
-----SS	2	7	18	22	20	18	2.284,88 €	4.569,77 €	84	1340	1260	2	3																																																																																																																		
<table border="1"> <tr> <td colspan="2">KW COST</td><td>0,2161 €</td> </tr> <tr> <td colspan="2">CAR MNTN</td><td>- €</td> </tr> <tr> <td colspan="2">CAR WORK</td><td>- €</td> </tr> <tr> <td colspan="2">TOTAL WRK</td><td>- €</td> </tr> </table>														KW COST		0,2161 €	CAR MNTN		- €	CAR WORK		- €	TOTAL WRK		- €																																																																																																						
KW COST		0,2161 €																																																																																																																													
CAR MNTN		- €																																																																																																																													
CAR WORK		- €																																																																																																																													
TOTAL WRK		- €																																																																																																																													
<table border="1"> <tr> <td colspan="2">TOTAL SUM PER WEEK</td><td>8.105,90 €</td><td>298</td><td>EARN FROM CARS</td><td>5.265,23 €</td> </tr> <tr> <td colspan="2">TOTAL SUM PER MONTH</td><td>35.246,18 €</td><td>1296</td><td>EARN FROM ACCO</td><td>2.840,67 €</td> </tr> <tr> <td colspan="2">TOTAL SUM PERIOD 1</td><td>422.954,18 €</td><td>15552</td><td>TOTAL FROM CAR</td><td>274.732,01 €</td> </tr> <tr> <td colspan="2">EARNINGS PER CAR</td><td>45.788,67 €</td><td></td><td>TOTAL FROM ACCO</td><td>148.222,17 €</td> </tr> <tr> <td colspan="2">EARNINGS PER ACCUMULATOR CONTAINER</td><td>14.822,22 €</td><td></td><td></td><td></td> </tr> <tr> <td colspan="2">TOTAL INCOME AFTER TAXES</td><td>334.133,80 €</td><td></td><td>TRACK INCOME AFTER TAX</td><td>64.240,14 €</td> </tr> <tr> <td colspan="2">TOTAL INCOME PER CAR AFTER TAXES</td><td>40.294,03 €</td><td></td><td>TRACK INCOME PER MONTH</td><td>5.353,35 €</td> </tr> <tr> <td colspan="2">TOTAL INCOME PER ACCUMULATOR CONTAINER AFTER TAXES</td><td>13.043,55 €</td><td></td><td>TRACK INCOME PER CAR</td><td>10.706,69 €</td> </tr> <tr> <td colspan="2">POSSIBLE INCOME FROM ADVERTISEMENTS</td><td>777,60 €</td><td></td><td>-/- PER CAR/MONTH</td><td>892,22 €</td> </tr> <tr> <td colspan="2">INCOME AFTER TRACK PAYMENT AND TAX</td><td>269.893,66 €</td><td></td><td>ELECTRICITY COSTS</td><td>2.901,40 €</td> </tr> <tr> <td colspan="2">INCOME AFTER TRACK PAYMENT AND TAX PER MONTH</td><td>22.491,14 €</td><td></td><td>MAINTENANCE COST</td><td>- €</td> </tr> <tr> <td colspan="2">INCOME AFTER TRACK PAYMENT AND TAX PER CAR+ACCU</td><td>44.982,28 €</td><td></td><td>WORKER COST</td><td>- €</td> </tr> <tr> <td colspan="2">INCOME AFTER TRACK PAYMENT AND TAX PER CAR/MONTH</td><td>3.748,52 €</td><td></td><td>TOTAL COSTS</td><td>2.901,40 €</td> </tr> <tr> <td colspan="2">INCOME AFTER TRACK & INVESTOR PAYMENT AND TAX</td><td>269.893,66 €</td><td></td><td>TRACK PROFIT</td><td>61.338,74 €</td> </tr> <tr> <td colspan="2">INCOME AFTER TRACK PAYMENT AND TAX PER MONTH</td><td>22.491,14 €</td><td></td><td>TRACK PROFIT PER MONTH</td><td>5.111,56 €</td> </tr> <tr> <td colspan="2">INCOME AFTER TRACK PAYMENT AND TAX PER CAR</td><td>29.218,46 €</td><td></td><td>TRACK PR PER MONTH/CAR</td><td>851,93 €</td> </tr> <tr> <td colspan="2">INCOME AFTER TRACK PAYMENT AND TAX PER ACCUMULATOR CONTAINER</td><td>9.458,29 €</td><td></td><td></td><td></td> </tr> <tr> <td colspan="2">INCOME PER CAR PER MONTH</td><td>2.434,87 €</td><td></td><td>CAR DEPRECIATION MONTH</td><td>13</td> </tr> <tr> <td colspan="2">INCOME PER ACCU PER MONTH</td><td>788,19 €</td><td></td><td>ACC DEPRECIATION MONTH</td><td>10</td> </tr> </table>														TOTAL SUM PER WEEK		8.105,90 €	298	EARN FROM CARS	5.265,23 €	TOTAL SUM PER MONTH		35.246,18 €	1296	EARN FROM ACCO	2.840,67 €	TOTAL SUM PERIOD 1		422.954,18 €	15552	TOTAL FROM CAR	274.732,01 €	EARNINGS PER CAR		45.788,67 €		TOTAL FROM ACCO	148.222,17 €	EARNINGS PER ACCUMULATOR CONTAINER		14.822,22 €				TOTAL INCOME AFTER TAXES		334.133,80 €		TRACK INCOME AFTER TAX	64.240,14 €	TOTAL INCOME PER CAR AFTER TAXES		40.294,03 €		TRACK INCOME PER MONTH	5.353,35 €	TOTAL INCOME PER ACCUMULATOR CONTAINER AFTER TAXES		13.043,55 €		TRACK INCOME PER CAR	10.706,69 €	POSSIBLE INCOME FROM ADVERTISEMENTS		777,60 €		-/- PER CAR/MONTH	892,22 €	INCOME AFTER TRACK PAYMENT AND TAX		269.893,66 €		ELECTRICITY COSTS	2.901,40 €	INCOME AFTER TRACK PAYMENT AND TAX PER MONTH		22.491,14 €		MAINTENANCE COST	- €	INCOME AFTER TRACK PAYMENT AND TAX PER CAR+ACCU		44.982,28 €		WORKER COST	- €	INCOME AFTER TRACK PAYMENT AND TAX PER CAR/MONTH		3.748,52 €		TOTAL COSTS	2.901,40 €	INCOME AFTER TRACK & INVESTOR PAYMENT AND TAX		269.893,66 €		TRACK PROFIT	61.338,74 €	INCOME AFTER TRACK PAYMENT AND TAX PER MONTH		22.491,14 €		TRACK PROFIT PER MONTH	5.111,56 €	INCOME AFTER TRACK PAYMENT AND TAX PER CAR		29.218,46 €		TRACK PR PER MONTH/CAR	851,93 €	INCOME AFTER TRACK PAYMENT AND TAX PER ACCUMULATOR CONTAINER		9.458,29 €				INCOME PER CAR PER MONTH		2.434,87 €		CAR DEPRECIATION MONTH	13	INCOME PER ACCU PER MONTH		788,19 €		ACC DEPRECIATION MONTH	10
TOTAL SUM PER WEEK		8.105,90 €	298	EARN FROM CARS	5.265,23 €																																																																																																																										
TOTAL SUM PER MONTH		35.246,18 €	1296	EARN FROM ACCO	2.840,67 €																																																																																																																										
TOTAL SUM PERIOD 1		422.954,18 €	15552	TOTAL FROM CAR	274.732,01 €																																																																																																																										
EARNINGS PER CAR		45.788,67 €		TOTAL FROM ACCO	148.222,17 €																																																																																																																										
EARNINGS PER ACCUMULATOR CONTAINER		14.822,22 €																																																																																																																													
TOTAL INCOME AFTER TAXES		334.133,80 €		TRACK INCOME AFTER TAX	64.240,14 €																																																																																																																										
TOTAL INCOME PER CAR AFTER TAXES		40.294,03 €		TRACK INCOME PER MONTH	5.353,35 €																																																																																																																										
TOTAL INCOME PER ACCUMULATOR CONTAINER AFTER TAXES		13.043,55 €		TRACK INCOME PER CAR	10.706,69 €																																																																																																																										
POSSIBLE INCOME FROM ADVERTISEMENTS		777,60 €		-/- PER CAR/MONTH	892,22 €																																																																																																																										
INCOME AFTER TRACK PAYMENT AND TAX		269.893,66 €		ELECTRICITY COSTS	2.901,40 €																																																																																																																										
INCOME AFTER TRACK PAYMENT AND TAX PER MONTH		22.491,14 €		MAINTENANCE COST	- €																																																																																																																										
INCOME AFTER TRACK PAYMENT AND TAX PER CAR+ACCU		44.982,28 €		WORKER COST	- €																																																																																																																										
INCOME AFTER TRACK PAYMENT AND TAX PER CAR/MONTH		3.748,52 €		TOTAL COSTS	2.901,40 €																																																																																																																										
INCOME AFTER TRACK & INVESTOR PAYMENT AND TAX		269.893,66 €		TRACK PROFIT	61.338,74 €																																																																																																																										
INCOME AFTER TRACK PAYMENT AND TAX PER MONTH		22.491,14 €		TRACK PROFIT PER MONTH	5.111,56 €																																																																																																																										
INCOME AFTER TRACK PAYMENT AND TAX PER CAR		29.218,46 €		TRACK PR PER MONTH/CAR	851,93 €																																																																																																																										
INCOME AFTER TRACK PAYMENT AND TAX PER ACCUMULATOR CONTAINER		9.458,29 €																																																																																																																													
INCOME PER CAR PER MONTH		2.434,87 €		CAR DEPRECIATION MONTH	13																																																																																																																										
INCOME PER ACCU PER MONTH		788,19 €		ACC DEPRECIATION MONTH	10																																																																																																																										
<table border="1"> <tr> <th colspan="4">INVESTORS INCOME PER CAR</th> </tr> <tr> <td colspan="2">COST OF 1 CAR</td><td>30.000,00 €</td><td></td> </tr> <tr> <td colspan="2">COST OF 1 ACCUMULATOR CONTAINER</td><td>7.250,00 €</td><td></td> </tr> <tr> <th>TO</th><th>TC</th><th>TT</th><th></th> </tr> <tr> <td>MTWT---</td><td>9</td><td>19</td><td>10</td> </tr> <tr> <td>----F--</td><td>9</td><td>19</td><td>10</td> </tr> <tr> <td>-----SS</td><td>9</td><td>19</td><td>10</td> </tr> </table>														INVESTORS INCOME PER CAR				COST OF 1 CAR		30.000,00 €		COST OF 1 ACCUMULATOR CONTAINER		7.250,00 €		TO	TC	TT		MTWT---	9	19	10	----F--	9	19	10	-----SS	9	19	10																																																																																						
INVESTORS INCOME PER CAR																																																																																																																															
COST OF 1 CAR		30.000,00 €																																																																																																																													
COST OF 1 ACCUMULATOR CONTAINER		7.250,00 €																																																																																																																													
TO	TC	TT																																																																																																																													
MTWT---	9	19	10																																																																																																																												
----F--	9	19	10																																																																																																																												
-----SS	9	19	10																																																																																																																												

Maturity 2																																																																																																																															
STRT Y	3	STRT M	10	END Y	4	END M	10	TOTAL M	12	BREAK P	1	STRT M TOT	23	END M	35																																																																																																																
CARS:	6	ACCONT:	10	LENGTH:	1,25	FEE PER CAR:	400 €	FEE PER ACC:	60 €	RETURN %:	30,0%	BASE AMOUNT:	2 €	CHARGE PER MINUTE:	1,58 €																																																																																																																
DAY	TYPE	AVLBL DT	<7MINS (AVG:5)	7-12 (AVG 10)	12-16 (AVG 14)	16-22(AVG 19)	>22 (AVG 25)	PROFIT PER DAY	PROFIT TOTAL	users	minutes used	ax minutes possib	C	A																																																																																																																	
MTWT---	4	2	5	14	19	25	571,22 €	2.284,88 €	21	335	1260	2	3																																																																																																																		
----F--	1	3	7	9	8	7	897,63 €	897,63 €	33	526	1260	2	3																																																																																																																		
-----SS	2	7	17	21	20	17	2.230,48 €	4.460,96 €	82	1308	1260	2	3																																																																																																																		
<table border="1"> <tr> <td colspan="2">KW COST</td><td>0,2161 €</td> </tr> <tr> <td colspan="2">CAR MNTN</td><td>- €</td> </tr> <tr> <td colspan="2">CAR WORK</td><td>- €</td> </tr> <tr> <td colspan="2">TOTAL WRK</td><td>- €</td> </tr> </table>														KW COST		0,2161 €	CAR MNTN		- €	CAR WORK		- €	TOTAL WRK		- €																																																																																																						
KW COST		0,2161 €																																																																																																																													
CAR MNTN		- €																																																																																																																													
CAR WORK		- €																																																																																																																													
TOTAL WRK		- €																																																																																																																													
<table border="1"> <tr> <td colspan="2">TOTAL SUM PER WEEK</td><td>7.643,48 €</td><td>281</td><td>EARN FROM CARS</td><td>5.024,34 €</td> </tr> <tr> <td colspan="2">TOTAL SUM PER MONTH</td><td>33.235,49 €</td><td>1222</td><td>EARN FROM ACCO</td><td>2.619,14 €</td> </tr> <tr> <td colspan="2">TOTAL SUM PERIOD 1</td><td>398.825,92 €</td><td>14664</td><td>TOTAL FROM CAR</td><td>262.162,89 €</td> </tr> <tr> <td colspan="2">EARNINGS PER CAR</td><td>43.693,82 €</td><td></td><td>TOTAL FROM ACCO</td><td>136.663,03 €</td> </tr> <tr> <td colspan="2">EARNINGS PER ACCUMULATOR CONTAINER</td><td>13.666,30 €</td><td></td><td></td><td></td> </tr> <tr> <td colspan="2">TOTAL INCOME AFTER TAXES</td><td>315.072,48 €</td><td></td><td>TRACK INCOME AFTER TAX</td><td>58.521,74 €</td> </tr> <tr> <td colspan="2">TOTAL INCOME PER CAR AFTER TAXES</td><td>38.450,56 €</td><td></td><td>TRACK INCOME PER MONTH</td><td>4.876,81 €</td> </tr> <tr> <td colspan="2">TOTAL INCOME PER ACCUMULATOR CONTAINER AFTER TAXES</td><td>12.026,35 €</td><td></td><td>TRACK INCOME PER CAR</td><td>9.753,62 €</td> </tr> <tr> <td colspan="2">POSSIBLE INCOME FROM ADVERTISEMENTS</td><td>733,20 €</td><td></td><td>-/- PER CAR/MONTH</td><td>812,80 €</td> </tr> <tr> <td colspan="2">INCOME AFTER TRACK PAYMENT AND TAX</td><td>256.550,73 €</td><td></td><td>ELECTRICITY COSTS</td><td>2.901,40 €</td> </tr> <tr> <td colspan="2">INCOME AFTER TRACK PAYMENT AND TAX PER MONTH</td><td>21.379,23 €</td><td></td><td>MAINTENANCE COST</td><td>- €</td> </tr> <tr> <td colspan="2">INCOME AFTER TRACK PAYMENT AND TAX PER CAR+ACCU</td><td>42.758,46 €</td><td></td><td>WORKER COST</td><td>- €</td> </tr> <tr> <td colspan="2">INCOME AFTER TRACK PAYMENT AND TAX PER CAR/MONTH</td><td>3.563,20 €</td><td></td><td>TOTAL COSTS</td><td>2.901,40 €</td> </tr> <tr> <td colspan="2">INCOME AFTER TRACK & INVESTOR PAYMENT AND TAX</td><td>256.550,73 €</td><td></td><td>TRACK PROFIT</td><td>55.620,34 €</td> </tr> <tr> <td colspan="2">INCOME AFTER TRACK PAYMENT AND TAX PER MONTH</td><td>21.379,23 €</td><td></td><td>TRACK PROFIT PER MONTH</td><td>4.635,03 €</td> </tr> <tr> <td colspan="2">INCOME AFTER TRACK PAYMENT AND TAX PER CAR</td><td>28.106,70 €</td><td></td><td>TRACK PR PER MONTH/CAR</td><td>772,50 €</td> </tr> <tr> <td colspan="2">INCOME AFTER TRACK PAYMENT AND TAX PER ACCUMULATOR CONTAINER</td><td>8.791,05 €</td><td></td><td></td><td></td> </tr> <tr> <td colspan="2">INCOME PER CAR PER MONTH</td><td>2.342,23 €</td><td></td><td>CAR DEPRECIATION MONTH</td><td>13</td> </tr> <tr> <td colspan="2">INCOME PER ACCU PER MONTH</td><td>732,59 €</td><td></td><td>ACC DEPRECIATION MONTH</td><td>10</td> </tr> </table>														TOTAL SUM PER WEEK		7.643,48 €	281	EARN FROM CARS	5.024,34 €	TOTAL SUM PER MONTH		33.235,49 €	1222	EARN FROM ACCO	2.619,14 €	TOTAL SUM PERIOD 1		398.825,92 €	14664	TOTAL FROM CAR	262.162,89 €	EARNINGS PER CAR		43.693,82 €		TOTAL FROM ACCO	136.663,03 €	EARNINGS PER ACCUMULATOR CONTAINER		13.666,30 €				TOTAL INCOME AFTER TAXES		315.072,48 €		TRACK INCOME AFTER TAX	58.521,74 €	TOTAL INCOME PER CAR AFTER TAXES		38.450,56 €		TRACK INCOME PER MONTH	4.876,81 €	TOTAL INCOME PER ACCUMULATOR CONTAINER AFTER TAXES		12.026,35 €		TRACK INCOME PER CAR	9.753,62 €	POSSIBLE INCOME FROM ADVERTISEMENTS		733,20 €		-/- PER CAR/MONTH	812,80 €	INCOME AFTER TRACK PAYMENT AND TAX		256.550,73 €		ELECTRICITY COSTS	2.901,40 €	INCOME AFTER TRACK PAYMENT AND TAX PER MONTH		21.379,23 €		MAINTENANCE COST	- €	INCOME AFTER TRACK PAYMENT AND TAX PER CAR+ACCU		42.758,46 €		WORKER COST	- €	INCOME AFTER TRACK PAYMENT AND TAX PER CAR/MONTH		3.563,20 €		TOTAL COSTS	2.901,40 €	INCOME AFTER TRACK & INVESTOR PAYMENT AND TAX		256.550,73 €		TRACK PROFIT	55.620,34 €	INCOME AFTER TRACK PAYMENT AND TAX PER MONTH		21.379,23 €		TRACK PROFIT PER MONTH	4.635,03 €	INCOME AFTER TRACK PAYMENT AND TAX PER CAR		28.106,70 €		TRACK PR PER MONTH/CAR	772,50 €	INCOME AFTER TRACK PAYMENT AND TAX PER ACCUMULATOR CONTAINER		8.791,05 €				INCOME PER CAR PER MONTH		2.342,23 €		CAR DEPRECIATION MONTH	13	INCOME PER ACCU PER MONTH		732,59 €		ACC DEPRECIATION MONTH	10
TOTAL SUM PER WEEK		7.643,48 €	281	EARN FROM CARS	5.024,34 €																																																																																																																										
TOTAL SUM PER MONTH		33.235,49 €	1222	EARN FROM ACCO	2.619,14 €																																																																																																																										
TOTAL SUM PERIOD 1		398.825,92 €	14664	TOTAL FROM CAR	262.162,89 €																																																																																																																										
EARNINGS PER CAR		43.693,82 €		TOTAL FROM ACCO	136.663,03 €																																																																																																																										
EARNINGS PER ACCUMULATOR CONTAINER		13.666,30 €																																																																																																																													
TOTAL INCOME AFTER TAXES		315.072,48 €		TRACK INCOME AFTER TAX	58.521,74 €																																																																																																																										
TOTAL INCOME PER CAR AFTER TAXES		38.450,56 €		TRACK INCOME PER MONTH	4.876,81 €																																																																																																																										
TOTAL INCOME PER ACCUMULATOR CONTAINER AFTER TAXES		12.026,35 €		TRACK INCOME PER CAR	9.753,62 €																																																																																																																										
POSSIBLE INCOME FROM ADVERTISEMENTS		733,20 €		-/- PER CAR/MONTH	812,80 €																																																																																																																										
INCOME AFTER TRACK PAYMENT AND TAX		256.550,73 €		ELECTRICITY COSTS	2.901,40 €																																																																																																																										
INCOME AFTER TRACK PAYMENT AND TAX PER MONTH		21.379,23 €		MAINTENANCE COST	- €																																																																																																																										
INCOME AFTER TRACK PAYMENT AND TAX PER CAR+ACCU		42.758,46 €		WORKER COST	- €																																																																																																																										
INCOME AFTER TRACK PAYMENT AND TAX PER CAR/MONTH		3.563,20 €		TOTAL COSTS	2.901,40 €																																																																																																																										
INCOME AFTER TRACK & INVESTOR PAYMENT AND TAX		256.550,73 €		TRACK PROFIT	55.620,34 €																																																																																																																										
INCOME AFTER TRACK PAYMENT AND TAX PER MONTH		21.379,23 €		TRACK PROFIT PER MONTH	4.635,03 €																																																																																																																										
INCOME AFTER TRACK PAYMENT AND TAX PER CAR		28.106,70 €		TRACK PR PER MONTH/CAR	772,50 €																																																																																																																										
INCOME AFTER TRACK PAYMENT AND TAX PER ACCUMULATOR CONTAINER		8.791,05 €																																																																																																																													
INCOME PER CAR PER MONTH		2.342,23 €		CAR DEPRECIATION MONTH	13																																																																																																																										
INCOME PER ACCU PER MONTH		732,59 €		ACC DEPRECIATION MONTH	10																																																																																																																										
<table border="1"> <tr> <th colspan="4">INVESTORS INCOME PER CAR</th> </tr> <tr> <td colspan="2">COST OF 1 CAR</td><td>30.000,00 €</td><td></td> </tr> <tr> <td colspan="2">COST OF 1 ACCUMULATOR CONTAINER</td><td>7.250,00 €</td><td></td> </tr> <tr> <th>TO</th><th>TC</th><th>TT</th><th></th> </tr> <tr> <td>MTWT---</td><td>9</td><td>19</td><td>10</td> </tr> <tr> <td>----F--</td><td>9</td><td>19</td><td>10</td> </tr> <tr> <td>-----SS</td><td>9</td><td>19</td><td>10</td> </tr> </table>														INVESTORS INCOME PER CAR				COST OF 1 CAR		30.000,00 €		COST OF 1 ACCUMULATOR CONTAINER		7.250,00 €		TO	TC	TT		MTWT---	9	19	10	----F--	9	19	10	-----SS	9	19	10																																																																																						
INVESTORS INCOME PER CAR																																																																																																																															
COST OF 1 CAR		30.000,00 €																																																																																																																													
COST OF 1 ACCUMULATOR CONTAINER		7.250,00 €																																																																																																																													
TO	TC	TT																																																																																																																													
MTWT---	9	19	10																																																																																																																												
----F--	9	19	10																																																																																																																												
-----SS	9	19	10																																																																																																																												

MATURITY 3																																																																																																																																																																																									
STRT Y	4	STRT M	10	END Y	5	END M	12	TOTAL M	14	BREAK P	1	STRT M TOT	35	END M	49																																																																																																																																																																										
CARS:	6	ACCONT:	10	LENGTH:		FEE PER CAR:	400 €	FEE PER ACC:	60 €	RETURN %:	30,0%	BASE AMOUNT:	2 €	CHARGE PER MINUTE:	1,58 €																																																																																																																																																																										
DAY	TYPE	AVLBL DT	<7MINS (AVG:5)	7-12 (AVG 10)	12-16 (AVG 14)	16-22(AVG 19)	>22 (AVG 25)	PROFIT PER DAY	PROFIT TOTAL	users	minutes used	ax minutes possib	C	A																																																																																																																																																																											
MTWT---	4	1	4	14	5	4	4	489,62 €	1.958,47 €	18	287	1260	2	3																																																																																																																																																																											
----F--	1	2	6	7	6	6	6	734,43 €	734,43 €	27	431	1260	2	3																																																																																																																																																																											
-----SS	2	6	15	19	17	15	15	1.958,47 €	3.916,94 €	72	1148	1260	2	3																																																																																																																																																																											
<table border="1"> <tr> <td colspan="2">KW COST</td><td>0,2161 €</td> <td colspan="2">TOTAL SUM PER WEEK</td><td>6.609,84 €</td><td>243</td><td>EARN FROM CARS</td><td>4.534,72 €</td> </tr> <tr> <td colspan="2">CAR MNTN</td><td>- €</td> <td colspan="2">TOTAL SUM PER MONTH</td><td>28.741,01 €</td><td>1057</td><td>EARN FROM ACCO</td><td>2.075,12 €</td> </tr> <tr> <td colspan="2">CAR WORK</td><td>- €</td> <td colspan="2">TOTAL SUM PERIOD 2</td><td>402.374,19 €</td><td>14798</td><td>TOTAL FROM CAR</td><td>276.051,21 €</td> </tr> <tr> <td colspan="2">TOTAL WRK</td><td>- €</td> <td colspan="2">EARNINGS PER CAR</td><td>46.008,54 €</td><td></td><td>TOTAL FROM ACCO</td><td>126.322,98 €</td> </tr> <tr> <td colspan="2"></td><td></td> <td colspan="2">EARNINGS PER ACCUMULATOR CONTAINER</td><td>12.632,30 €</td><td></td><td></td><td></td> </tr> <tr> <td colspan="2"></td><td>0%</td> <td colspan="2">TOTAL INCOME AFTER TAXES</td><td>317.875,61 €</td><td></td><td>TRACK INCOME AFTER TAX</td><td>53.362,68 €</td> </tr> <tr> <td colspan="2"></td><td>0%</td> <td colspan="2">TOTAL INCOME PER CAR AFTER TAXES</td><td>39.567,34 €</td><td></td><td>TRACK INCOME PER MONTH</td><td>3.811,62 €</td> </tr> <tr> <td colspan="2"></td><td>- €</td> <td colspan="2">TOTAL INCOME PER ACCUMULATOR CONTAINER AFTER TAXES</td><td>10.863,78 €</td><td></td><td>TRACK INCOME PER CAR</td><td>8.893,78 €</td> </tr> <tr> <td colspan="2"></td><td>- €</td> <td colspan="2">POSSIBLE INCOME FROM ADVERTISEMENTS</td><td>739,90 €</td><td></td><td>-/- PER CAR/MONTH</td><td>635,27 €</td> </tr> <tr> <td colspan="2"></td><td>- €</td> <td colspan="2">INCOME AFTER TRACK PAYMENT AND TAX</td><td>264.512,93 €</td><td></td><td>ELECTRICITY COSTS</td><td>3.384,97 €</td> </tr> <tr> <td colspan="2"></td><td>- €</td> <td colspan="2">INCOME AFTER TRACK PAYMENT AND TAX PER MONTH</td><td>18.893,78 €</td><td></td><td>MAINTENANCE COST</td><td>- €</td> </tr> <tr> <td colspan="2"></td><td>- €</td> <td colspan="2">INCOME AFTER TRACK PAYMENT AND TAX PER CAR+ACCU</td><td>44.085,49 €</td><td></td><td>WORKER COST</td><td>- €</td> </tr> <tr> <td colspan="2"></td><td>- €</td> <td colspan="2">INCOME AFTER TRACK PAYMENT AND TAX PER CAR/MONTH</td><td>3.148,96 €</td><td></td><td>TOTAL COSTS</td><td>3.384,97 €</td> </tr> <tr> <td colspan="2"></td><td></td> <td colspan="2">INCOME AFTER TRACK & INVESTOR PAYMENT AND TAX</td><td>264.512,93 €</td><td></td><td>TRACK PROFIT</td><td>49.977,72 €</td> </tr> <tr> <td colspan="2"></td><td></td> <td colspan="2">INCOME AFTER TRACK PAYMENT AND TAX PER MONTH</td><td>18.893,78 €</td><td></td><td>TRACK PROFIT PER MONTH</td><td>3.569,84 €</td> </tr> <tr> <td colspan="2"></td><td></td> <td colspan="2">INCOME AFTER TRACK PAYMENT AND TAX PER CAR</td><td>30.245,11 €</td><td></td><td>TRACK PR PER MONTH/CAR</td><td>594,97 €</td> </tr> <tr> <td colspan="2"></td><td></td> <td colspan="2">INCOME AFTER TRACK PAYMENT AND TAX PER ACCUMULATOR CONTAINER</td><td>8.304,23 €</td><td></td><td></td><td></td> </tr> <tr> <td colspan="2"></td><td></td> <td colspan="2">INCOME PER CAR PER MONTH</td><td>2.160,37 €</td><td></td><td>CAR DEPRECIATION MONTH</td><td>14</td> </tr> <tr> <td colspan="2"></td><td></td> <td colspan="2">INCOME PER ACCU PER MONTH</td><td>593,16 €</td><td></td><td>ACC DEPRECIATION MONTH</td><td>13</td> </tr> </table>															KW COST		0,2161 €	TOTAL SUM PER WEEK		6.609,84 €	243	EARN FROM CARS	4.534,72 €	CAR MNTN		- €	TOTAL SUM PER MONTH		28.741,01 €	1057	EARN FROM ACCO	2.075,12 €	CAR WORK		- €	TOTAL SUM PERIOD 2		402.374,19 €	14798	TOTAL FROM CAR	276.051,21 €	TOTAL WRK		- €	EARNINGS PER CAR		46.008,54 €		TOTAL FROM ACCO	126.322,98 €				EARNINGS PER ACCUMULATOR CONTAINER		12.632,30 €						0%	TOTAL INCOME AFTER TAXES		317.875,61 €		TRACK INCOME AFTER TAX	53.362,68 €			0%	TOTAL INCOME PER CAR AFTER TAXES		39.567,34 €		TRACK INCOME PER MONTH	3.811,62 €			- €	TOTAL INCOME PER ACCUMULATOR CONTAINER AFTER TAXES		10.863,78 €		TRACK INCOME PER CAR	8.893,78 €			- €	POSSIBLE INCOME FROM ADVERTISEMENTS		739,90 €		-/- PER CAR/MONTH	635,27 €			- €	INCOME AFTER TRACK PAYMENT AND TAX		264.512,93 €		ELECTRICITY COSTS	3.384,97 €			- €	INCOME AFTER TRACK PAYMENT AND TAX PER MONTH		18.893,78 €		MAINTENANCE COST	- €			- €	INCOME AFTER TRACK PAYMENT AND TAX PER CAR+ACCU		44.085,49 €		WORKER COST	- €			- €	INCOME AFTER TRACK PAYMENT AND TAX PER CAR/MONTH		3.148,96 €		TOTAL COSTS	3.384,97 €				INCOME AFTER TRACK & INVESTOR PAYMENT AND TAX		264.512,93 €		TRACK PROFIT	49.977,72 €				INCOME AFTER TRACK PAYMENT AND TAX PER MONTH		18.893,78 €		TRACK PROFIT PER MONTH	3.569,84 €				INCOME AFTER TRACK PAYMENT AND TAX PER CAR		30.245,11 €		TRACK PR PER MONTH/CAR	594,97 €				INCOME AFTER TRACK PAYMENT AND TAX PER ACCUMULATOR CONTAINER		8.304,23 €							INCOME PER CAR PER MONTH		2.160,37 €		CAR DEPRECIATION MONTH	14				INCOME PER ACCU PER MONTH		593,16 €		ACC DEPRECIATION MONTH	13
KW COST		0,2161 €	TOTAL SUM PER WEEK		6.609,84 €	243	EARN FROM CARS	4.534,72 €																																																																																																																																																																																	
CAR MNTN		- €	TOTAL SUM PER MONTH		28.741,01 €	1057	EARN FROM ACCO	2.075,12 €																																																																																																																																																																																	
CAR WORK		- €	TOTAL SUM PERIOD 2		402.374,19 €	14798	TOTAL FROM CAR	276.051,21 €																																																																																																																																																																																	
TOTAL WRK		- €	EARNINGS PER CAR		46.008,54 €		TOTAL FROM ACCO	126.322,98 €																																																																																																																																																																																	
			EARNINGS PER ACCUMULATOR CONTAINER		12.632,30 €																																																																																																																																																																																				
		0%	TOTAL INCOME AFTER TAXES		317.875,61 €		TRACK INCOME AFTER TAX	53.362,68 €																																																																																																																																																																																	
		0%	TOTAL INCOME PER CAR AFTER TAXES		39.567,34 €		TRACK INCOME PER MONTH	3.811,62 €																																																																																																																																																																																	
		- €	TOTAL INCOME PER ACCUMULATOR CONTAINER AFTER TAXES		10.863,78 €		TRACK INCOME PER CAR	8.893,78 €																																																																																																																																																																																	
		- €	POSSIBLE INCOME FROM ADVERTISEMENTS		739,90 €		-/- PER CAR/MONTH	635,27 €																																																																																																																																																																																	
		- €	INCOME AFTER TRACK PAYMENT AND TAX		264.512,93 €		ELECTRICITY COSTS	3.384,97 €																																																																																																																																																																																	
		- €	INCOME AFTER TRACK PAYMENT AND TAX PER MONTH		18.893,78 €		MAINTENANCE COST	- €																																																																																																																																																																																	
		- €	INCOME AFTER TRACK PAYMENT AND TAX PER CAR+ACCU		44.085,49 €		WORKER COST	- €																																																																																																																																																																																	
		- €	INCOME AFTER TRACK PAYMENT AND TAX PER CAR/MONTH		3.148,96 €		TOTAL COSTS	3.384,97 €																																																																																																																																																																																	
			INCOME AFTER TRACK & INVESTOR PAYMENT AND TAX		264.512,93 €		TRACK PROFIT	49.977,72 €																																																																																																																																																																																	
			INCOME AFTER TRACK PAYMENT AND TAX PER MONTH		18.893,78 €		TRACK PROFIT PER MONTH	3.569,84 €																																																																																																																																																																																	
			INCOME AFTER TRACK PAYMENT AND TAX PER CAR		30.245,11 €		TRACK PR PER MONTH/CAR	594,97 €																																																																																																																																																																																	
			INCOME AFTER TRACK PAYMENT AND TAX PER ACCUMULATOR CONTAINER		8.304,23 €																																																																																																																																																																																				
			INCOME PER CAR PER MONTH		2.160,37 €		CAR DEPRECIATION MONTH	14																																																																																																																																																																																	
			INCOME PER ACCU PER MONTH		593,16 €		ACC DEPRECIATION MONTH	13																																																																																																																																																																																	
<table border="1"> <tr> <td colspan="3">INVESTORS INCOME PER CAR</td> <td colspan="2">COST OF 1 CAR</td><td>30.000,00 €</td> </tr> <tr> <td colspan="3"></td> <td colspan="2">COST OF 1 ACCUMULATOR CONTAINER</td><td>7.500,00 €</td> </tr> <tr> <td></td><td>TO</td><td>TC</td><td>TT</td><td></td><td></td> </tr> <tr> <td>MTWT---</td><td>9</td><td>19</td><td>10</td><td></td><td></td> </tr> <tr> <td>----F--</td><td>9</td><td>19</td><td>10</td><td></td><td></td> </tr> <tr> <td>-----SS</td><td>9</td><td>19</td><td>10</td><td></td><td></td> </tr> </table>															INVESTORS INCOME PER CAR			COST OF 1 CAR		30.000,00 €				COST OF 1 ACCUMULATOR CONTAINER		7.500,00 €		TO	TC	TT			MTWT---	9	19	10			----F--	9	19	10			-----SS	9	19	10																																																																																																																																									
INVESTORS INCOME PER CAR			COST OF 1 CAR		30.000,00 €																																																																																																																																																																																				
			COST OF 1 ACCUMULATOR CONTAINER		7.500,00 €																																																																																																																																																																																				
	TO	TC	TT																																																																																																																																																																																						
MTWT---	9	19	10																																																																																																																																																																																						
----F--	9	19	10																																																																																																																																																																																						
-----SS	9	19	10																																																																																																																																																																																						
END PHASE																																																																																																																																																																																									
STRT Y	5	STRT M	12	END Y	6	END M	11	TOTAL M	11	BREAK P	1	STRT M TOT	49	END M	60																																																																																																																																																																										
CARS:	6	ACCONT:	10	LENGTH:		FEE PER CAR:	400 €	FEE PER ACC:	60 €	RETURN %:	30,0%	BASE AMOUNT:	2 €	CHARGE PER MINUTE:	1,58 €																																																																																																																																																																										
DAY	TYPE	AVLBL DT	<7MINS (AVG:5)	7-12 (AVG 10)	12-16 (AVG 14)	16-22(AVG 19)	>22 (AVG 25)	PROFIT PER DAY	PROFIT TOTAL	users	minutes used	ax minutes possib	C	A																																																																																																																																																																											
MTWT---	4	1	3	14	4	4	3	408,02 €	1.632,06 €	15	239	1260	2	3																																																																																																																																																																											
----F--	1	2	5	6	6	5	5	598,42 €	598,42 €	22	351	1260	2	3																																																																																																																																																																											
-----SS	2	4	11	14	12	11	11	1.414,45 €	2.828,90 €	52	829	1260	2	3																																																																																																																																																																											
<table border="1"> <tr> <td colspan="2">KW COST</td><td>0,2161 €</td> <td colspan="2">TOTAL SUM PER WEEK</td><td>5.059,39 €</td><td>186</td><td>EARN FROM CARS</td><td>4.072,31 €</td> </tr> <tr> <td colspan="2">CAR MNTN</td><td>- €</td> <td colspan="2">TOTAL SUM PER MONTH</td><td>21.999,29 €</td><td>809</td><td>EARN FROM ACCO</td><td>987,08 €</td> </tr> <tr> <td colspan="2">CAR WORK</td><td>- €</td> <td colspan="2">TOTAL SUM PERIOD 2</td><td>241.992,24 €</td><td>8899</td><td>TOTAL FROM CAR</td><td>194.779,81 €</td> </tr> <tr> <td colspan="2">TOTAL WRK</td><td>- €</td> <td colspan="2">EARNINGS PER CAR</td><td>32.463,30 €</td><td></td><td>TOTAL FROM ACCO</td><td>47.212,43 €</td> </tr> <tr> <td colspan="2"></td><td></td> <td colspan="2">EARNINGS PER ACCUMULATOR CONTAINER</td><td>4.721,24 €</td><td></td><td></td><td></td> </tr> <tr> <td colspan="2"></td><td>0%</td> <td colspan="2">TOTAL INCOME AFTER TAXES</td><td>191.173,87 €</td><td></td><td>TRACK INCOME AFTER TAX</td><td>24.352,16 €</td> </tr> <tr> <td colspan="2"></td><td>0%</td> <td colspan="2">TOTAL INCOME PER CAR AFTER TAXES</td><td>28.892,34 €</td><td></td><td>TRACK INCOME PER MONTH</td><td>2.213,83 €</td> </tr> <tr> <td colspan="2"></td><td>- €</td> <td colspan="2">TOTAL INCOME PER ACCUMULATOR CONTAINER AFTER TAXES</td><td>4.201,91 €</td><td></td><td>TRACK INCOME PER CAR</td><td>4.058,69 €</td> </tr> <tr> <td colspan="2"></td><td>- €</td> <td colspan="2">POSSIBLE INCOME FROM ADVERTISEMENTS</td><td>444,95 €</td><td></td><td>-/- PER CAR/MONTH</td><td>368,97 €</td> </tr> <tr> <td colspan="2"></td><td>- €</td> <td colspan="2">INCOME AFTER TRACK PAYMENT AND TAX</td><td>166.821,71 €</td><td></td><td>ELECTRICITY COSTS</td><td>2.659,62 €</td> </tr> <tr> <td colspan="2"></td><td>- €</td> <td colspan="2">INCOME AFTER TRACK PAYMENT AND TAX PER MONTH</td><td>15.165,61 €</td><td></td><td>MAINTENANCE COST</td><td>- €</td> </tr> <tr> <td colspan="2"></td><td>- €</td> <td colspan="2">INCOME AFTER TRACK PAYMENT AND TAX PER CAR+ACCU</td><td>27.803,62 €</td><td></td><td>WORKER COST</td><td>- €</td> </tr> <tr> <td colspan="2"></td><td>- €</td> <td colspan="2">INCOME AFTER TRACK PAYMENT AND TAX PER CAR/MONTH</td><td>2.527,60 €</td><td></td><td>TOTAL COSTS</td><td>2.659,62 €</td> </tr> <tr> <td colspan="2"></td><td></td> <td colspan="2">INCOME AFTER TRACK & INVESTOR PAYMENT AND TAX</td><td>166.821,71 €</td><td></td><td>TRACK PROFIT</td><td>21.692,54 €</td> </tr> <tr> <td colspan="2"></td><td></td> <td colspan="2">INCOME AFTER TRACK PAYMENT AND TAX PER MONTH</td><td>15.165,61 €</td><td></td><td>TRACK PROFIT PER MONTH</td><td>1.972,05 €</td> </tr> <tr> <td colspan="2"></td><td></td> <td colspan="2">INCOME AFTER TRACK PAYMENT AND TAX PER CAR</td><td>22.379,16 €</td><td></td><td>TRACK PR PER MONTH/CAR</td><td>328,67 €</td> </tr> <tr> <td colspan="2"></td><td></td> <td colspan="2">INCOME AFTER TRACK PAYMENT AND TAX PER ACCUMULATOR CONTAINER</td><td>3.254,67 €</td><td></td><td></td><td></td> </tr> <tr> <td colspan="2"></td><td></td> <td colspan="2">INCOME PER CAR PER MONTH</td><td>2.034,47 €</td><td></td><td>CAR DEPRECIATION MONTH</td><td>15</td> </tr> <tr> <td colspan="2"></td><td></td> <td colspan="2">INCOME PER ACCU PER MONTH</td><td>295,88 €</td><td></td><td>ACC DEPRECIATION MONTH</td><td>26</td> </tr> </table>															KW COST		0,2161 €	TOTAL SUM PER WEEK		5.059,39 €	186	EARN FROM CARS	4.072,31 €	CAR MNTN		- €	TOTAL SUM PER MONTH		21.999,29 €	809	EARN FROM ACCO	987,08 €	CAR WORK		- €	TOTAL SUM PERIOD 2		241.992,24 €	8899	TOTAL FROM CAR	194.779,81 €	TOTAL WRK		- €	EARNINGS PER CAR		32.463,30 €		TOTAL FROM ACCO	47.212,43 €				EARNINGS PER ACCUMULATOR CONTAINER		4.721,24 €						0%	TOTAL INCOME AFTER TAXES		191.173,87 €		TRACK INCOME AFTER TAX	24.352,16 €			0%	TOTAL INCOME PER CAR AFTER TAXES		28.892,34 €		TRACK INCOME PER MONTH	2.213,83 €			- €	TOTAL INCOME PER ACCUMULATOR CONTAINER AFTER TAXES		4.201,91 €		TRACK INCOME PER CAR	4.058,69 €			- €	POSSIBLE INCOME FROM ADVERTISEMENTS		444,95 €		-/- PER CAR/MONTH	368,97 €			- €	INCOME AFTER TRACK PAYMENT AND TAX		166.821,71 €		ELECTRICITY COSTS	2.659,62 €			- €	INCOME AFTER TRACK PAYMENT AND TAX PER MONTH		15.165,61 €		MAINTENANCE COST	- €			- €	INCOME AFTER TRACK PAYMENT AND TAX PER CAR+ACCU		27.803,62 €		WORKER COST	- €			- €	INCOME AFTER TRACK PAYMENT AND TAX PER CAR/MONTH		2.527,60 €		TOTAL COSTS	2.659,62 €				INCOME AFTER TRACK & INVESTOR PAYMENT AND TAX		166.821,71 €		TRACK PROFIT	21.692,54 €				INCOME AFTER TRACK PAYMENT AND TAX PER MONTH		15.165,61 €		TRACK PROFIT PER MONTH	1.972,05 €				INCOME AFTER TRACK PAYMENT AND TAX PER CAR		22.379,16 €		TRACK PR PER MONTH/CAR	328,67 €				INCOME AFTER TRACK PAYMENT AND TAX PER ACCUMULATOR CONTAINER		3.254,67 €							INCOME PER CAR PER MONTH		2.034,47 €		CAR DEPRECIATION MONTH	15				INCOME PER ACCU PER MONTH		295,88 €		ACC DEPRECIATION MONTH	26
KW COST		0,2161 €	TOTAL SUM PER WEEK		5.059,39 €	186	EARN FROM CARS	4.072,31 €																																																																																																																																																																																	
CAR MNTN		- €	TOTAL SUM PER MONTH		21.999,29 €	809	EARN FROM ACCO	987,08 €																																																																																																																																																																																	
CAR WORK		- €	TOTAL SUM PERIOD 2		241.992,24 €	8899	TOTAL FROM CAR	194.779,81 €																																																																																																																																																																																	
TOTAL WRK		- €	EARNINGS PER CAR		32.463,30 €		TOTAL FROM ACCO	47.212,43 €																																																																																																																																																																																	
			EARNINGS PER ACCUMULATOR CONTAINER		4.721,24 €																																																																																																																																																																																				
		0%	TOTAL INCOME AFTER TAXES		191.173,87 €		TRACK INCOME AFTER TAX	24.352,16 €																																																																																																																																																																																	
		0%	TOTAL INCOME PER CAR AFTER TAXES		28.892,34 €		TRACK INCOME PER MONTH	2.213,83 €																																																																																																																																																																																	
		- €	TOTAL INCOME PER ACCUMULATOR CONTAINER AFTER TAXES		4.201,91 €		TRACK INCOME PER CAR	4.058,69 €																																																																																																																																																																																	
		- €	POSSIBLE INCOME FROM ADVERTISEMENTS		444,95 €		-/- PER CAR/MONTH	368,97 €																																																																																																																																																																																	
		- €	INCOME AFTER TRACK PAYMENT AND TAX		166.821,71 €		ELECTRICITY COSTS	2.659,62 €																																																																																																																																																																																	
		- €	INCOME AFTER TRACK PAYMENT AND TAX PER MONTH		15.165,61 €		MAINTENANCE COST	- €																																																																																																																																																																																	
		- €	INCOME AFTER TRACK PAYMENT AND TAX PER CAR+ACCU		27.803,62 €		WORKER COST	- €																																																																																																																																																																																	
		- €	INCOME AFTER TRACK PAYMENT AND TAX PER CAR/MONTH		2.527,60 €		TOTAL COSTS	2.659,62 €																																																																																																																																																																																	
			INCOME AFTER TRACK & INVESTOR PAYMENT AND TAX		166.821,71 €		TRACK PROFIT	21.692,54 €																																																																																																																																																																																	
			INCOME AFTER TRACK PAYMENT AND TAX PER MONTH		15.165,61 €		TRACK PROFIT PER MONTH	1.972,05 €																																																																																																																																																																																	
			INCOME AFTER TRACK PAYMENT AND TAX PER CAR		22.379,16 €		TRACK PR PER MONTH/CAR	328,67 €																																																																																																																																																																																	
			INCOME AFTER TRACK PAYMENT AND TAX PER ACCUMULATOR CONTAINER		3.254,67 €																																																																																																																																																																																				
			INCOME PER CAR PER MONTH		2.034,47 €		CAR DEPRECIATION MONTH	15																																																																																																																																																																																	
			INCOME PER ACCU PER MONTH		295,88 €		ACC DEPRECIATION MONTH	26																																																																																																																																																																																	
<table border="1"> <tr> <td colspan="3">INVESTORS INCOME PER CAR</td> <td colspan="2">COST OF 1 CAR</td><td>30.000,00 €</td> </tr> <tr> <td colspan="3"></td> <td colspan="2">COST OF 1 ACCUMULATOR CONTAINER</td><td>7.500,00 €</td> </tr> <tr> <td></td><td>TO</td><td>TC</td><td>TT</td><td></td><td></td> </tr> <tr> <td>MTWT---</td><td>9</td><td>19</td><td>10</td><td></td><td></td> </tr> <tr> <td>----F--</td><td>9</td><td>19</td><td>10</td><td></td><td></td> </tr> <tr> <td>-----SS</td><td>9</td><td>19</td><td>10</td><td></td><td></td> </tr> </table>															INVESTORS INCOME PER CAR			COST OF 1 CAR		30.000,00 €				COST OF 1 ACCUMULATOR CONTAINER		7.500,00 €		TO	TC	TT			MTWT---	9	19	10			----F--	9	19	10			-----SS	9	19	10																																																																																																																																									
INVESTORS INCOME PER CAR			COST OF 1 CAR		30.000,00 €																																																																																																																																																																																				
			COST OF 1 ACCUMULATOR CONTAINER		7.500,00 €																																																																																																																																																																																				
	TO	TC	TT																																																																																																																																																																																						
MTWT---	9	19	10																																																																																																																																																																																						
----F--	9	19	10																																																																																																																																																																																						
-----SS	9	19	10																																																																																																																																																																																						